THE JOURNAL

OF THE

SOUTH CAROLINA CONFERENCE

OF

The United Methodist Church

Southeastern Jurisdiction

2011

Price: $20.00 per year paid in advance by
subscription only

Edited for the Conference by
TIMOTHY J. ROGERS
Secretary of the Annual Conference

Florence Civic Center

Florence, South Carolina

June 8-12, 2011

Printed by
South Carolina Conference Print Media Center
Columbia, South Carolina

FREQUENTLY CALLED NUMBERS

Located in United Methodist Conference Center	**803/786-9486**
Area Offices (Columbia)	
Resident Bishop (Bishop Mary Virginia Taylor)	
Bishop's Administrative Secretary (Mrs. Bettye F. Rivers)	
Conference Council on Connectional Ministries	
Director and All Departments (Columbia)	
Conference Officers	
Conference Secretary (Columbia)	
Conference Treasurer and Statistician (Columbia)	
Coordinator of Clergy Services (Columbia)	
Conference Benefits Officer (Columbia)	
Director of Congregational Development (Columbia)	
South Carolina United Methodist *Advocate* (Columbia)	
Cokesbury	
Nashville Regional Service Center	615/749-6113
Cokesbury Call Center Customer Service	800/672-1789
Columbia Cokesbury Book Store	803/798-3220
Camp and Retreats	864/458-2071
Colleges and Schools	
Claflin University (Orangeburg)	803/534-2710
Columbia College (Columbia)	803/786-3861
Spartanburg Methodist College (Spartanburg)	864/587-4236
Wofford College (Spartanburg)	864/597-4000
Community Centers	
Bethlehem Center (Columbia)	803/254-8385
Bethlehem Center (Spartanburg)	864/582-7158
Homes	
Epworth Children's Home (Columbia)	803/256-7394
The United Methodist Manor of the Pee Dee (Florence)	843/664-0700
The Methodist Oaks (Orangeburg)	803/534-1212
Wesley Commons (Greenwood)	864/227-7140
Conference Archivist (Dr. R. Phillip Stone)	864/597-4309
South Carolina United Methodist Foundation (Columbia)	803/771-9125

SOUTH CAROLINA CONFERENCE EXTENDED CABINET

RESIDENT BISHOP	4908 Colonial Drive, Suite 121, Columbia 29203
Bishop Mary Virginia Taylor	Residence: 324 Shallow Brook Lane, Columbia 29223
Spouse: Russell	Phone: (O) 803/786-9486
Secretary: Bettye F. Rivers	Fax: 803/754-9327
ANDERSON DISTRICT	PO Box 1057, Anderson 29622
Susan Leonard-Ray	Office: 515 South McDuffie Street, Anderson 29624
Spouse: Keith Ray	Residence: 207 Westcott Lane, Clemson 29630
Secretary: Medina Wilkerson	Phone: (O) 864/226-6649 (R) 864/209-8301
	Fax: 864/225-1399; E-mail: ANdist@umcsc.org
CHARLESTON DISTRICT	1125 E. Montague Avenue, North Charleston 29405
Patricia J. Parrish	Residence: 1254 Seton Place, Charleston 29407
Spouse: Gary Phillips	Phone: (O) 843/744-0477 (R) 843/556-5358
Secretary: Betty Walker	Fax: 843/744-0479; E-mail: CHdist@umcsc.org
COLUMBIA DISTRICT	4908 Colonial Drive, Suite 124, Columbia 29203
W. Timothy McClendon	Residence: 6235 Westshore Road, Columbia 29206
Spouse: Cindy	Phone: (O) 803/786-9486 (R) 803/782-5164
Secretary: Veronica R. Williams	Fax: 803/735-8799; E-mail: COdist@umcsc.org
FLORENCE DISTRICT	PO Box 408, Florence 29503
James L. Friday	Office: 101 Sanborn Street, Florence 29501
Spouse: Deborah	Residence: 802 South Whitehall Circle, Florence 29501
Secretary: Margaret Smith	Phone: (O) 843/669-5992 (R) 843/661-7358
	Fax: 843/673-9883; E-mail: FLdist@umcsc.org
GREENVILLE DISTRICT	213 College Street, Greenville 29601
Charles L. Johnson, Sr.	Residence: PO Box 9202 Greenville 29604
Spouse: Deloris	Phone (O) 864/233-3611 (R) 864/233-5871
Secretary: Rhonda K. Gilliam	Fax: 864/242-1272; E-mail: GVdist@umcsc.org
GREENWOOD DISTRICT	PO Box 49968, Greenwood 29649
Mary V. Teasley	Residence: 104 Amherst Drive, Greenwood 29649
Spouse: George Donigian	Phone: (O) 864/223-2650 (R) 864/223-5651
Secretary: Judy Harrison	Fax: 864/223-4099; E-mail: GWdist@umcsc.org
HARTSVILLE DISTRICT	108 West Pinewood Avenue, Hartsville 29550
Lillian Washington	Residence: 129 Holly Drive, Hartsville 29550
Spouse: Harold	Phone: (O) 843/332-1631 (R) 843/332-3395
Secretary: Iris McFarland	Fax: 843/332-3200; E-mail: HAdist@umcsc.org
MARION DISTRICT	PO Box 543, Marion 29571
Richard H. (Dickie) Knight	Office: 104 North Pine Street, Marion 29571
Spouse: Brenda	Residence: 1225 David Street, Dillon 29536
Secretary: Carol Stoops	Phone: (O) 843/423-1202 (R) 843/774-2173
	Fax: 843/423-6775; E-mail: MAdist@umcsc.org
ORANGEBURG DISTRICT	PO Box 303, Orangeburg 29116-0303
John Wesley Hipp	Office: 950 Holly Street, Orangeburg 29115
Spouse: Carol	Residence: 2049 Woodland Drive NE, Orangeburg 29118
Secretary: Frances Black	Phone: (O) 803/534-7564 (R) 803/937-6023
	Fax: 803/534-5474; E-mail: ORdist@umcsc.org
ROCK HILL DISTRICT	139 Elizabeth Lane, Rock Hill 29730
Sara A. White	Residence: 1212 Auburndale Lane, Rock Hill 29732
Spouse: Stephen D. Gaither	Phone: (O) 803/328-0218 (R) 803/327-8356
Secretary: Karen Hill	Fax: 803/328-6209; E-mail: RHdist@umcsc.org

SPARTANBURG DISTRICT
Paul Wesley Harmon
Spouse: Jan
Secretary: Gail Varner

364 South Pine Street, Suite B 120, Spartanburg 29302
Residence: 205 Arbor Road, Spartanburg 29307
Phone: (O) 864/583-5109 (R) 864/582-5465
Fax: 864/583-1134; E-mail: SPdist@umcsc.org

WALTERBORO DISTRICT
Ernest C. Etheredge
Spouse: Gwendolyn
Secretary: Margie Williams

PO Box 829, Walterboro 29488
Office: 119 Lucas Street, Walterboro 29488
Residence: 175 Auld Brass Road, Walterboro 29488
Phone: (O) 843/549-5441 (R) 843/538-5831
Fax: 843/549-6073; E-mail: WAdist@umcsc.org

DIRECTOR OF CONNECTIONAL MINISTRIES
Willie S. Teague
Spouse: Marcella
Secretary: Tammy Fulmer

4908 Colonial Drive, Suite 108, Columbia 29203
Residence: 621 Sandfield Road, Blythewood 29016
Phone: (O) 803/786-9486 (R) 803/767-5135
Fax: 803/735-8793; E-mail: wsteague@umcsc.org

COORDINATOR OF CLERGY SERVICES
Timothy J. Rogers
Spouse: Meri Lyn
Adm. Assist: Bonnie Speas

4908 Colonial Drive, Suite 122, Columbia 29203
Residence: 6829 Wedgefield Road, Columbia 29206
Phone: (O) 803/786-9486 (R) 803/788-3042
Fax: 803/735-8777; E-mail: tjrogers@umcsc.org

DIRECTOR OF CONGREGATIONAL DEVELOPMENT
James Russell Taylor
Spouse: Mary Virginia
Adm. Assist.: Laura Hill

4908 Colonial Drive, Suite 125, Columbia 29203
Residence: 324 Shallow Brook Lane, Columbia 29223
Phone: (O) 803/735-8794
Fax: 803/691-6609; E-mail: rustytaylor@bellsouth.net

CONFERENCE TREASURER
Anthony C. Prestipino
Spouse: Libby
Assist. to the Treasurer:
Lee McMillan

4908 Colonial Drive, Suite 201, Columbia 29203
Residence: 4612 Fernwood Road, Columbia 29206
Phone: (O) 803/786-9486 (R) 803/738-7099
Fax: 803/691-0700; E-mail: aprestipino@umcsc.org

CONFERENCE LAY LEADER
Joseph E. Heyward
Spouse: Evelyn

PO Box 384, Florence 29503
Phone: 843/669-0048
E-mail: Heywardj8@aol.com
Fax: 866/760-6864

TABLE OF CONTENTS

Section I 1
Conference Officers 1
Conference Directory 1

Section II 3
Councils 3
The Council on Finance and Administration 3
The Council on Connectional Ministries 3
Boards 5
The Board of Church and Society 5
The Board of Education 5
The Board of Evangelism 6
The Board of Global Ministries 6
The Board of Health and Welfare Ministries 7
The Board of Higher Education and Campus Ministry 7
Wesley Foundation Boards 8
The Board of the Laity 10
District Lay Leaders 11
The Board of Ordained Ministry 11
The Board of Pension and Health Benefits 12
Commissions 13
The Commission on Archives and History 13
The Commission on Communications 13
The Commission on Christian Unity and Interreligious Concerns 14
The Commission on Equitable Compensation 14
The Commission on Religion and Race 14
The Commission on Status and Role of Women 15
The Commission on Worship 15
Committees 15
The Committee on the Annual Conference 15
The Committee on the Conference *Journal* 16
The Committee on Conference Staff Relations 16
The Committee on Congregational Development 17
The Committee on Episcopacy 17
The Committee on Ethnic Local Church Concerns 18
The Joint Committee on Incapacity 18
The Committee on Investigation 18
The Committee on Investigation - Diaconal Ministers 19
The Administrative Review Committee 19
The Committee on Nominations 19
The Committee on Pastoral Care and Counseling 20
The Committee on Petitions to the General Conference 20
The Committee on Resolutions and Appeals 20
The Committee on Standing Rules 20
Connectional Ministries New Structure 21
Boards of Trust 24
The Trustees of Aldersgate Special Needs Ministry 24
The Trustees of the Annual Conference 25
The Trustees of Camps and Retreats Ministries 25
The Trustees of Claflin University 26
The Trustees of Columbia College 26
The Trustees of Epworth Children's Home 27
The Trustees of the James L. Belin Property 27
The Trustees of The Methodist Oaks 28
The Trustees of *The South Carolina United Methodist Advocate* 28
The Trustees of Spartanburg Methodist College 29
The Trustees of The United Methodist Center 30
The Trustees of the United Methodist Manor of the Pee Dee 30
The Trustees of Wesley Commons 30
The Trustees of Wofford College 31
District Boards and Committees 32
District Boards of Congregational Development 32
District Boards of Church Location and Building 32
District Committees on Ordained Ministry 33
Committees on the District Superintendency 33
District Boards of Trustees 33
Other Organizations 34
United Methodist Men 34
United Methodist Women 34

South Carolina Conference Historical Society 35
South Carolina Members of General Boards of The United Methodist Church 35
South Carolina Members, SEJ Committee on the Episcopacy 36

Section III 37
The Lay Members of the Annual Conference 37

Section IV 65
The Journal of Proceedings 65

Section V 85
The Business of the Annual Conference 85

Section VI 115
Part I, Ministerial Appointments 115
Part 2, Compensation of Ministers Serving Appointments To Extension Ministries 145
Photographs 147

Section VII 151
Reports of Councils, Boards, Commissions, Committees and Other Organizations 151
The Council on Finance and Administration 151
The Conference Council on Connectional Ministries 164
Special Days 2011 164
Advance Special Ministries 2011 165
Transition Plan for The South Carolina Conference of The United Methodist Church (Conference Council on Connectional Ministries) 166
The Board of Church and Society 171
The Board of Education 172
Christian Educators Fellowship 172
eChristianEd™ 173
The Council on Older Adult Ministries 173
The Division of Ministries with Young People 173
The Board of Evangelism 174
The Board of Global Ministries 174
The Disaster Response Committee 175
Spartanburg Methodist College 175
The Board of Health and Welfare 176
Aldersgate Special Needs Ministry 176
Epworth Children's Home 177
The Methodist Oaks 178
The Methodist Manor of the Pee Dee 179
Wesley Commons 179
The Board of Higher Education and Campus Ministry 180
Claflin University 180
Columbia College 181
Wofford College 182
Charleston Wesley Foundation 183
Clemson Wesley Foundation 183
Columbia Wesley Foundation 184
The Wesley Foundation at Francis Marion University 185
Furman Wesley Fellowship 185
Lander Wesley Fellowship 186
Orangeburg Wesley Foundation 186
Winthrop Wesley Foundation 187
The Board of Laity 187
The Board of Ordained Ministry 189
Board of Pension and Health Benefits 191
Pension Section 191
Group Insurance Section 195
The Commission on Archives and History 199
The Commission on Christian Unity and Interreligious Concerns 201
The Commission on Communications 202
The Commission on Equitable Compensation 202
The Commission on Religion and Race 207
The Commission on Status and Role of Women 207
The Commission on Worship 208
The Committee on the Annual Conference 208
The Committee on The Conference *Journal* 209
The Conference Staff Relations Committee 209
The Committee on Congregational Development 209
The Committee on the Episcopacy 209
The Ethnic Local Church Concerns Committee 211
The Committee on Hispanic-Latino Ministries 212

Native American Committee 212
The Committee on Pastoral Care and Counseling 213
The Office of Clergy Services 214
The Ministry Advisory Team 214
The Trustees of the Annual Conference 214
The Trustees of Camps and Retreat Ministries 216
The James L. Belin Board of Trust 216
The Trustees of *The S.C. United Methodist Advocate* 216
The United Methodist Center Board of Trustees 217
The United Methodist Men 217
The United Methodist Women 218
The Report of the Conference Chancellor 219
The Report of the Cabinet 219
Lake Junaluska Assembly 220
Africa University 221
Candler School of Theology 222

Section VIII 223
The Record of Remembrance 223
Alphabetical Listing of Deceased Ministerial Members 239

Section IX 253
Standing Rules and Resolutions 253

Section X 271
Biographical Sketches of Clergy Received 271

Section XI 273
Historical Record of Sessions of South Carolina Conferences 273

Section XII 283
Record of Ministerial Service and Clergy Information 283

General and Jurisdictional Conference Delegations 343

SECTION I

THE ORGANIZATION OF THE ANNUAL CONFERENCE

CONFERENCE OFFICERS

Mary Virginia Taylor ..... President and Resident Bishop, The Columbia Area
Timothy J. Rogers ..... Conference Secretary
Anthony C. Prestipino ..... Conference Treasurer and Statistician
W. Timothy McClendon ..... Conference Parliamentarian
R. Jeffords Barham ..... Conference Chancellor

OTHER ELECTED POSITIONS

William Malambri ..... First Assistant Secretary
James C. Lane, Kristen Richardson-Frick ..... Assistant Secretaries

SOUTH CAROLINA CONFERENCE DIRECTORY

Resident Bishop:
Bishop Mary Virginia Taylor, The United Methodist Center, 4908 Colonial Drive, Suite 121, Columbia 29203.
(O) 803/786-9486; (F) 803/754-9327

Conference Secretary:
The Rev. Timothy J. Rogers, 4908 Colonial Drive, Suite 122, Columbia 29203.
(O) 803/786-9486; (F) 803/735-8777; (R) 803/788-3042; E-mail: conferencesecretary@umcsc.org

Conference Treasurer and Statistician:
Anthony C. Prestipino, The United Methodist Center, 4908 Colonial Drive, Suite 201, Columbia 29203.
(O) 803/786-9486; (F) 803/691-0700; (R) 803/738-7099; E-mail: aprestipino@umcsc.org

Conference Chancellor:
Mr. R. Jeffords Barham (Direct telephone inquiries through the Office of the Resident Bishop.)

Director of Connectional Ministries:
The Rev. Willie S. Teague, The United Methodist Center, 4908 Colonial Drive, Suite 108, Columbia 29203.
(O) 803/786-9486; (F) 803/735-8793; (R) 803/767-5135; E-mail: wsteague@umcsc.org

Connectional Ministries Congregational Specialist:
The Rev. James S. Arant, The United Methodist Center, 4908 Colonial Drive, Columbia, 29203.
803/727-0327; E-mail: jarant@umcsc.org

Connectional Ministries Congregational Specialist:
The Rev. Kathy L. James, 803 West Montgomery Street, Gaffney 29341.
803/493-6192; E-mail: kljames@umcsc.org

Connectional Ministries Congregational Specialist:
The Rev. Cathy Joens, 102 Adelaide Drive, Greenville 29615. 864/940-1893; E-mail: cljoens@umcsc.org

Connectional Ministries Congregational Specialist: African American Ministries:
The Rev. Kenneth L. Nelson, The United Methodist Center, 4908 Colonial Drive, Columbia 29203.
803/312-2824; E-mail: klnelson@umcsc.org

Connectional Ministries Congregational Specialist:
Ms. Millie Nelson, The United Methodist Center, 4908 Colonial Drive, Columbia 29203.
803/960-5733; E-mail: mnelson@umcsc.org

Connectional Ministries Congregational Specialist: Hispanic Ministries:
The Rev. Sonia E. Ortigoza, The United Methodist Center, 4908 Colonial Drive, Columbia 29203.
803/920-9567; E-mail: sortigoza@umcsc.org

Connectional Ministries Congregational Specialist:
The Rev. A. Judson King, 200 Moonshadow Lane, Summerville 29485.
843/323-5977; E-mail: ajking@umcsc.org

Conference Benefits Officer:
The Rev. David L. Anderson, The United Methodist Center, 4908 Colonial Drive Suite 205, Columbia 29203 (or PO Box 3787, Columbia 29230).
(O) 803/786-9486; (F) 803/691-6604; (R) 803/748-1016; E-mail: dlanderson@umcsc.org

Conference Director of Congregational Development:
The Rev. J. Russell Taylor, 4908 Colonial Drive, Suite 125, Columbia 29203.
(O) 803/786-9486; (F) 803/691-6609; E-mail: rustytaylor@bellsouth.net

Conference Coordinator of Clergy Services:
The Rev. Timothy J. Rogers, 4908 Colonial Drive, Suite 122, Columbia 29203.
(O) 803/786-9486; (F) 803/735-8777; E-mail: tjrogers@umcsc.org

Conference Lay Leader:
Dr. Joseph E. Heyward, PO Box 384, Florence 29503. (H) 843/669-0048; E-Mail: heywardj8@aol.com

President, Epworth Children's Home:
The Rev. John E. Holler, PO Box 50466, Columbia 29250-0466. (O) 803/256-7394

Executive Director, The United Methodist Manor of the Pee Dee:
Ms. Teressa L. Tabor, 2100 Twin Church Road, Florence 29501-8200. (O) 843/664-0700

President, The Methodist Oaks:
The Rev. James R. McGee, PO Drawer 327, Orangeburg 29116-0327. (O) 803/534-1212

President, Wesley Commons:
Mr. David B. Buckshorn, 1110 Marshall Rd., Greenwood 29646. (O) 864/227-7250

President, The United Methodist Men:
Mr. Dale H. Sherrin, 2338 Deertrack Circle, Lancaster 29720 (R) 803/286-0717

President, The United Methodist Women:
Ms. Linda DuRant, 121 Pebble Creek Road, Chapin 29036 (R) 803/345-2671

President, Claflin University:
Dr. Henry N. Tisdale, Claflin University, 400 Magnolia Street, Orangeburg 29115. (O) 803/535-5412

President, Columbia College:
Dr. Caroline Whitson, 1301 Columbia College Drive, Columbia 29203. (O) 803/786-3178

President, Spartanburg Methodist College:
Dr. Colleen P. Keith, Spartanburg Methodist College, 1000 Powell Mill Road, Spartanburg 29301. (O) 864/587-4000

President, Wofford College:
Dr. Benjamin B. Dunlap, Wofford College, 429 North Church Street, Spartanburg 29303-3663. (O) 864/597-4010

Archivist, South Carolina Conference and Wofford College:
Dr. R. Phillip Stone, Wofford College, 429 North Church Street, Spartanburg 29303-3663. (O) 864/597-4309

Editor, *The South Carolina United Methodist Advocate:*
Mrs. Jessica Connor, The United Methodist Center, 4908 Colonial Drive, Suite 207, Columbia 29203.
(O) 803/786-9486; (F) 803/735-8168; E-mail: advocate@umcsc.org

Executive Director of Camps and Retreat Ministries:
Mr. Arthur Spriggs, 345 Prado Way, Greenville 29607. (O) 877/255-7559 or 864/458-2071

President, The South Carolina United Methodist Foundation:
Dr. Roger M. Gramling, 2900 Millwood Avenue, PO Box 5087, Columbia 29250.
(O) 803/771-9125; (F) 803/771-9135 (R) 803/781-7754;
E-mail: scumf@bellsouth.net

SECTION II

COUNCILS, BOARDS, COMMISSIONS, COMMITTEES AND OTHER CONFERENCE ORGANIZATIONS

A. The Councils of The Annual Conference

THE COUNCIL ON FINANCE AND ADMINISTRATION

Chairperson: Edward H. McDowell, Jr.
Vice-Chairperson: David C. Surrett
Secretary: Dora R. Gafford
Treasurer: Anthony C. Prestipino

Executive Committee:
Edward McDowell
David Surrett
Dora Gafford
Dan Bozard
Emily Rogers
Sara White
Bishop Mary Virginia Taylor

Clergy Members
James L. Correll (08)
Dora R. Gafford (04-08)
Edward H. McDowell, Jr. (06-08)
Blondell Miller (06-08)
David C. Surrett (08)
David C. Taylor (08)
Joseph Alva Wilson (05-08)

Lay Members
Dan Bozard (08), 821 Blue Heron Cove, Dillon 29536
Valerie D. Brooks (10), PO Box 1645, Fountain Inn 29644
Bob Dobson (08), 2661 Fox Run Road, Seneca 29672
Lucille Simmons (07-08), 233 Fletcher Lane, Walterboro 29488
Cornelius Nanton (08), 1727-A Ft. Jackson Road, Lugoff 29078
Bill Rambo (09),103 Brookwood Lane, Greenwood 29646
John Redmond (08), PO Box 26, Greenville 29602
Arlene D. Washington (10), 182 Connie Bee Lane, Walterboro 29488

Ex-Officio
Bishop: Mary Virginia Taylor
Cabinet Representative: Robert E. Stillwell
Conference Treasurer: Anthony C. Prestipino
Connectional Ministries Director: Willie S. Teague
GCFA Member: Emily M. Rogers, 863 Congaree Drive, Florence 29501
SEJ CFA Member: Sara White

THE COUNCIL ON CONNECTIONAL MINISTRIES

Presiding Bishop: Mary Virginia Taylor
Chairperson: Earline Ulmer
Vice-Chairperson: David Lovell
Secretary: Miriam Hadden

District Superintendents
Anderson: Susan Leonard-Ray
Charleston: Patricia J. Parrish
Columbia: W. Timothy McClendon
Florence: James L. Friday
Greenville: Charles L. Johnson, Sr.
Greenwood: Mary V. Teasley
Hartsville: Lillian Washington
Marion: Richard H. Knight
Orangeburg: John W. Hipp
Rock Hill: Sara White
Spartanburg: Paul W. Harmon
Walterboro: Ernest C. Etheredge

Conference Secretary:
Timothy J. Rogers

One Lay Person from Each District

Anderson:	Rubielee L. Addison, PO Box 1338, Clemson 29633
Charleston:	Betty Walker, 565 Huger Street, Charleston 29403
Columbia:	Alfa Tisdale, 706 Langford Road, Blythewood 29016
Florence:	Micheline Cooper, 1139 Cowhead Road, Johnsonville 29555
Greenville:	Marilyn Boyer, 307 Elizabeth Drive, Greenville 29615
Greenwood:	Jo Anne Stone, 217 Woodlawn Road, Greenwood 29646
Hartsville:	Miriam Hadden, 4379 Union Church Road, McBee 29101
Marion:	David Lovell, PO Box 36, Brittons Neck 29546
Orangeburg:	Earline Ulmer, 1369 Essex Drive, Orangeburg 29118
Rock Hill:	Renee Gallien, 108 Hampton Street, Clover 29710
Spartanburg:	Cynthia James, 1748 Cherokee National Highway, Gaffney 29341
Walterboro:	Queen Bowman, PO Box 314, St. George 29477

Chairs or Representatives from Boards and Agencies

Board of Church and Society
Rev. Augustus Rodgers
Board of Education
Rev. Kevin Dalton
Board of Evangelism
Rev. Calvin B. Washington
Board of Health and Welfare Ministries
Rev. Sandra S. King, PO Box 149, Rock Hill 29731
Board of Higher Education and Campus Ministry
Rev. Joseph James, Jr.
Board of The Laity
Joseph E. Heyward, PO Box 384, Florence 29503
Board of Global Ministries
Rev. Michael B. Henderson
Board of Ordained Ministry
Rev. Ken Nelson, 4908 Colonial Drive, Columbia 29203
Commission on Christian Unity and Interreligious Concerns
Micheline Cooper, 1139 Cowhead Road, Johnsonville 29555
Commission on Communications
Bill Click, 2629 Meredith Court, Rock Hill 29732
Commission on Religion and Race
Patricia Jackson, 814 Ferry Street, Anderson 29626
Commission on Status and Role of Women
Rev. Susan Deloache Culler
Commission on Worship
Rev. Gary D. Phillips
Committee on Congregational Development
Rev. Kenneth D. Owens
Committee on Ethnic Local Church Concerns Committee
Charlotte Grooms, 1115 Robinson Street, Hartsville 29550
Committee on Pastoral Care and Counseling
Rev. Cassandra Pasley Jackson
United Methodist Men
Robert Scarborough, 278 Pen Branch Road, North 29112
United Methodist Women
Mary Johnson, 1971 Essex Drive, Sumter 29154
Division on Ministry with Young People
Young Adult Representative:
Angela Johnson, 630 Rose Street, Apt. 3404, Rock Hill 29730
Youth Representative:
Candace Dennis, 210 Lavinia Avenue, Greenville 29601

Ex-Officio Members With Vote

Representative, Council on Finance and Administration:
Rev. Edward H. McDowell, Jr.

Ex-Officio Members Without Vote

Staff Persons:
Willie S. Teague
James S. Arant
Millie Nelson

Kathy James
Kenneth L. Nelson
Sonia Brum
Judson King

Conference Benefits Officer:
David L. Anderson

Treasurer/Director of Administration:
Anthony C. Prestipino

B. The Boards of The Annual Conference

THE BOARD OF CHURCH AND SOCIETY

Chairperson: Augustus Rodgers
Vice-Chairperson:
Secretary: Jacquelyn C. Session

Clergy Members
Carol R. Cannon (04-08)
Willie Lawson (08)
Louis Marion Mims (08)
Augustus Rogers (06-08)
Kelli Waters Taylor (08)
Michael L. Vandiver (08)

Lay Members
Martha G. Alewine (10)
Andrea Casey (08), PO Box 31562, Charleston 29417
Hank Brooks (05-08), 98 Arien Lane, Pelzer 29669
Danny Davis (06-08), PO Box 911, Orangeburg 29116
Nancy Higgins (09), 1331 Glenhaven Drive, Columbia 29205
Joseph James (06-08), 260 Steve Nix Road, Seneca 29678
Hugh R. Mathis (08), 6380 New Cut Road, Inman 29349
Bob Paulson (08), 2063 E. Foxwood Court, Indian Land 29707
Jacquelyn C. Session (08), 1018 Bordeaux Avenue, Sumter 29153
Dennis Sullen (08), 1105 W. Haskell Avenue, Florence 29501
Carolyn Wallace (09), 213 S. Kinney Circle, Bennettsville 29512
Carolyn Winn (06), PO Box 1873, Walterboro 29488

Ex-Officio

Member, GBCS: Rev. Ernest Etheredge
Mission Coordinator, UMW: Rebecca H. Rochester, 3970 Beray Court, Rock Hill 29732

THE BOARD OF EDUCATION

Chairperson: Kevin Dalton
Vice-Chairperson: Rhonda Jones
Secretary: Carol C. Singletary

Clergy Members
Phillip Chandler (08)
Kevin F. Dalton (04-08)
Rebecca Huguley (07-08)
Mary Louise Johnson (10)
Michael S. Leonhart (08)
Cynthia Cooke Taylor (10)

Lay Members
Amy Alexander (10), 430 Bay Creek, Charleston 29414
Norma Bartelle (07-08), 5410 Hemingway Hwy., Nesmith 29580
Candace Dennis (07), 210 Laviana Avenue, Greenville 29601
Deidre Hawkins (08), PO Box 185, Ninety Six 29666
Rhonda Jones (08), 4474 Ruffin Road, Ruffin 29475
Pal Moore (04-08), 305 Diane Drive, Cheraw 29520
Juliette Philpott (10), 801 N. Cherry Road, Rock Hill 29732
Cheryl Robinson (07-08), 203 Melvin Drive, Anderson 29626
Carol C. Singletary (04-08), 1318 Farrington Way, Columbia 29210
Virginia Williamson (07-08), 804 Ansel Street, Bennettsville 29512
Monica Young (08), 1433 Lartique Drive, Orangeburg 29118
(Vacant Position)

Ex-Officio

Board of Camps and Retreats Representative: Jody Oates
CEF President: Ruth Arant
Children's Council Chair: Dawn Compton
Families: Bart Sistare
Older Adult Council Chair: Betty Shuler
Singles Council Convenor:
Young Adult Council/CCYM: Judson King
Adult:

THE BOARD OF EVANGELISM

Chairperson: Calvin B. Washington
Vice-Chairperson:
Secretary:

Clergy Members

Marvin L. Caldwell (08)
Hayes Gainey (06-08)
Shelley Ann Holder (04-08)
Kitty Cooper Holtzclaw (07-08)
Faye J. Stephens (08)
Calvin Washington (06-08)

Lay Members

Tony Booker (07-08), 5875 Rooster Circle, Pinewood 29125
Buddy Clark (08), 2970 Prosperity Highway, Leesville 29270
Taylor Coates (07-08), 3176 Wesley Chapel Road, Lamar 29550
Jane M. Cromley (04-08), 225 Emerson Loop, Pawleys Island 29585
Sheila Dixon (04-08), 6440 Cloverdale Drive, Columbia 29209
JoAnn Garrett (08), 361 Palmer Street, Spartanburg 29302
Matt Giles (08), 361 Palmer Street, Spartanburg 29302
Catherine Graham (07-08), 205 Maco Terrace, Greenville 29607
Thelma Hudson (08), 326 Locust Street, Walterboro 29488
Crystal Lewis (08), 512 Elderberry Lane, Anderson 29625
Gregg Riley (04-08), PO Box 653, Swansea 29160
Imogene Steele (08), 5172 Camp Creek Road, Lancaster 29720

Ex-Officio

Member, General Board of Discipleship: Rev. Katherine James

THE BOARD OF GLOBAL MINISTRIES

Chairperson: Michael B. Henderson
Vice-Chairperson: Amiri B. Hooker
Secretary: Constance Nelson Barnes

Clergy Members

Constance Nelson Barnes (05-08)
Stephen D. Gaither (08)
Michael B. Henderson (05-08)
Jerry Hill (05-08)
Amiri B. Hooker (07-08
G. Bernard Ponds (08)

Lay Members

Susan Brooks (07-08), 859 Robert E. Lee Blvd., Charleston 29412
Marlon C. Johnson (10), 529 Love Street, Sumter 29150
Lisa Ingram (10), 1735 W.E. Jeffcoat Road, Swansea 29160
Suzanne Jones (08), 2021 Creekwood Drive, York 29745
Rosamond Korybski (08), 202 Sugarberry Drive, Greenville 29615
Willamae Mackey (04-08), 229 Southgate Drive, Roebuck 29376
Hattie Pendergrass (09), 11090 Hemingway Highway, Kingstree 29556
Terry Rawls (07-08), 4183 New Hope Road, Pomaria 29126
Robert L. Sargent (04-08), 307 Charwood Lane, West Columbia 29170
Sarah Smith (07-08), 3653 Kingsley Drive, Myrtle Beach 29588
John A. Thomas (09), 118 Woodlawn Steet, Walterboro 29488
Alice Vanderlinden (08), 1569 Dacusville Highway, Easley 29640

Ex-Officio

Member, GBGM: John A. Redmond, PO Box 26, Greenville 29602

Liason Members:

Shalom Ministries
Belin Board of Trust
Conference Advance Special Ministries
Spartanburg Methodist College
District Mission Secretaries

UMW Representative: Shirley Teaster
Refugee and Immigration Ministries: Brad Gray
Conference Mission Secretary: Millie Nelson
Conference Disaster Response Coordinator: George Olive

THE BOARD OF HEALTH AND WELFARE MINISTRIES

Chairperson: Sandra S. King
Vice-Chairperson: Joyce Chiles
Secretary: Bayard Lindell

Clergy Members

Leatha Brown (05-08)
Joyce Chiles (05-08)
Arthur M. Gilliard (08)
Jane D. Jenkins (10)
Sandra S. King (07-08)
Alfred Truman Wright (08)

Lay Members

Judith A. Antley (09), 606 Stoll's Alley, Mauldin 29662
Brenda A. Davis (10), 287 Ann Davis Street, Westminster 29693
Johanna Glover (10)
Davis Hook, Jr. (07-08), 2827 Hebron Drive, West Columbia 29170
Bayard Lindell (05-08), 234 Irvine Circle, Greenwood 29646
Rose Middleton (07-08), 6289 Augusta Hwy., Smoaks 29481
Robert Phillips (07-08), 316 S. Cedar Avenue, Andrews 29510
Alice Pinckney (04-08), PO Box 692, Eutawville 29048
Sally Sherrin (09), 2338 Deertrack Circle, Lancaster 29720
Bill Thompson (09), 415 West Centennial, Spartanburg 29303
Myrna Westfall (08), 1930 Cotton Lane, Summerton 29148

THE BOARD OF HIGHER EDUCATION AND CAMPUS MINISTRY

Chairperson: Joseph R. James, Jr.
Vice-Chairperson: Derik Pack
Secretary: Nancy Russell

Clergy Members

Jerry Lewis Dicks (08)
James Ellis Griffeth (08)
Joseph Ralph James, Jr. (08)
Paul Mac Kinnett (08)
Tiffany Denise Knowlin (08)
Keith Ray (07-08)

Lay Members

Rubilee Addison (08), PO Box 1338, Clemson 29633
Ann Bickley (08), 218 White Pine Avenue, Walterboro 29488
C. Sterling Case (08) Spartanburg Methodist College, 1000 Powell Mill Road, Spartanburg 29301
Bill Lybrand (07-08), 101 Kenilworth Drive, Greenwood 29649
Bethany Marlowe (08), 212 Dinkins Student Center, Winthrop University, Rock Hill 29733
Tommy Moore (08), 303 Woodbridge Way, Simpsonville 29681
Michelle Nimmons (07-08), PO Box 2705, Orangeburg 29116
Ralph K. Ostrom (07-08), 193 Caedmon's Creek Drive, Irmo 29063
Derik Pack (08), 158 Wildberry Lane, Goose Creek 29445
Nancy Russell (08), 4273 Arabella Way, Little River 29566
Braber Spell (08), 640 Mack Jowers Lane, Jefferson 29718
George P. Summers (08), 55 Reedy Court, Manning 29102

WESLEY FOUNDATION BOARDS

CHARLESTON WESLEY FOUNDATION BOARD

Class of 2011

Sarah W. Bozier, 127 Pipestone Drive, Summerville, SC 29485 843-821-0867
Glenda Middleton, 91 Nightingale Manor, North Charleston, SC 29418 843-552-3136
Judy Stewart, 607 Woodward Boulevard, Summerville, SC 29483, 843-871-6575
Brenda Throckmorton, 12-D Town Park Lane, Charleston, SC 29412 843-406-6659
Mary Ann Gilkeson, 843 Whispering Marsh Drive, Charleston, SC 29412 843-406-4910
Roberta Watsky, 117 Goose Creek Drive, Goose Creek, SC 29445 843-553-2937

Class of 2013

Rev. John L. Warren
Rev. Stephen Aaron Meadows
Ms. Betsy Myers
Ms. Jeanette McDowell
Dr. Jamie Probin

Ex-Officio

Rev. Patricia J. Parrish, Charleston District Superintendent
Judy Stewart, 607 Woodward Boulevard, Summerville 29483 (843-871-6575)

Director

Rev. Lisa C. Hawkins, 2274 Ashley River Road, Apt. 1300, Charleston 29414 (843-958-9149)

Student Representatives

The Citadel

Christopher Stuart Geary, MSC 1333, The Citadel, 171 Moultrie Street, Charleston 29409-1333 (772-341-7427)

College of Charleston

Justin Ritter, 606 College of Charleston Complex, Charleston 29424-1506 (843-908-0046)

Charleston Southern University

LaQuisha Chisolm, CSU Box 587, Charleston, SC 29423 (843- 863-7371)

Medical University of South Carolina

To be determined

CLEMSON WESLEY FOUNDATION BOARD

Class of 2009 (expires 12/31/09):

George Atkinson, 101 Charissa Drive, Clemson SC 29631 (864-506-1173)
Ryan Keese, 5106 West Oak Hwy, Westminster SC 29693 (864-972-0593)
Mike Mason, 202 Holly Drive, Easley SC 29640 (864-306-6408)
Kristen Osborne, 106 Brookwood Drive, Clemson SC 29631 (864-650-168

Class of 2010 (expires 12/31/2010)

Candy Benson, 1201 Royal Summit Drive, Seneca 29678 (864-653-9213)
Heather Cox
Bob Dobson, 2661 Fox Run Road, Seneca 29672
Candace Leuck, 308 Plantation Point, Anderson 29625

COLUMBIA WESLEY FOUNDATION BOARD

Class of 2006

Dr Carl Evans (Chair), 1006 Henderson Street, Columbia 29201 h) 803-799-8848 (o) 803-777-4522
Kevin Lausch, 3401 Trenholm Road, Columbia SC 29204 (h) 803-782-1711 (o) 803-254-6695
David Shields, 751 Albion Road, Columbia SC 29205 (h) 803-799-1729 (o) 803-777-7630
Alexis Stratton (student), PO Box 80596 USC, Columbia SC 29225

Class of 2007

Henrietta Sanford, 6304 Winyah Drive, Columbia SC 29203
Peter Liggett, 3429 Moss Avenue, Columbia SC 29205 (h) 803-779-3719 (o) 803-777-5223
Walter Cantwell (student), 2490 Fish Hatchery Road, Cayce SC 29172

Class of 2008

Jo McRant, 1425 Friendley Woods Drive, Blythewood SC 29016 (h) 803-754-6517
Tia Blyther, 34 Ward Court, Columbia SC 29223 (h) 803-217-7534
Larry Salters, 521 Water Garden Court, Irmo SC 29063 (h) 803-732-0465 (o) 803-777-3971
Mary Allison Joseph (student), PO Box 80229 USC, Columbia SC 29225

Class of 2009

Lynn Shirley, 303 South Saluda Avenue, Columbia 29205 (h) 803-779-2906 (o) 803-777-4590
Stacy Wood, 4230 Shorebrook Drive, Columbia 29206 (h) 803-782-4610 (o) 803-777-4920
Luiz Silva, 728 Pickens Street, Columbia SC 29205 (h) 803-799-7363
The Reverend Carl King, 1301 Columbia College Drive, Columbia 29203 (o) 803-786-3856

FRANCIS MARION WESLEY FOUNDATION BOARD

Class of 2009
Susan Roberts, 727 St. George Drive, Florence 29505
Class of 2010
Jim Harris, 2334 S. Hallmark Drive, Florence 29505
Pete Hoogendonk, 1868 Brigadoone Lane, Florence SC 29505 (h) 843-292-8522 (o) 843-665-7177
Class of 2011
Rev. William F. Malambri
Class of 2012
Rev. Henry Altman, 1752 Jordanville Road, Aynor SC 29511 (h) 843-358-9902 or 843-687-4928
Brandie Love, 1110 Jackson Avenue, Florence 29501
Ex-Officio
Rev. James Friday, Florence District Superintendent
Rev. JoAnna Fallaw, Campus Minister
Officers
Winston James, President
Carmella Chesnut, Foundation Vice President
Will McNamara , Secretary
Tasha Burkett, Treasurer

FURMAN WESLEY FOUNDATION BOARD

Class of 2011
Linda Hanna – 124 Sun Meadow Rd, Greer, SC 29650; 864 292-3599
Thomas Woodham – 11 Eastwood Drive, Taylors, SC 29687; 864 248-0563
Rev. Robin Dease [Clergy] – PO Box 64, Greenville, SC 29602; 864 232-6903
Class of 2012
Michael Cheatham – 15 Sunset Drive, Taylors, SC 29687; 864 877-8359
Rev. Lloyd White [Clergy] – 1377 East Lee Road, Taylors, SC 29687; 864 244-6427
Rev. Morris Waymer [Clergy] – 104 Bitternut Lane, Taylors, SC 29687; 864 879-2066
Class of 2013
Dan Atkinson
Rev. Amy Alyssa Bratton
Katie Smith
Cicely King

LANDER WESLEY FOUNDATION BOARD

Lindsey Arant **, larant@student.lander.edu (803-957-9472)
Dr Anita Coffey, 217 Bowles Avenue, Greenwood SC 29649 (864-223-6317)
The Reverend James Dennis, 106 Timberlane Drive, Greenwood SC 29646 (864-229-7551)
David Henderson, 311 Joe Wells Road, Greenwood SC 29649
Bayard Lindell (Sec-Treas), 234 Irvine Circle, Greenwood SC 29646 (864-543-4985)
Bill Lybrand, 101 Kenilworth Drive, Greenwood SC 29649
Jessica Morris *, 128 Hazelwood Court, Greenwood SC 29646
Dr Mary Lynn Polk (Vice Chair), 303 Curl Creek Road, Greenwood SC 29649 (864-229-6122)
Rudy Powell, 208 Gatewood Drive, Greenwood SC 29649, (864-223-8816)
Dr Philip Shuler, 217 Bowles Avenue, Greenwood SC 29649 (864-223-6317)
The Reverend Bobbie Taylor, 8 Overlook Point, McCormick SC 29835 (864-391-4400)
The Reverend Steven Todd (Chair), PO Box 66, Ninety Six SC 29666 (H 864-543-2367, O 864-543-2617)
* President of the Lander University UMSF
** Vice President of Lander University UMSF

THE ORANGEBURG WESLEY FOUNDATION BOARD

Clergy
Class of 2010
Rev. Joseph Frazier
Rev. Frederick S. McDaniel
Class of 2011
Rev. Dr. Eddie C. Williams
Rev. Kristen Richardson-Frick
Class of 2012
Rev. Janice Frederick-Watts
Rev. Ralph P. Bowling
Class of 2014
Rev. Lorenzo Moses
Rev. Keith Taylor

Laity
Class of 2010
Mrs. Dorothy Jarvis
Ms. Jessica Baker
Class of 2012
Ms. Helene Carter
Mr. William Nimmons, Jr.

Class of 2011
Dr. Ronald Speight
Mr. Clement Twumasi

Class of 2014
Dr. Verlie Tisdale
Dr. Ghassum Greene
Madie Robinson
Elaine Harley

Ex Officio members
Rev. John Wesley Hipp – Orangeburg District Superintendent
Rev. Larry D. McCutcheon – Director, Pastor, Trinity UMC

WINTHROP WESLEY FOUNDATION BOARD

Class of 2012
Rev Harry Gindhart - PO Box 751, Chester 29706, 385-3266
Dr Bethany Marlowe - 212 Dinkins Student Ctr, Winthrop University 29733, 323-4503
Dr Tom Moore - 115 Tillman Hall, Rock Hill 29733, 323-2220
Rev Steve Gaither - 3300 Mt. Gallant Road, Rock Hill 29732, 329-7787
Jim Smith - 2681 Oakhurst Drive, Rock Hill 29732, 325-1832

Class of 2013
Rev Rebecca Wilkins - 2697 Heckle Blvd, Rock Hill 29732, 328-1496; 603-0820 ©
Rev. W. Kevin Cooley
David LeGrande - 4680 Summerlin Place, Rock Hill 29732, 327-8046 (w); 328-6381 (h)
Rev Dr Marvin Caldwell, Sr - PO Box 179, Clover 29710, 222-4939
Ben Paxton
Evelyn Cameron
Nina Gibson

Class of 2014
Rev James E. Elder
Rev. Jacqueline Carter Harris
Dr. Peggy Hager
Linda Honeycutt - 1948 Gold Hill Rd, Fort Mill 29708, 548-6239
Rev Karen Kluever - 801 North Cherry Road, Rock Hill 29732, 328-1842
Lydia Williams - 8 Sirrine Street, Rock Hill 29730, 327-7016 (h); 322-1769 (c)
Dixie Click - 2629 Meredith Court, Rock Hill 29732, 328-8173

Student Members
Ryan Frazier - 316 Catawba St, Rock Hill 29730, 864-449-7072
Mattie Long - 508 Park Avenue, Rock Hill 29730, 843-412-3770
Krystin Edwards - 508 Park Avenue, Rock Hill 29730, 864-593-5865
Jessica Beverstein - 508 Park Avenue, Rock Hill 29730, 573-424-8914
Holly Taylor - WPO Box 5066, Rock Hill 29733, 323-4139

Ex Officio members
The Reverend Sara A White - Rock Hill District Superintendent
The Reverend Debra Quilling Smith - Senior Pastor, Saint John's United Methodist Church
The Reverend Dr Larry R. Parker, Sr. - Woodland United Methodist Church
Jackie Roach - President, Rock Hill District United Methodist Women
Jonathan Harris - House Manager, Wesley House
The Reverend Narcie M. Jeter - Director, Winthrop Wesley Foundation

THE BOARD OF THE LAITY

Conference Lay Leader:
Joseph E. Heyward, PO Box 384, Florence 29503

Associate Conference Lay Leader:
Barbara Ware, 312 Woodruff Park Lane, Simpsonville 29681

Secretary:
Jane Scott, 780 Charlotte Thompson Road, Camden 29020

Immediate Past Conference Lay Leader:
Carolyne Rogerson, 2925 Mayer Street, Georgetown 29440

Task Group Leaders

Lay Speaking Ministries:
Michael Cheatham, 15 Sunset Drive, Taylors 29687-5515

Stewardship:
Donald Love, 1924 Bangor Road, Charlotte, NC 28217

Leader Development:
John Algood, 127 Meadowlake Drive, Walterboro 29448

Laity Convocation:
Lisa Livingston, 1301 Columbia College Drive, Columbia 20203

Representatives from Other Groups

United Methodist Men Representative:
Dale H. Sherrin, 2338 Deertrack Circle, Lancaster 29720
United Methodist Women Representative:
Linda DuRant, 121 Pebble Creek Road, Chapin 29036
Council on Youth Ministry Representative:
Candice Dennis, 210 Lavinia Avenue,. Greenville 29601
Meredith Kidd, 237 Pine Mark Lane, Lugoff 29078

Ex-Officio

District Lay Leaders

Anderson
Freda Brock, 1002 Willow Run, Anderson 29621
Charleston
June Willson, 317 Ayers Circle, Summerville 29485
Columbia
Brenda Hook, 2827 Hebron Drive, West Columbia 29169
Florence
Cynthia Williams, PO Box 956, Kingstree 29556
Greenville
Barbara Ware, 312 Woodruff Park Lane, Simpsonville 29681
Greenwood
David Salter, PO Box 904, Aiken 29802
Hartsville
Max Jackson, 1309 Fairlawn Drive, Sumter 29150
Marion
David Lovell, PO Box 36, Gresham 29546-0036
Orangeburg
Robert Barrett, 2349 Mall Terrace Court, Orangeburg 29118
Rock Hill
Donald Love, 1924 Bangor Road, Charlotte, NC 28210
Spartanburg
Earline Powell, PO Box 36, Startex 29377
Walterboro
John Allgood, 124 Meadowlake Drive, Walterboro 29488

Bishop: Mary Virginia Taylor
Representative of the Cabinet: Ernest C. Etheredge
CCOM Staff Liaison: James S. Arant

THE BOARD OF ORDAINED MINISTRY

Chair: Kenneth L. Nelson
Vice Chair: Karen Radcliffe
Secretary: William Malambri
Treasurer: Carolyn Hall
Board Registrar, Registrar for Elders: Anthony Hodge
Parliamentarian:
Chair, Order of Elders: Larry Hays
Chair, Order of Deacons: Bobbie O. Taylor
Registrar for Order of Deacons: Ruth Arant
Associate Registrar for Candidacy: Rebecca Shirley
Associate Registrar for Local Pastors: Athon (Mel) Arant
Chair, Fellowship of Local Pastors & Associate Members: John Cribb
Cabinet Representatives: Quay W. Adams, Charles L. Johnson, Mary V. Teasley

Clergy Members
Boyd M. (Mike) Alexander (08)
Athon M. (Mel) Arant, Jr. (08)
Ruth H. Arant (FD) (04-08)
George A. Ashford (04-08)
Mollie L. Bame (08)
Dan L. Batson (04-08)
W. Michael Bruce (08)
Kenneth N. Carter (08)
Joseph D. Cate (08)
H. John Cribb, Jr. (LP)(08)
Robin Dease (04-08)
James D. Dennis, Jr. (10)

Frances M. Elrod (08)
Megan L. Gray (08)
Debra Griffis-Woodberry (04-08)
Lawrence F. Hays, Jr. (04-08)
Anthony Hodge (04-08)
John E. Holler, Jr. (08)
George K. Howle (08)
Kathryn O. Hunter (08)
Jeffery G. Kersey (08)
Joe N. Long, Jr. (08)
Stephen L. Love (08)
William F. Malambri, III (08)
Carlton J. McClam (08)
Joseph A. (Joey) McDonald (08)
Milton L. McGuirt (04-08)
Anna G. Miller (08)
Kenneth L. Nelson (04-08)
Thomas H. Norrell (08)
Jean O. Osborne (FD) (04-08)
Miyoung Paik (04-08)
Larry R. Parker, Sr. (08)
Karen H. Radcliffe (04-08)
Luther H. Rickenbaker, III (08)
Sheila D. Rogers (04-08)
Jeffrey Salley (08)
Rebecca J. (Becky) Shirley (08)
J. Michael Smith (09)
Bobbie O. Taylor (FD) (08)
Stephen P. Taylor (08)
Eddie C. Thomas, Jr. (AM) (08)

Lay Members

David Braddon (08), PO Box 673, John's Island 29457
Columbus Giles (08), 731 Anderson Street, Kingstree 29556
Rudolph Gordon (08), 106 Banbury Circle, Simpsonville 29681
Carolyn Hall (04-08), 118 King Street, Columbia 29205
Jackie Jenkins (09), P.O. Box 697, Saint George 29477
Bill Putnam (04-08), 126 Wedgefield Drive, Hilton Head 29926
Sara Shingler (04-08), 210 Lakewood Drive, Spartanburg 29302
Carol Stoops (08), PO Box 543, Marion 29571
Martha F. Thompson (04-08), 201 Murray Vista Circle, Lexington 29072
Cynthia Williams (08), PO Box 956, Kingstree 29558
(Position Open)

Ex-Officio

Coordinator of Clergy Services: Timothy J. Rogers

THE BOARD OF PENSION AND HEALTH BENEFITS

Chairperson: Herman Lightsey
Vice-Chairperson: Douglas Gilliland
Secretary: Sherry Eisom
Treasurer: Anthony C. Prestipino
Administrator: David Anderson

Clergy Members

Christopher E. Arries (07-08)
Richard Alan Broomall (10)
Douglas W. Gilliland (08)
James C. Lane (06-08)
Christopher M. Lollis (09)
Charles K. Wilson (05-08)

Lay Members

H. Calvin Atwood (11), 820 Fontanna Avenue West Columbia 29169-6604
Teddy Calcino (04-08), 2317 Raven Trail, West Columbia 29169
Mary J. Dubois (10), 160 Audrey Lane, Walterboro 29488
Sherry Eisom (04-08), 6054 Freedom Road, Branchville 29432
Sharon Grant (04-08), 236 Robert Grand Drive, Westminster 29693

Linda Huggins (07-08), 2218 Binnicker Branch Road, Cope 29038
Mary Agnes Jenkins (05-08), 960 Redmond Road, Orangeburg 29118
Herman Lightsey (08), 9 River Bottom Road, Irmo 29063
Neal G. Vander Linden (11), 1569 Dacusville Hwy, Easley 29640
James Rook (05-08), 726 Glenridge Road, Spartanburg 29301
Virginia Salley (07-08), 1344 Oakman Branch, Walterboro 29488
Richard Webb (08), 219 Wildlife Trail, Greer 29650

Ex-Officio

GBOPHB Member: Joseph E. Heyward, PO Box 384, Florence 29503

C. The Commissions of The Annual Conference

THE COMMISSION ON ARCHIVES AND HISTORY

Chairperson: Lisa C. Hawkins
Vice-Chairperson:
Secretary:
Treasurer: Colin E. Simmons

Clergy Members

William Kevin Cooley (06-08)
Lisa Hawkins (05-08)
Wayne R. Major (08)
Colin E. Simmons (04-08)

Lay Members

William L. Kinney (10), PO Box 656, Bennettsville 29512
Frieda Anne Liston (08), 620 Gum Springs Road, Taylors 29687
Judith Murdaugh (11), 315 Charles Avenue, Kingstree 29556
Alice L. Veal (06-08), 961 Mt. Vernon Drive, Charleston 29412

Ex-Officio

President, Conference Historical Society: Betty M. Timmerman, 1002 Fairfield Avenue, North Augusta 29841
Claflin Archivist: Marilyn Y. Gibbs, Claflin College, PO Box 2311, Orangeburg 29116
Conference Historian: A.V. Huff, 30 Glenrose Avenue, Greenville 29609
Conference Secretary: Timothy J. Rogers
Wofford and Conference Archivist: R. Phillip Stone, Wofford College, 429 North Church Street, Spartanburg 29303-3663

THE COMMISSION ON COMMUNICATIONS

Chairperson: J. William Click
Vice-Chairperson: Steven King
Secretary: Frances Nichols

Clergy

Class of 2011

Willie Dicks (08)
Steven King (06-08)

Class of 2012

Robert V. Hall (09)

Class of 2013

Geneva G. Stafford (05-08-10)

Lay Members

Class of 2011

J. William Click (08), 2629 Meredith Court, Rock Hill 29732
Lynn Harris (06-08), 105 Rockingham Road, Columbia 29223

Class of 2012

Francis Nichols (07-08), 230 Roper Mountain Road, Greenville 29615

Class of 2013

Clarice Blakney (10), 447 Wesley Chapel Road, Pageland 29728
Shelby Henderson (09-10), 112 Clemson View Drive, Seneca 29673

Ex-Officio

THE COMMISSION ON CHRISTIAN UNITY AND INTERRELIGIOUS CONCERNS

Chairperson: Micheline Cooper
Vice-Chairperson:
Secretary: Eunice Y. White

Clergy Members
Shawn V. Bell (04-08)
David A. Brown (05-08)
Barry W. Cannon (08)
Kermit Shrawder (07-08)

Lay Members
Micheline Cooper (04-08), 1139 Cowhead Road, Johnsonville 29555
Nancy B. Evatt (09), 106 Prince Street, Seneca 29478-2646
Gordon Harper (04-08), 2159 Chipperham Road, Marion 29571
Sarah E. Miller (10), PO Box 1337, Walterboro 29488
Matthew Profit (08), 406 Cleveland Street, Summerville 29483
Margie Robinson (06-08), 257 Parks Farm Road, Jonesville 29353
Claire Shell (04-08), 1809 Hobkirk Court, Camden 29020
Eunice Y. White (08), 1447 Sullivan Street, Rock Hill 29730

THE COMMISSION ON EQUITABLE COMPENSATION

Chairperson: Kenneth Mufuka
Vice-Chairperson:
Secretary:

Clergy Members
Robert T. Cannon (04-08)
Jeremy L. Howell (08)
James E. Moore (04-08)
Joyce Garner Murphy (08)
Morris Waymer (08)
Ellis White (08)

Lay Members
Charles Gary (04-08), 4949 Two Notch Road, Columbia 29204
Carl Insley (08), PO Box 636, Langley 29834
Vanessa P. Key (08), 4006 Bachman Road, West Columbia 29172
Carolyn Little (07-08), 426 W. Gibson Avenue, McColl 29570
Kenneth Mufuka (04-08), 121 Elm Court, Greenwood 29646
Ann Spencer (05-08), 2980 Lake Wylie Drive, Rock Hill 29732

Ex-Officio
Cabinet Representative: Dennis Lee, Sara White
Board of Global Ministries: Constance Nelson Barnes
Board of Ordained Ministry: George A. Ashford
Board of Laity: Abraham Jenkins

THE COMMISSION ON RELIGION AND RACE

Chairperson: Patricia Jackson
Vice-Chairperson: Joel W. McMakin
Secretary: Deborah W. Taylor

Clergy Members
Juan Fajardo (06-08)
James Grant (09)
Joel W. McMakin (08)
Deborah W. Taylor (08)

Lay Members
Laura Benson (09), 1716 Carlin Avenue, Charleston 29412
Linda Huggins (08), 2218 Binniker Bridge Road, Cope 29038
Patricia Jackson (04-08), 814 Ferry Street, Anderson 29626
Steve Moore (06-08), 1008 Fitch Road, Lake City 29560
Carolyn Thompson (07-08), 7030 Whitmell, Columbia 29233
Jean Thompson (07-08), 77 Birdsong Way #C201, Hilton Head 29926
Mary Louise Worthy (06-08), 203 Montgomery Street, Laurens 29630
Prudy Youngblood (06-08), 659 New Hope Church Road, Jonesville 29353

THE COMMISSION ON STATUS AND ROLE OF WOMEN

Chairperson: Susan Deloache Culler
Vice-Chairperson: Arlene B. Andrews
Secretary: David Murrell

Clergy Members
M. Susan Deloache Culler (08)
Sheila Lamar Elliott (10)
Cathy Mitchell (06-08)
Alexander Thomas (09)

Lay Members
Beth Addis (09), 703 Autumn Oaks, Anderson 29621
Arlene Andrews (08), 120 Middlefield Lane, Blythewood 29016
John Bolt (09),
Kanny Bright (07-08), 105 Forest Drive, Bennettsville 29512
Margalene Irvin (07-08), 80 Daniels Lane, Walterboro 29488
David Murrell (08), 1884 Paddy Place, Charleston 29407
Yvonne Epps Scott (08), 457 S. Rosemount Drive, Florence 29505
Greg Twitty (08), 211 Allendale Circle, Orangeburg 29118

Ex-Officio
UMW Representative to COSROW: Linda Durant

THE COMMISSION ON WORSHIP

Chairperson: Gary D. Phillips
Vice-Chairperson: Timothy Hein
Secretary: Carleathea M. Benson

Clergy Members
Carleathea M. Benson (04-08)
Marsha R. Bentley (04-08)
Gary D. Phillips (04-08)
Phil C. Thrailkill (08)

Lay Members
Timothy Hein (08), 4522 Oakwood Drive, Columbia 29206
Carolyn King (08), 2324 Kennison Lane, Mount Pleasant 29466
Dixon Lee (08), 208 University Drive, Seneca 29678
Vivian Lingard (08), 453 Norris Drive, Ruffin 29475
Carolyn Mack (06-08), 502 Bacote Street, Darlington 29532
Emma C. Martin (08), 355 Moore Street, Lake City 29560
Evelyn Colter Sims (09), 1070 Sims Road, Hopkins 29061
Norton Skardon (06-08), 22 Roberta Drive, Greenville 29615

Ex-Officio
President, S.C. Chapter Fellowship of UMWMOA:
Wes Ward, PO Box 3493, Myrtle Beach 29582

D. The Committees of The Annual Conference

THE COMMITTEE ON THE ANNUAL CONFERENCE

Chairperson: Bishop Mary Virginia Taylor
Secretary: Timothy J. Rogers

District Superintendents
Ernest C. Etheredge
James L. Friday
Paul W. Harmon
John W. Hipp
Charles L. Johnson
Richard H. Knight
Susan Leonard-Ray
W. Timothy McClendon
Patricia J. Parrish
Mary V. Teasley
Lillian Washington
Sara Ann White

Clergy Members
Kay Adams Best (08)
Jeanette Cooper (04-08)
Paul Frye (10)
Albert Middleton (08)

Lay Members
Ella Mae Colbert (04-08), 201 Richardson Street, Chesnee 29323
Walt Conner (05-08), 1446 Gibson Avenue, Myrtle Beach 29575
Harriet Cox (04-08), PO Box 5, Pamplico 29583
Carolyn Davis (04-08), 2 Heathbrook Road, Greenville 29615
Teasher M. Fuller (08), 106 Little Mountain Road Ext., Ninety Six 29666
DeWitt Livingston (08), PO Box 355, North 29112
Lisa Livingston (08), 1444 Whetstone Road, Swansea 29160
Jeanette Lunn (09),
Stacy Lyerly (08), 2039 Wethersfield Drive, Florence 29501
Janie Parnell (04-08), 2182 Kennerly Road, Irmo 29063
Kimberly Richardson (04-08), 1850 Atlantic Drive, Unit 422, Columbia 29210
Cassie Watson (08), 218 Lindy Creek Road, Goose Creek 29445

Conference Lay Leader:
Joseph E. Heyward, PO Box 384, Florence 29503

Ex-Officio Members
Director of Connectional Ministries: Willie S. Teague
Secretary of Annual Conference: Timothy J. Rogers
Treasurer of the Annual Conference: Anthony C. Prestipino
Chairperson, Worship Commission: Gary D. Phillips
UMW Representative: Mary Johnson, 1971 Essex Drive, Sumter 29154
UMM Representative: Robert Scarborough, 278 Pen Branch Road, North 29112
Conference Parliamentarian: W. Timothy McClendon
Conference Council on Youth Ministries Representative: Judson King

THE COMMITTEE ON THE CONFERENCE *JOURNAL*

Chairperson: Rebecca Eleazar
Vice Chairperson:
Secretary: Saundra Odom

Clergy Members
Jack Austell Caldwell (11)
John Walter Mims (10)
Phil Watry (05-08)

Lay Members
Helene Carter (08), PO Box 528, Denmark 29042
Rebecca Eleazar (07-08), 5116 Burke Avenue, Columbia 29203
Paulette Lunn (11), 1768 Robson Drive, Lamar 29069
Saundra Odom (08), 1082 Old Persimmon Road, Rowland, NC 28383
Reg Tatum (09), 121 Letson Circle, Walhalla 29691
Laura Washington (07-08), 528 Battery Park Road, Nesmith 29580

Ex-Officio
Conference Secretary: Timothy J. Rogers
Conference First Assistant Secretary: William Malambri
Conference Statistician: Anthony C. Prestipino
Editor, *The S.C. United Methodist Advocate*: Jessica Conner

THE COMMITTEE ON CONFERENCE STAFF RELATIONS

Chairperson: Bishop Mary Virginia Taylor
Vice Chairperson: Joseph E. Heyward
Secretary: Willie Wilson

Clergy Members
J. Robert Huggins (FL) (08)
Cathy Louise Woodcock Joens (FD) (08)
Jerry E. Temple (FE) (08)
Willie Wilson (At-Large) (06-08)

Lay Members

Inez Lee (06-08), PO Box 394, Lamar 29069
Robert Gordon (07-08), 157 Centre Street, Orangeburg 29115
W. Conrad "Bud" Search (At-Large) (08), 12 White Cap Court, Salem 29676
Larry W. Shepard (Human Resources Expert) (06-08), 13 Sextant Drive, Salem 29676

Ex-Officio

Conference Lay Leader: Joseph E. Heyward, PO Box 384, Florence 29503
Chairperson, Connectional Ministries: Earline Ulmer, 1369 Essex Drive, Orangeburg 29118
President, CF&A: Edward H. McDowell, Jr.

THE COMMITTEE ON CONGREGATIONAL DEVELOPMENT

Chairperson: Kenneth D. Owens
Vice Chairperson: Timothy Bowman
Secretary: Perry Evatt

Clergy Members

James R. Cannion (08)
Kenneth D. Owens (08)
Charles E. Summey (08)
Diana Westerkam (06-08)

Lay Members

Trent Hardee (06-08), 2529 Highway 129, Galivants Ferry 29544
Birkett Segars (06-08), 3011 Woodbine Avenue, Florence 29501
Marlene Spencer (06-08), PO Box 10, Clover 29710-0010
Cheri Yates (08), 1121 Quenby Lane, Moncks Corner 29461

District Representatives

Anderson:	Rev. Paul C. Mitchell
Charleston:	Rev. Timothy Bowman
Columbia:	Rev. David Day
Florence:	Rev. Rufus Snowden
Greenville:	Rev. Perry Evatt
Greenwood:	Rev. Phillip Chandler
Hartsville:	James L. Crowe, 1200 Swift Creek Road, Hartsville 29550
Marion:	Rev. Steven L. Brown
Orangeburg:	Rev. Kristen Richardson-Frick
Rock Hill:	Jack Cabrey, PO Box 309, Chester 29706
Spartanburg:	Rev. Jay Hatchell
Walterboro:	Rev. Wayne Smith

Representative, Equitable Compensation:
Representative, Board of Evangelism:
Representative, Board of Global Ministries: Rev. Stephen Gaither
Representative, Board of Laity: David Lovell, PO Box 36, Gresham 29546
Cabinet Representatives: Ernest Etheredge, Sara White

THE COMMITTEE ON EPISCOPACY

Chairperson: Kristen Richardson-Frick
Vice Chairperson: Kenneth B. Timmerman
Secretary: Barbara Lee Reid

Clergy Members

Diane A. Moseley (10)
Kristen R. Richardson-Frick (04-08)
Barbara Lee Reid (08)
Theron W. Smith (08)
Kenneth B. Timmerman (08)

Lay Members

Betsy Alexander (08), PO Box 528, Murrells Inlet 29576
Edith Arant (08), 372 Betsy Road, Charleston 29407
Robert W. Bedell (08), PO Box 0346, Columbia 29290
Nancy Bradshaw (04-08), 3314 Truman Street, Columbia 29204
Earl Johnson (08), 2235 Palm Court, Darlington 29532
Sandra Padgett (04-08), 208 Quin Oak Road, Lexington 29072
Kristian Roof (04-08), 288 Woldus Road, North Augusta 29841
Jack Shingler (08), 210 Lakewood Drive, Spartanburg 29302
Tasia M. Stackhouse (08), 8077 Thurgood Marshall Hwy., Andrews 29510

Conference Lay Leader:
Joseph E. Heyward, PO Box 384, Florence 29503
Ex-Officio with vote
SEJ Committee on Episcopacy Representatives:
Rev. Timothy McClendon
Carolyn Briscoe, PO Box 1825, Clemson 29633

THE COMMITTEE ON ETHNIC LOCAL CHURCH CONCERNS

Chairperson: Charlotte Grooms
Vice-Chairperson: Charles Wilson
Secretary: Sheila Haney

Clergy Members
O. Julius Hadden (08)
William H. McCown (09)
Cheryl Dyke Toothe (09)
Charles Wilson (07)

Laywomen
Carolyn Bolton (04), 3814 Highway 57 North, Little Rock 29567
Bassey A. Eyo (06), 243 Whippoorwill Road, Orangeburg 29118
Charlotte Grooms (04), 1115 Robinson Street, Hartsville 29550
Dr. Sheila Hainey (08), 402 W. Home Avenue, Hartsville 29550
Laymen
Albert Ford (09), 16 Glade Drive, Wedgefield 29168
Soon-ho Kwan (09),MUSC,Dept of Med & Endocrinology, 179 Ashley Avenue, Charleston
Lee Scott (09), 106 Marclay Court, Summerville 29483
Joao Carlos da Silva (09), 164 Gold Pond Drive, Lexington 29073
Chairpersons, Ethnic Program Committees

Ex-Officio
Representative, Commission on Status and Role of Women: Rev. Cathy Mitchell
Ethnic Program Person Native American: Tracy Pender (04), 2270 Clematis Trail, Sumter 29150
Representative, Pastoral Care and Counseling: Rev. Cassandra P. Jackson
Cabinet Representatives: Willie S. Teague, James Friday
Representative, Commission on Religion and Race: Carolyn Thompson,730 Whitmall,Columbia 29223
Representative, African American Task Force: Ellis White
Representative, Hispanic/Latino Committee: Mary V. Teasley
Representative, Asian/Korean Committee: Kyoung S.Ro, 213 Bramble Road, Elgin, 29045
Congregational Specialists: Sonia Brum, Kenneth Nelson

THE JOINT COMMITTEE ON INCAPACITY

Board of Ordained Ministry:
Rev. Joseph McDonald
Rev. Milton L. McGuirt
Chairperson, Pension and Health Benefits:
Herman Lightsey
Secretary, Pension and Health Benefits:
Sherry Eison
District Superintendent:
W. Timothy McClendon

THE COMMITTEE ON INVESTIGATION

Clergy
Jeannetté Cooper(08)
Wayne Horne (08)
Kathy James (08)
Kenneth B. Timmerman (10)

Clergy Alternates
C.E. “Smoke” Kanipe (08)
Susan Ulmer (08)
Hazel Bennett (08)
Eddie Williams (08)

Lay:
Ann Bartelle (08)
Carolyn Briscoe (08)
Robert Scarborough (08)

Lay Alternates:
Rubilee Addison (08)
Charles Ayers (08)
Robert Barrett (08)
Bud Jones (08)
Nancy Russell (08)

THE COMMITTEE ON INVESTIGATION – DIACONAL MINISTERS

James S. Arant (04)
Laurie G. Brandes (99)
Charles A. Hutchins (92)
Geneva B. Williams (92)
Alternates
Marsha R. Bentley (04)

THE ADMINISTRATIVE REVIEW COMMITTEE

Ted H. Walter (08)
William Rutledge Childs (08)
Hayes Timothy Gainey (08)
Frank Griffith (08), (Alternate)
Cassandra Pasley Jackson (08),(Alternate)

THE COMMITTEE ON NOMINATIONS

Chairperson: Michael E. Bowers
Vice Chairperson:
Secretary: Alfa Tisdale

District Representatives

Clergy Members

Anderson:	Pattie Gordon (09)
Charleston:	J. Michael Arant (06)
Columbia:	Joel Jones (06)
Florence:	Jack C. Washington (09)
Greenville:	David Norrell (08)
Greenwood:	Wade Everett (06)
Hartsville:	Patricia Warden (09)
Marion:	Ben Gafford (09)
Orangeburg:	David Williamson (05)
Rock Hill:	Joseph L. Curtis (04)
Spartanburg:	Mike Bowers (05)
Walterboro:	Curtis Young (04)

Lay Members

Anderson:	Dean Maple (09), 102 Aiken Farm Road, Pickens 29671
Charleston:	Patricia Goss (07), 1353 Hidden Lakes Drive, Mt. Pleasant 29464
Columbia:	Alfa Tisdale (02-06), 706 Langford Road, Blythewood 29016
Florence:	Earle Rowland (04), PO Box 5031, Paxville 29102
Greenville:	Kellie Alexander (09), 204 Crossvine Way, Simpsonville 29680
Greenwood:	Susie Berry (00-04), 1034 Wallace Drive, Newberry 29108
Hartsville:	Gwendolyn T. White (07), 306 Oswego Highway, Sumter 29150
Marion:	Darrell Ricketts (09), PO Box 634, Aynor 29511
Orangeburg:	Jerry Wuenscher (09), 1140 Lee Blvd., Orangeburg 29118
Rock Hill:	Pat Pettus (05), 2275 Doby's Bridge Road, Fort Mill 29175
Spartanburg:	Annie Crocker, (09),124 Mt. Calvary Church Road, Spartanburg 29302
Walterboro:	June Dyches (05), 11282 Round O Road, Round O 29474

Bishop: Mary Virginia Taylor
Conference Lay Leader: Joseph E. Heyward
Representative, United Methodist Women: Rea Kinard, 106 S. Hamilton Street, Williamston 29697
Representative, United Methodist Men: L.W. Smith, 301 Park Lane Road, Columbia 29223
Youth Representative: Kayla Mullins, 3637 Foxfire Lane, Orangeburg 29118
Cabinet Representative: Timothy McClendon, Ernest Etheredge
Young Adult Representative: Angela Johnson, 630 Rose Street, Apt. 3404-C, Rock Hill 29730
At-large Members: Sara White, Mary Teasley, Lillian Washington, Charles Johnson
Representative, Retired Ministers:

Ex-Officio Without Vote

Chairperson, Standing Rules: Patricia Mayfield
Chairperson, Conference Connectional Ministries: Earline Ulmer, 1369 Essex Drive, Orangeburg 29118
Chairperson, Status and Role of Women: Susan Deloache Culler
Chairperson, Religion and Race: Patricia Jackson
Chairperson, Missional Priority Coordinating Committee:

THE COMMITTEE ON PASTORAL CARE AND COUNSELING

Chairperson: Cassandra Pasley Jackson
Vice Chairperson: Miriam Graham Hadden
Secretary:

Clergy Members

Major Brown (06-08)
Ann Everett (07-08)
Miriam Graham Hadden (07-08)
Scarlett Tanner Hester (07-08)
Cassandra Pasley Jackson (04-08)
A. Robert Nix (08)
Christine M. Wechsler (08)

Lay Members

Caroline Dennis (08), 211 N. Main Street, Greenwood 29646
Donna D. Jones (08), 278 Hillsborough, Columbia 29212
Lee Scott (04-08), 106 Marclay Court, Summerville 29483
Ernestine Young (08), 80 Horseshoe Road, Salters 29590

THE COMMITTEE ON PETITIONS TO THE GENERAL CONFERENCE

Chairperson: Preston Cantrell

Clergy Members

John L. Warren, Jr. (04)
Hayes T. Gainey (08)

Lay Members

Preston Cantrell (04-08), 924 Natchez Trail, West Columbia 29169
Gloria Cook (02-08), 692 Parnell Road, Bennetsville 29512
Millie Nelson (08), 110 Sassafras Road, Blythewood 29016
Frances Nichols (04-08), 4624 Cascade Avenue, Rock Hill 29732

THE COMMITTEE ON RESOLUTIONS AND APPEALS

Chairperson: Betty Walker

Clergy Members

Thomas J. Bowman (04-08)
Karin B. Culp (04-08)
A. Judson King (04-08)

Lay Members

Nelda Canada (04-08), 4609 Misty Vale Lane, Columbia 29210
Preston Cantrell (04-08), 924 Natchez Trail, West Columbia 29169
Susan Caulder (05-08), 1023 Bidwell Circle, Charleston 29414
Mary Griffin (05-08), PO Box 246, Pinewood 29125
Betty Walker (04-08), 565 Huger Street, Charleston 29403
Delores F. Williams (08), 4804 Nesmith Road, Nesmith 29580

THE COMMITTEE ON STANDING RULES

Chairperson: Patricia Mayfield
Vice Chairperson:
Secretary:

Clergy Members

Patricia P. Mayfield (04-08)
Thomas J. Pearson (08)
George W. Scott (08)

Lay Members

Betsy Myers (04-08), PO Box 911, Summerville 29484
Eva Nance (04-08), 2801 Bratton Street, Columbia 29205
Willie Robinson (08), 866 New Hope Road, Orangeburg 29118
Rachel Shupe (05-08), PO Box 279, Williamston 29697
Sylvia B. Stephens (05-08), PO Box 541, Bowman 29018
Martha J. Swinton (08), 460 E. McIver Road, Darlington 29532

Ex-Officio

President, UMW: Mary Johnson, 1971 Essex Drive, Sumter 29154
President, UMM: Robert Scarborough, 278 Pen Branch Road, North 29112
Conference Lay Leader: Joseph E. Heyward, PO Box 384, Florence 29503
President, CCYM: Candace Dennis, 210 Lavinia Avenue, Greenville 29601
Conference Secretary: Timothy J. Rogers
Conference Parliamentarian: W. Timothy McClendon
Cabinet Representative: Mary V. Teasley
Chairperson, Conference Council on Connectional Ministries: Earline Ulmer

CONNECTIONAL MINISTRIES
NEW STRUCTURE

The 2011 Annual Conference approved the new structure of Connectional Ministries, and the boards, commissions and committees that fall under Connectional Ministries. The 2011 Annual Conference also elected the membership of the newly-restructured Connectional Ministries and the boards, commissions, and committees that fall under it. Effective January 1, 2012, this structure replaces the previous structure, and those elected by the 2011 Annual Conference replace the previously elected members of the Conference Council on Connectional Ministries, as well as replacing the previously elected members of the following boards, commissions and committees.

The conference boards that are included in this restructuring are: Church and Society, Education, Evangelism, Global Ministries, Health and Welfare, Higher Education and Campus Ministry, and Laity.

The conference commissions that are included in this restructuring are: Communications, Christian Unity and Interreligious Concerns, Religion and Race, Status and Role of Women, and Worship.

The conference committee that is included in this restructuring is: Ethnic Local Church Concerns.

The conference boards, commissions and committees included in this restructuring will function until December 31, 2011 with the persons listed earlier in this report. Beginning on January 1, 2012 they will consist of the persons listed in the report that follows. All of the persons listed are members of the newly structured Conference Council on Connectional Ministries, and the membership of the impacted boards, commissions and committees is noted within the report.

CONNECTIONAL MINISTRIES
(January 1, 2012)

CCM Chairperson: Cynthia Williams
CCM Vice Chairperson: Rev. Narcie Jeter
CCM Secretary: Rev. Steven King

ADVOCACY MINISTRY AREA

Chairperson: Rev. Amiri B. Hooker, 480 E. Lydia Hwy, Hartsville, SC 29550

Church & Society:

Rev. Narcie Jeter, PO Box 5009, Rock Hill, SC 29733
Rev. Karen Upson, PO Box 625, Anderson, SC 29622
Rev. Jeri Katherine Warden, 2501 Heyward Street, Columbia, SC 29205
Rev. Karen Jones, 233 North Church Street, Spartanburg, SC 29306 (chair)

COSROW:

Sheila M Haney, 402 W. Home Ave, Hartsville, SC 29550
Sally Hayes, 3739 W Hwy 76, Marion, SC 29571
Marian David, 1224 Hwy 38 S, Bennettsville, SC 29512 (chair)

CUIC:

Sabrina Singleton, 142 Stormy Lane, Walterboro, SC 29488
Sarah Bozier, 127 Pipestone Drive, Summerville, SC 29485

ELCC:

Rev. Carleathea Benson, 1201 Royal Summit Drive, Seneca, SC 29678 (chair)
Rev. Norman Brown, 2810 Neeses Highway, Orangeburg, SC 29115
Tom Johnson, 14 Sugarberry Drive, Greenville, SC 29615
Bernie Mazyck, 903 W 5th N. Street, Summerville, SC 29483

Native American:
Rev. Mary Green, PO Box 1082, Lancaster, SC 29720
James Porter, 940 Knollwood Drive, Columbia, SC 29209
Rev. Bruce Sayre, PO Box 550, Ridgeland, SC 29936(chair)

Religion & Race:
Ms. Ollie Gist, 2077 Southport Road, Spartanburg, SC 29306
Nancy Rivers, 1649 Platt Road, Denmark, SC 29042
Rev. Janice Frederick-Watts, 911 St. Mark Road, Taylors, SC 29687 (chair)

Members Not Yet Assigned:
Rev. Phil Bostrom, PO Box 456, McCormick, SC 29835
Monica Murdaugh, 210 Lexington Ave, Kingstree, SC 29556
Dennis Sullen, 1105 W. Haskell Ave, Florence, SC 29501
Rev. Cheryl Toothe, 208 Harrison Street, Trenton, SC 29847

Superintendent (ex-officio):
Rev. James Friday, PO Box 408, Florence, SC 29503

DISCIPLESHIP MINISTRY AREA

Chairperson: Rev. Kristen Richardson-Frick, 1356 Amelia Street, Orangeburg, SC 29115

Children:
Elizabeth Cheezem, PO Box 590, Clemson, SC 29633
Shawn Howell, 6854 Francis Marion Road, Pamplico, SC 29583
Martha Thompson, 201 Murray Vista Circle, Lexington, SC 29072 (chair)

Education:
Rev. Jerry Harrison, 102 Velvet Court, Goose Creek, SC 29445
Rev. Steven King, 513 West Church Street, Batesburg-Leesville, SC 29006
Juliette Phillpot, 4691 English Trail, Rock Hill, SC 29730
Rev. Lisa Hawkins, 273 Meeting Street, Charleston, SC 29401 (chair)

Evangelism:
Rev. Ron Bentley, PO Box 582, Easley, SC 29641
Rev. J. Melvin Bell, 2635 S. Center Road, Timmonsville, SC 29161 (chair)

Higher Education and Campus Ministry
Daniel Canada, 4609 Misty Vale Lane, Columbia, SC 29210
Rev. Bill Heustess, PO Box 20, Nichols, SC 29581 (chair)

Older Adult:
Annie Crocker, 124 Mt. Calvary Church Road, Spartanburg, SC 29302 (chair)
Rev. James Grubb, PO Box 521, Pinopolis, SC 29469

Worship:
Rev. Christopher Greene, 154 Pea Ridge Highway, Jonesville, SC 29353
Rev. Jim Elder, 1665 Zion Road, Lancaster, SC 29720 (chair)

Young Adults:
Antoinette Balfour, 664 Parnell Rd, Bennettsville, SC 29512 (co-chair)
Rev. James McCoy-Bruce, 1365 Thomas Mill Road, Easley, SC 29640 (co-chair)

Youth:
Rev. Ross Chellis, PO Box 45, Hampton, SC 29924
Elaine Corley, 151 Mt. Gilead Drive, Orangeburg, SC 29118
John Fahrney, PO Box 1988, Greenville, SC 29602 (chair)

Members Not Yet Assigned:
Laura Keck, 504 Church Street, Johnston, SC 29832
Brindle Segars, PO Box 425, Lamar, SC 29069
Cynthia Williams, PO Box 956, Kingstree, SC 29556

Superintendents (ex-officio)
Rev. Susan Leonard-Ray, PO Box 1057, Anderson, SC 29622
Rev. John Hipp, PO Box 303, Orangeburg, SC 29116

LAY LEADERSHIP MINISTRY AREA

Chairperson: Joseph E. Heyward, PO Box 384, Florence, SC 29503

Lay Leadership:
Norma Curtis, PO Box 958, McCormick, SC 29833
Alvin Glen, 1354 Main Street, Dorchester, SC 29437

Brenda Hook, 2827 Hebron Drive, West Columbia, SC 29169
David Lovell, PO Box 36, Gresham, SC 29546
Alfa Tisdale, 706 Langford Road, Blythewood, SC 29016
Rev. Patricia G. Warden, 2236 Bethlehem Road, Hartsville, SC 29550

Lay Speaking:

Marilyn Boyer, 307 Elizabeth Drive, Greenville, SC 29615
Edith Hucks, 2946 Lucas Bay Rd, Conway, SC 29527
Rev. Bonnie Miller, 239 Tall Pines Road, Ladson, SC 29456
Earle Rowland, 1293 Curtis Mill Pond Road, Paxville, SC 29102
Sherri Scott, 2003 Claybourne Court, Summerville, SC 29485
Terry Sturgill, PO Box 598, Pacolet, SC 29372

Spiritual Formation:

Bob Barrett, 185 Cloister Cover Lane, Orangeburg, SC 29115
Rev. Kelly Gallamore, PO Box 427, Pacolet Mills, SC 29373
Rev. Karen Richmond, 441 Lakeside Drive, Rock Hill, SC 29730
Dale Sherrin, 2338 Deertrack Circle, Lancaster, SC 29720 (ex-offico)

Stewardship

Freda Brock, 1002 Willow Run, Anderson, SC 29621
Charlotte A. Grooms, 1115 Robinson Street, Hartsville, SC 29550
Donald Love, 1924 Bangor Road, Charlotte, NC 28217

Members Not Yet Assigned:

Rev. Amy Bratton, 345 Edgewood Circle, Woodruff, SC 29388
Jeff Fogle, 121 Halifax Road, Easley, SC 29642
Pamela Goodwine-Glover, 1350 Clubhouse Road, Ridgeville, SC 29472
Patricia McGill, 202 E. Twin Church Road, Timmonsville, SC 29161
David Salter, PO Box 904, Aiken, SC 29802
Sheila Shanklin, 256 Plantation Estates Road, Gaston, SC 29133
Barbara Ware, 312 Woodruff Park Lane, Simpsonville, SC 29681

Superintendent (ex-officio)

Rev. Paul Harmon, 364 S. Pine Street, Suite B120, Spartanburg, SC 29302

OUTREACH MINISTRY AREA

Chairperson: Rhonda Jones, 4474 Ruffin Road, Ruffin, SC 29475

Communication:

Renee Gallien, 108 Hampton Street, Clover, SC 29710
Jan Harmon, 205 Arbor Road, Spartanburg, SC 29307
Gladys Lemon, 298 Scotch Range Road, Summerville, SC 29483
Rev. Lloyd White, 1377 E. Lee Road, Taylors, SC 29687
Jeanette Lunn, 1768 Robson Drive, Lamar, SC 29069 (chair)

Disaster Response:

Judy Lee, 1727 Cypress Campground Road, Ridgeville, SC 29472
Danny Thompson, 2001 Driftwood Way, Anderson, SC 29621
James Williams, 52 Gunter Lane, Hemingway, SC 29556
Rev. George Olive, 411 Lake Park Drive, Myrtle Beach, SC 29588 (chair)

Global Ministries:

Rev. Lowry Drennen, 80 Zion Circle, Prosperity, SC 29127
Sherry Eisom, 6054 Freedom Road, Branchville, SC 29432
Rev. Neil Flowers, 120 Vivion Drive, Aiken, SC 29803
Rev. Lee Roper, 302 North Carolina Avenue, Chesnee, SC 29323
Bob Sargent, 301 Charwood Lane, West Columbia, SC 29170
Rev. Emily Scales Sutton, 3050 Leaphart Road, West Columbia, SC 29169
Rev. Calvin B Washington, 2875 Joyce Street, Sumter, SC 29154

Health & Welfare:

Twana Cruell, 2 Clematis Drive, Taylors, SC 29687
Garvin Gilley, 176 Burr Cir, Murrells Inlet, SC 29576
Dorothy Pompey, 103 Chownings Lane, Goose Creek, SC 29445
Rev. Sandra King, 510 East Columbia Avenue, Leesville, SC 29070 (chair)

Members Not Yet Assigned:
Veronica T Cooper, PO Box 751, Kingstree, SC 29556
Jane Hallums, 321 Mary Ann Street, Easley, SC 29640
Rev. Kyle Randle, 128 Providence Road, Lancaster, SC 29720
Superintendent (ex-officio)
Rev. Dicky Knight, PO Box 543, Marion, SC 29571
Rev. Tim McClendon, 4908 Colonial Drive, Columbia, SC 29203

CCM: Director:
Rev. Willie Teague, 4908 Colonial Drive, Columbia, SC 29203
CCM: Support Staff:
Tammy Fulmer, 4908 Colonial Drive, Columbia, SC 29203
Gail Corn, 4908 Colonial Drive, Columbia, SC 29203
Robin Landers, 4908 Colonial Drive, Columbia, SC 29203
Doris Seals, 4908 Colonial Drive, Columbia, SC 29203
Communications Director:
Matt Brodie, 4908 Colonial Drive, Columbia, SC 29203
IT Director:
Jim Crews, 4908 Colonial Drive, Columbia, SC 29203
IT Assistant:
Russ McKissick, 4908 Colonial Drive, Columbia, SC 29203
Resource Center:
Betty Stalnaker, 4908 Colonial Drive, Columbia, SC 29203
Congregational Specialists:
James Arant, 4908 Colonial Drive, Columbia, SC 29203
Sonia Brum, 4908 Colonial Drive, Columbia, SC 29203
Kathy James, 4908 Colonial Drive, Columbia, SC 29203
Cathy Joens, 4908 Colonial Drive, Columbia, SC 29203
Judson King, 4908 Colonial Drive, Columbia, SC 29203
Ken Nelson, 4908 Colonial Drive, Columbia, SC 29203
Millie Nelson, 4908 Colonial Drive, Columbia, SC 29203

E. Boards of Trust of The Annual Conference

THE TRUSTEES OF THE ALDERSGATE SPECIAL NEEDS MINISTRY

Chairperson: Betty Moss McGuirt
Vice-Chairperson: William R. Childs
Secretary: Dorothy Smoak
Treasurer: Harris Davis

Clergy Members
William R. Childs (10)
Harry R. Stullenbarger (09)
Stephen P. Taylor (03-05-09)

Lay Members
Nancy R. Ayers (04-05-09), 3172 Landing Way, Orangeburg 29118
Gene Brabham (03-05-09), 138 River Birch Lane, Columbia 29206
Harris Davis (11), 1993 Middleton Street, Orangeburg 29115-4695
Nancy Davis (03-06-10), 1993 Middleton Street, Orangeburg 29115
Francis Faulling (03-06-10), 421 Rutledge Avenue, Orangeburg 29115
Tammy Fulmer (03-05-09), 128 Swygert Lane, Blythewood 29016
Sally Garner (11), 213 Sunningdale Street, Lexington 29072-7835
Faye Jackson (03-06-10), 541 Willow Blue Run, Rock Hill 29732
Betty Moss McGuirt (06-09), P.O. Box 444, Pawley's Island 29585
Dorothy Smoak (11), 170 Old Orchard Way, Orangeburg 29115
Caroline Stephenson (06-10), 1516 Milford Road, Columbia 29206
Dottie Webber (11), 924 Greenville Circle, Columbia 29210-7925

Ex-officio Nonvoting Members as Designated In the Bylaws

THE TRUSTEES OF THE ANNUAL CONFERENCE

Chairperson: William Moody
Vice Chairperson: Bryan Braddock
Secretary: Mary Alice Kinnett
Treasurer: Clarice Blakeney

Clergy Members

Class of 2012
Kay Adams Best (04-08)
Class of 2014
R. Anthony Adams (10)
Phil Bostrom (06-10)
Class of 2015
Ray K. Smith (11)

Lay Members

Class of 2012
Clarice Blakeney (06-08), 447 Wesley Chapel Road, Pageland 29728
Harvey Choplin (08), 106 Ina Street Ext., Travelers Rest 29690
Class of 2013
Carolyn McCottry (07-09), 436 McCottry Road, Kingstree 29556
William Moody (05-09), 300 Betsy Road, Charleston 29407
Class of 2014
Carolyn Keese (10), 398 Fern Creek Drive, Seneca 29672
Stacey Way (10), 11559 Augusta Hwy, Walterboro 29488
Class of 2015
Bryan Braddock (11), 1309 Hollandia Drive, Hartsville 29501
Mary Alice Kinnett (07-11), 301 Edward Court, Columbia 29205

THE TRUSTEES OF SOUTH CAROLINA UNITED METHODIST CAMPS AND RETREAT MINISTRIES

Chairperson: C.E. "Smoke" Kanipe, Jr.
Vice-Chairperson: Lindsay Metcalf
Secretary: Robin Roberts

Clergy Members
Class of 2012
Lisa C. Hawkins (04)
C.E. Kanipe, Jr. (04)
Elise Barrett (08)
Jim Hunter (08)
Class of 2013
Kristen R. Richardson-Frick (09)
Class of 2014
Joel Jones (10)
Ken Owens (10)
James P. Smith (06-10)

Lay Members
Class of 2011
Lindsay Metcalf (07), 128 Atwood Street, Greenville 29601
Rick Knight (07-09), 1211 Roseneath Road, Florence 29501
Robin Roberts (07-09), 18 Castle Vale Circle, Irmo 29063
Class of 2012
Elaine Finney (08), 8005 Springbrook Road, Columbia 29223
Tom Jeffries (08), 101 Barrington Court, Summerville 29485
Class of 2013
Lloyd Hunter (09), 2335 Valley Brook Road, Sumter 29154
Les Pritchard (10), 1303 Roc Ford Road, Greenville 29617
Class of 2014
Cindy Ward (06-10), 122 Old Arms Court, Columbia 29212
Jay Haar (10), 5808 Country Club Drive, Myrtle Beach 29577
Vicki Tolson (10), 538 Briarwood Road, Lancaster 29720

Class of 2015
Stan Wood (11), 6120 Kemberly Street, Columbia 29209

Ex-Officio Members Without Vote
CCCM Staff Representative: Rev. Kathy James
Executive Director of Camps and Retreat Ministries:
Arthur Spriggs, 345 Prado Way, Greenville 29607, (O) 864-458-2071

THE TRUSTEES OF CLAFLIN UNIVERSITY

Chairperson: Paul V. Fant
Vice-Chairperson:
Secretary: Caroline N. Watson
Associate Secretary: Nancy Wilson Young
Treasurer: Dr. Henry N. Tisdale

Clergy Members
Larry D. McCutcheon (03)
Harold G. Wallace (94)
Hugh A. Westbrook (01)

Lay Members
James A. Bennett (06-10), Office of the President, Claflin University, 400 Magnolia Street, Orangeburg 29115
Thaddeus K. Blythewood, Jr. (02), Office of the President, Claflin University, 400 Magnolia Street, Orangeburg 29115
Marshall F. Clarke (98), Office of the President, Claflin University, 400 Magnolia Street, Orangeburg 29115
Gregory A. Cummings (05), Office of the President, Claflin University, 400 Magnolia Street, Orangeburg 29115
Barron Driskell (03), Office of the President, Claflin University, 400 Magnolia Street, Orangeburg 29115
Paul Vernon Fant (00), Office of the President, Claflin University, 400 Magnolia Street, Orangeburg 29115
Louise F. Fisher (07), Office of the President, Claflin University, 400 Magnolia Street, Orangeburg 29115
Gregg N. Frierson (96), Office of the President, Claflin University, 400 Magnolia Street, Orangeburg 29115
Dr. Tony Graham, Jr. (98), Office of the President, Claflin University, 400 Magnolia Street, Orangeburg 29115
C. John Hipp, III (98), Office of the President, Claflin University, 400 Magnolia Street, Orangeburg 29115
Dr. Albert Humphrey, Jr. (03), Office of the President, Claflin University, 400 Magnolia Street, Orangeburg 29115
Dr. Carolyn P. Jenkins (03), Office of the President Claflin University, 400 Magnolia Street, Orangeburg 29115
Kenneth E. Middleton (01), Office of the President, Claflin University, 400 Magnolia Street, Orangeburg 29115
R. Douglas Neal, Jr. (96), Office of the President, Claflin University, 400 Magnolia Street, Orangeburg 29115
Pamela J. Roberts (04), Office of the President, Claflin University, 400 Magnolia Street, Orangeburg 29115
Ms. Caroline N. Watson (00), Office of the President, Claflin University, 400 Magnolia Street, Orangeburg 29115
Dr. W. Freda Wilson (99), Office of the President, Claflin University, 400 Magnolia Street, Orangeburg 29115
Ms. Nancy Wilson Young (02), Office of the President, Claflin University, 400 Magnolia Street, Orangeburg 29115

Ex-Officio Members As Designated in the Bylaws

THE TRUSTEES OF COLUMBIA COLLEGE

Chairperson: Marian A. Knox, Jr.
Vice-Chairperson: Rebecca Laffitte
Secretary: Claire Wilson Yarborough

Clergy Members
Class of 2012
Lee C. Bines (04-08)
Class of 2013
Susan Henry-Crowe (05-09**)**
Class of 2014
Bishop Mary Virginia Taylor (06-10)
Class of 2015
Quay W. Adams (03-07-11)
G. Scott Middleton (11)

Lay Members
Class of 2012
Jim B. Apple (00-04-08), PO Box 29, Columbia 29202
Joe R. Blanchard (00-04-08), PO Box 7517, Columbia 29202
Jean E. Duke (04-08), 2226 Wheat Street, Columbia 29205
Marion A. Knox (00-04-08), Jr., PO Box 2627, Columbia 29202
Rita Eldridge Vandiver (04-08), 2050 Stonebridge Lane, Charlotte NC 28211
G. Larry Wilson (00-04-08), 1901 Assembly Street, Suite 390, Columbia 29201
Class of 2013
Wanda D. Bigham (11), 206 Southwinds East, Alexander City, AL 35010
Dalhi Myers (05-09), PO Box 11880, 1201 Main Street, Suite 2200, Columbia 29201

Jeffrey Selig (05-09), 2105 South Beltline Blvd., Columbia 29201
Marguerite Willis (05-09), 1441 Main Street, Suite 1500, PO Drawer 2426, Columbia 29202

Class of 2014

Johnnie Cordell Breed (07-10), 9310 Old Kings Road South, Suite 501, Jacksonville, FL 32257
Judy Davis (10), 2501 Faraway Drive, Columbia 29223
Cynthia Pryor Hardy (06-10), 1400 Barnwell Street, Columbia 29201
Rebecca Laffitte(03-06-10), PO Box 11449, Columbia 29211
Carol Rich Storey (06-10), 235 Stirling Avenue, Winter Park, FL 32789
Danielle Saunders Walsh (06-10), 9665 Trendle Lane, Jacksonville, FL 32257
Patricia Stone Wood (06-10), 12 Hemlock Road, Asheville, NC 28803
Claire Wilson Yarborough (06-10), 15 Prospect Place, PO Box 519, Georgetown 29442

Class of 2015

Mary Cantando (07-11), 1013 Erin's Way, Raleigh 27614
Terry Collier (11), 126 Old Mill Circle, Columbia 29206
Larry Elliott (11), 1836 Pompano Drive, Murrells Inlet 29576
Helen Nelson Grant (11), 2114 Bermuda Hills Drive, Columbia 29223
John H. Lumpkin (03-07-11), PO Box 528, Columbia 29201
James C. Meadors (03-07-11), 1573 Fairway Drive, Charleston 29412
Kay Price Phillips (11), 1222 Shadowood Drive, Spartanburg 29301-5657

THE TRUSTEES OF EPWORTH CHILDREN'S HOME

Chairperson: Frank J. Griffith, Jr.
Vice Chairperson: James C. Adams
Secretary: Deloris W. Johnson
Treasurer: Susan M. Douglas

Clergy Members

James C. Adams (05)
Michael C. Bell (04)
Frank J. Griffith, Jr. (06)
Anthony Hodge (08)
Timothy Rogers (08)
Colin E. Simmons (04)
Sandra Stevens-Poirel (10)
Jerry E. Temple (11)
Diana C. Westerkam (06)
Sara White (08)
Joseph A. Wilson, II (06)

Lay Members

Marie Claire Brittain (09), 5633 Woodside Avenue, Myrtle Beach 29577
Susan M. Douglas (06), 10 Foot Point Rd., Columbia 29209
John Farley (09), 2024 Johnson Marina Road, Chapin 29036
M.E. Freeman, Jr. (10), PO Box 8249, Myrtle Beach 29578
John T. Gramling, III (10), PO Box 250, Gramling 29348
Deloris W. Johnson (04), 205 Boxwood Lane, Greenville 29601
Kevin Marsh (08), 1426 Main Street, Columbia 29201
Irvin Plowden, Sr. (08), 2147 Eakle Drive, Rock Hill 29732
Dr. William Sullivan (08), 18 Ascot Court, Blythewood 29016
Jason K. Thompkins (10), 900 Bank of America Plaza, 1902 Main Street, Columbia 29201

Ex-Officio Nonvoting Members as Designated in the Bylaws

THE TRUSTEES OF THE JAMES L. BELIN PROPERTY

Chairperson: Joe N. Long
Vice-Chairperson: Stuart Ford
Secretary: M. Frank Sanders
Treasurer: Maurice Nason

Clergy Members

Class of 2012

Leatha Brown (08)

Class of 2013

Mary Louise Johnson (11)
Joe N. Long (08-09)

Class of 2014

Frederick Johnson Shepard (10)

Class of 2015
Robert Borom (08-11)
Maurice Nason (08-11)

Lay Members
Class of 2012
Stuart Ford (09), 1009 Crestwater Court, West Columbia 29169
Willie Hillstock (11), 109 Spirit Mountain, Easley 29642
Class of 2013
Shirley C. Robinson (02-05-09), 29 Windsor Cove, Columbia 29223
Class of 2014
Brenda Thomas (10), PO Box 1801, Sumter 29151
M. Frank Sanders (10), 358 Mills Avenue, Spartanburg 29302
Class of 2015
Kevin Smiley (11), 408 Forest Drive, York 29745-2015

Ex-Officio
Marion District Superintendent: Richard H. Knight
Board of Global Ministries Representative: Michael B. Henderson

THE TRUSTEES OF THE METHODIST OAKS, ORANGEBURG

Chairperson: Andy Cox
Vice-Chairperson: Barbara Reid
Secretary: Bob Ayers
Treasurer: Bill Brumbach
Asst. Sec. Treas.:

Clergy Members
J. Boyd Chewning (05)
Robert Howell, Jr. (06)
Mary Green (04)
George F. Manigo, Jr. (04)
Ron Pettit (11)
Barbara L. Reid (06)
Annie Sistrunk (10)
Charlie Thomas (09)

Lay Members
Robert Ayers (08)
Hert Bradley (08)
Wendell O. Brown (07)
William K. Brumback, Jr. (04), 1532 Milford Road, Columbia 29206
Alvis J. Bynum, Sr. (08), 605 Anthlers Drive, Sumter 29150
Bailey Campbell (08)
David L. Coleman (04), PO Box 328, Orangeburg 29116
Andy Cox (06), 8 Whispering Trail Court, Chapin 29036
Rosa Kennerly (09), P.O. Box 207 Cordova 29039
Frankie Miller (09), 1182 Darwin Street, Charleston 29412
Albert Moses (08)
Moss H. Perrow (11, 1609 Old #6 Highway, Cameron 29030
Dwight Stewart (08)

Ex-Officio Nonvoting Members as Designated in the Bylaws

THE TRUSTEES OF *THE S.C. UNITED METHODIST ADVOCATE*

Chairperson: Marilyn Murphy
Vice Chairperson: Angela Ford Nelson
Secretary: Steven King
Treasurer: Carmen Faulkner

Clergy Members
Class of 2012
Keith Hunter (04-08)
Rodney Powell (04-08)
Class of 2013
Steven King (05-09)

Class of 2014
Jerry Gadsden (10)
Evelyn Cook Middleton (09-10)
Class of 2015
Audrey Boozer (11)
Stuart Dean Lollis (11)
Angela Ford Nelson (08-11)

Lay Members
Class of 2012
Marilyn Murphy (04-08), 208 Port Royal Drive, Ninety Six 29666
Diane Wilson (09), 197 Tanager Circle, Greer 29650
Class of 2013
Carmen Faulkner (09), 1582 Worthington Crossing, Rock Hill 29732
Rhonda Jones (11), 4474 Ruffin Road, Ruffin 29475-5210
Gladys Lemon (05-09), 304 Scotch Range Road, Summerville 29483
Class of 2014
Robert Bentley (06-10) 310 Hunters Creek, Greenwood 29646
Class of 2015
Ralph K. Ostrom (11), 198 Caedmon's Creek Drive, Irmo 29063

Ex-Officio
Communications: Bill Click
Communications: Geneva B. Stafford
Director of Connectional Ministries: Willie S. Teague
Editor, *The Advocate*: Jessica Conner

THE TRUSTEES OF SPARTANBURG METHODIST COLLEGE

Chairperson: John Gramling, II
Vice-Chairperson: Bill Painter
Secretary: Marianna Habisreutinger

Clergy Members
Class of 2013
Jean O. Osborne (04-07-10)
Class of 2014
Edgar H. Ellis, Jr. (02-05-08)
Lawrence F. Hays, Jr. (02-05-08)
D. Mitch Houston (08)
William F. Malambri (10-11)
Lillian Washington (08)

Lay Members
Class of 2012
John Bell (06-09), PO Box 1000, Tryon, NC 28782
Justin Converse (06-09), 314 S. Pine Street, Building 200, Spartanburg 29302
Steven Hahn (09), 415 Woodgrove Trace, Spartanburg 29301
Mark Hammond (09), 223 Indian Wells Drive, Spartanburg 29307
J. Patrick "Pat" Henry (00), PO Box 1533, Conway 29526
Craig Phillips (09), 1222 Shadowood Drive, Spartanburg 29301
Patsy Simmons (03), 4245 Clifton-Glendale Road, Spartanburg 29307
Guy Spriggs (08-09), 900 Fairview Farms, Campobello 29322
Class of 2013
Phinnize Fisher (07-10), 105 Tournament Point, Duncan 29334
John Gramling, II (04-07-10), PO Box 389, Gramling 29348
Marianna Habisreutinger (07-10), Huckleberry Hill, Spartanburg 29302
Ray Lattimore (10), 200 Adley Way, Greenville 29607
Elizabeth Patterson (04-07-10), PO Box 5564, Spartanburg 29304
John C. Ramsey (10), 117 Wyandot Street, Darlington 29532
James Fletcher Thompson (10), PO Box 1853, Spartanburg 29304
Class of 2014
Carol Burdette (11), PO Box 493, Pendleton 29670
Franklin Lee (11), 64 Society Street, Charleston 29401
Bill Painter (05-08-11), PO Box 160177, Boiling Springs 29316

Student Advisory Trustee:
Paula Hughes (11), 121 Lucus Pass Road, Union 29379

THE TRUSTEES OF THE UNITED METHODIST CENTER

Chairperson: Steven D. Morgan
Vice Chairperson: Emmanuel Willis
Secretary: Paul Wood

Clergy Members

Class of 2012
Steven D. Morgan (04-08)

Class of 2013
Leonard C. Ripley (10)
Paul W. Wood (10)

Class of 2014
Marvin Caldwell (11)

Class of 2015
Richard Wilson Waldrep (11)

Lay Members

Class of 2012
Leon Love (10), 101 Merryfield Lane, West Columbia 29170
Emmanuel Willis (08), 2836 September Drive, Sumter 29150

Class of 2014
Floyd Mainous (10), 342 Lake Forest Circle, Anderson 29625

Class of 2015
Nancy Russell (11), 4273 Arabella Way, Little River 29566

Ex-Officio

Representative, Center Employees:
Center Business Manager: Anthony C. Prestipino

THE TRUSTEES OF THE UNITED METHODIST MANOR OF THE PEE DEE

Chairperson: John D. Orr
Vice-Chairperson: Steven L. Brown
Secretary: Jane H. Miley
Treasurer: Art Justice

Clergy Members

Steven L. Brown (04)
Robert B. Clemmons, III (07)
James L. Friday (11)
Terry Clifton Martin (09)
Gilbert Dane Morehead (08)
Larry W. Rodeffer (02)
Cynthia Taylor (11)
W. Gordon Timmons (02)
Jack C. Washington (08)
(position vacant)

Lay Members

Dr. Raymond Allen (06), 25 Brown's Ferry Rd., Kingstree 29556
Eileen Blackwell (04), 907 Santee Drive, Florence 29501
Sam Clarkson (08), PO Box 156, Greeleyville 29056
Stanley Gibbons (07), PO Box 1622, Turbeville 29162
W.M. Gordon (08), 615 Green Street, Kingstree 29556
Art Justice (10), PO Box 5478 Florence 29502
D.L. McIntosh (11), PO Drawer 1831, Florence 29503
Jane H. Miley (05), 1604 Partridge Drive, Florence 29505
John D. Orr (09), P.O. Box 3929, Florence 29502
Marvin Owen (11), 180 Dunbarton Drive, Florence 29502
Victor Rowell (09), 89 Front Street, Salters 29590

Ex-Officio Nonvoting Members as Designated in the Bylaws

THE TRUSTEES OF WESLEY COMMONS

Chairperson: Jim F. Patterson
Vice-Chairperson: Paul D. Frey
Secretary: Adelaide C. Johnson

Clergy Members

Peter Bernston (08)
W. Don Britt (06)
Eugene L. Curry (11)
James D. Dennis, Jr. (05)
Fran M. Elrod (08)
Paul D. Frey (04)
Paul W. Harmon (09)
Arthur H. Holt (10)
John T. Miller (04)
Jim F. Patterson (09)

Lay Members

L. B. Adams (09), 704 Chinquapin Road, Greenwood 29646
Julia Ball (09), 115 Oakland Hills, Aiken 29803
Joe Chandler (08), 302 Compass Point, Ninety Six 29666
Ann Drake (09), 557 E. Creswell Ave., Greenwood 29646
William B. Hines, III (10), 205 Hidden Hills Drive, Greenville 29605
Adelaide C. Johnson (08), 110 Shallowford Road, Greenville 29607
Willie J. LaGroone (04), 106 Shurington Lane S., Hodges 29653
Robert Mauney (11), 43 Pine Pt., Spartanburg 29302
Fred Murphy (11), 117 Deer Run Lane, Greenwood 29646
E. Keith Snead, III (04), 607 Watford Avenue, Greenwood 29649
Samuel H. Tolbert (08), 115 Parkwood Road, Greenwood 29646

Ex-Officio Nonvoting Members as Designated in the Bylaws

THE TRUSTEES OF WOFFORD COLLEGE

Chairperson: J. Harold Chandler
Vice-Chairperson: R. Michael James
Vice-Chairperson: John B. White, Jr.
Vice-Chairperson and Secretary: C. Michael Smith

Clergy Members

Class of 2012

B. Mike Alexander (04-08)

Class of 2013

Marshall L. Meadors, Jr. (01-05-09)

Cass of 2015

John W. Hipp (11)

Lay Members

Class of 2012

James E. Bostic (04-08), 5455 New Wellington Close, Atlanta, GA 30327
J. Harold Chandler (04-08), 10 Summer Islands Lane, Kiawah Island, SC 29455
Jimmy I. Gibbs (11), PO Box 1727, Spartanburg 29304
Laura J. Hoy (08), PO Box 15879, Surfside 29587
R. Michael James (00-04-08), 219 Cherokee Road, Charlotte, NC 28207
L. Leon Patterson (08), 506 Hidden Hills Drive, Greenville 29605
J.E. Reeves, Jr. (11), 115 Summit Avenue, Summit, NJ 07901

Class of 2013

William R. Cobb (05-09), P. O. Box 6052, Spartanburg, SC 29304
D. Christian Goodall (09), P.O. Box 427, Columbia 29202
M. Stewart Mungo (01-05-09), 441 Western Lane, Irmo, SC 29063
Corry W. Oakes (09), 529 Sherwood Circle, Spartanburg 29302
D. Grant Peacock (06-09), 2045 Cleveland Street Ext., Greenville, SC 29607
Jerome J. Richardson (05-09), 800 S. Mint Street, Charlotte, NC 28202-1502

Class of 2014

Paula B. Baker (02-06-10), 36 Lake Forest Drive, Spartanburg, SC 29302
H. Neel Hipp (10), 181 Chapman Road, Greenville 29605
Douglas H. Joyce (06-10), 424 Church Street, Suite 2101, Nashville, TN 37219
Hugh C. Lane, Jr., (02-06), P. O. Box 538, Charleston, SC 29402
Betty J. Montgomery (10), 1025 Walnut Hill Church Road, Campobello 29322
Stanley E. Porter (10), 8120 Kerry Lane, Chevy Chase, MD 20815
Joella F. Utley (04-06-10), P. O. Box 8367, Spartanburg, SC 29305
Edward B. Wile (06-10), 21 Ivy Chase, NE, Atlanta, GA 30342

Class of 2015

Frederick D. Gibbs (06-07), P. O. Box 3218, Spartanburg, SC 29304
James M. Johnson (07), 2840 Montevallo Road, Birmingham, AL 35223

Daniel B. Morrison (11), 2126 Princeton Avenue, Charlotte, NC 28207
J. Patrick Prothro (07), 2219 Evening Starr, Park City, UT 84060
C. Michael Smith (03-07), P. O. Box 17189, Greenville, SC 29606
Joe E. Taylor, Jr. (07), South Carolina Dept. of Commerce, 1201 Main Street, Suite 1600, Columbia 29201
John B. White, Jr. (03-07), P. O. Box 3547, Spartanburg, SC 29304

F. District Boards and Committees

DISTRICT BOARDS OF CONGREGATIONAL DEVELOPMENT
2011-2012

ANDERSON DISTRICT: Ben L. Barnett, Mark Edlein, Perry D. Evatt, Linda Ferguson, Barbara Pickens, Thomas Wright.
CHARLESTON DISTRICT: David Braddon, Barbara Brown, William Burke, Richard Broomall, Debra Dowdle, Scarlett Hester, Judson King, Stephen Love, Gillis McAlister.
COLUMBIA DISTRICT: Talcott Avera, Beverly Coates, John W. Culp, David Day, Charles Gary, Gordon Hipp, Patrick Noble, Kenneth Owen, Faye Stephens.
FLORENCE DISTRICT: Thomas R. Bailey, Frances S. Connell, Margi Fleming, S.D. Friday, Raymond P. Litts, Hattie S. Pendergrass, Jack C. Washington, Ernestine Young.
GREENVILLE DISTRICT: W. Michael Bruce, Phillip Deal, Cassandra P. Jackson, Elaine Means, Forest Mixon, Charles Summey, Markylena Tolbert-Wydman.
GREENWOOD DISTRICT: Abbie Caywood, Philip Chandler, Wade Everett, Sandra King, Dewey Plunkett, Daniel A. Wiley, Patricia Williams.
HARTSVILLE DISTRICT: Albert Ford, Telley L. Gadson, J. Kevin Gorry, Charlotte Grooms, Judith A. Knox, Joyce Miles, Theodore B. Thomas, Christine M. Wechsler, Paul A. Wood, Jr.
MARION DISTRICT: Joanna Fallaw, Trent Hardee, Scott A. Johnson, Carey Keane, Marie E. Nuckles, Charlie Thomas.
ORANGEBURG DISTRICT: Queen Brailey, Joan Buckheister, Curtis Felkel, Hayes Gainey, Rosa Manigo, Kristen Richardson-Frick, Kathryn Scarborough.
ROCK HILL DISTRICT: Jason Everson, Jackie Carter-Harris, Kevin Cooley, Monica Tilley, Sandy Weaver.
SPARTANBURG DISTRICT: Brian Gilmer, Elaine Harris, Joseph James, David Smith, Thomas Smith.
WALTERBORO DISTRICT: Athon Melton Arant, Jr., Debra M. Barnett, Peter Kent Berntson, Chris Bickley, Jr., Keith Dodson, Melissa Mandell, Albert Middleton, Gilbert Nesmith, Julius Scott, Curtis Young.

DISTRICT BOARDS OF CHURCH LOCATION AND BUILDING
2011-2012

ANDERSON DISTRICT: Donald E. Alexander ’13, Stephen Graham ’14,Willis Lee ’13, Floyd Mainous ’12, Billy Martin ’12, Mike Parker ’14, D. Jeffery Roper ’14.
CHARLESTON DISTRICT: Edith Calliham ’13, James Cannion ’13, Alice Deal ’12, Anthony Jenkins ’12, Jennie Scott ’14, John Warren ’13, Constance Wilborne ’12, Harlan Wilson ’14, Mike Wood ’14.
COLUMBIA DISTRICT: Thomas Bowman ’13, Walter Grant ’13, Mike Hutchins ’13, Cathy Jamieson-Ogg ’13, William R. Kinnett ’13, L. W. Smith, III ’13.
FLORENCE DISTRICT: Tommy Bailey ’14, Genevieve Burgess ’14, F. Norwood Bonnoitt ’12, Rita Foxworth ’13, Richard R. Howell, Jr., ’14, William James ’14, Dexter L. Moore ’13, Cynthia C. Taylor ’12, Gregg Varner ’13.
GREENVILLE DISTRICT: Jerry Campbell ’14, Clyde Carr ’12, Glen Newton ’12, James F. Patterson ’12, Elizabeth Thompson ’14, Lloyd White ’14, Evelyn Williams ’13, Michael Wolfe ’13.
GREENWOOD DISTRICT: Robert Cox ’14, Norma Curtis ’12, Belva Few ’12, Steven King ’14, Lewis Lee ’13, Eddie Sloop ’12, Richard W. Waldrep ’12, Zella Williams ’13.
HARTSVILLE DISTRICT: Henry A. Altman ’13, Paul M. Ballard ’12, Kenneth N. Carter ’14, Floyd Davis, Jr. ’13, Brook Grant ’12, J. Robert Huggins ’14, Myrna K. Westfall ’13, Ellis White, Jr. ’13, Emanuel Willis ’13.
MARION DISTRICT: Marion Edwards III ’12, Randy Harrison ’13, Delores Inman ’12, Charles McElveen ’13, David Reed ’14, Mike Summerlin ’14.
ORANGEBURG DISTRICT: Joyce Browning ’13, Robbie Hall ’13, Judy Hames ’13, Elaine Harley ’14, James R. McGee ’13, Sam Neeley ’14, Billy Robinson ’14, Dorothy Smoak ’14, Rut Thomas ’14, David Williamson ’14.
ROCK HILL DISTRICT: Gene Feagin ’12, Jack Hammond ’14, Bert Harrell ’12, Brian Killian ’14, Michael Ritter ’13, Wayne Sandifer ’13, Gayle Summey ’13, Arthur Vick ’14, Sandra Weaver ’12.
SPARTANBURG DISTRICT: Larry Campsen ’12, Richard Lewis ’13, Pat McCain ’12, Johnny McDowell ’12, Bill Sinclair ’13, Sharon Tootell ’12.
WALTERBORO DISTRICT: Preston Grimsley ’14, Jeremy Howell ’12, Haskel Moore ’13, Dwight Nelson ’12, Richard M. Smith ’13, Wendell Smoak ’12.

DISTRICT COMMITTEES ON ORDAINED MINISTRY
2011-2012

ANDERSON DISTRICT: Dan Batson, Barry Cannon, Paul M. Cheezem, Sr., Jeffrey W. Childress, James L. Correll, Jr., Velma M. Haywood, Sinclair E. Lewis, Marguerite K. Shepard, Calvin L. Smith, Jason G. Wilson. **Laity:** Mae Anderson, Bill Ewing, Larry Sheppard.

CHARLESTON DISTRICT: Chris Barrett, David Brisbon, Lee Bryant, Lisa Hawkins, Anthony Hodge, Kathryn Hunter, Keith Hunter, Ruth Ann Ivey, Judson King, Leonard Ripley III, Angelin Simmons. **Laity:** David Braddon, Pearl Thomas, June Willson.

COLUMBIA DISTRICT: David L. Anderson, Thomas J. Bowman, W. Donald Britt, John Wesley Culp, John Dicks, Sr., Sarah T. Fletcher, Mary Kathryn Griffin, R. Wayne Horne, D. Mitch Houston, Charles A. Hutchins, Joel R. Jones, Phil C. Lavender, Diane A. Moseley, Ken Nelson, Diana C. Westerkam. **Laity:** Sylvia S. Hulbert, James Porter, Martha Thompson.

FLORENCE DISTRICT: J. Michael Arant, Joe L. Blackwelder, William H.D. Bowser, Jr., Jerry Gadsden, James C. Lane, Anna G. Miller, Stephen P. Taylor. **Laity:** Veronica Clinkscales, Columbus Giles, Gayle P. Morgan.

GREENVILLE DISTRICT: W. Michael Bruce, Robin Dease, Debra Griffis-Woodbury, Cathy Joens, Clarence Kanipe, Jr., Nelson L. Stokes, Jerry Temple, Lloyd E. White, Alfred Wright. **Laity:** Monty Dupuy, Rhonda Gilliam, Rudolph Gordon.

GREENWOOD DISTRICT: Barrett Alewine, Athon Arant, Hazel Bennett, David Bauknight, Jim Dennis, Kitty Cooper Holtzclaw, Karen Radcliffe, Sheila D. Rogers, Michael Turner. **Laity:** Jessica Morris, James Mills, Ulysses Smith.

HARTSVILLE DISTRICT: Constance N. Barnes, Kenneth N. Carter, Frances M. Elrod, Mary Louise Johnson, Thomas H. Norrell, Bobby Shaw, Margaret H. Vance, Patricia G. Warden, Lawrence A. Watson, Morris Waymer, Jr. **Laity:** Cornelius Nanton, Jean Watkins.

MARION DISTRICT: JoAnna M. Fallaw, C. Nels Ledwell, David D. Marcy, Jean O. Osborne, Michael E. Rouse, Jeffrey Salley, Shawn V. Weeks. **Laity:** Jon Bozard, Patricia Foil, Carol Stoops.

ORANGEBURG DISTRICT: Norman Brown, Judy Hames, George Howle, George F. Manigo, Fred McDaniel, Whittaker Middleton, Thomas Pearson, Ken Phelps, Kristen Richardson-Frick, J. Michael Smith. **Laity:** Timothy Autry, H. B. Pasley, Betty Shuler.

ROCK HILL DISTRICT: Marvin Caldwell, Joseph Curtis, Stephen Gaither, Carl Hunsucker, Narcie Jeter, Pam Ledbetter, Larry Parker, Kyle Randle. **Laity:** Carolyn Rowland, Amarintha Whitener.

SPARTANBURG DISTRICT: Kathy James, Jane Jenkins, Will Malambri, Ed McDowell, Jr., David Nichols, Luther Rickenbaker III. **Laity:** Cathy Blair, Wayne Harmon, Gail Varner.

WALTERBORO DISTRICT: Joseph Abram, Athon Melton Arant, Jr., Mack C. McClam, Joseph McDonald, Bruce Sayre, Susan Ulmer, Neil M. Yongue. **Laity:** John Allgood, Jackie Jenkins, Bill Putman.

COMMITTEES ON THE DISTRICT SUPERINTENDENCY
2011- 2012

ANDERSON DISTRICT: Carolyn Briscoe, Freda Brock, Robert N. Carlisle, Esau Crosby, Nancy Evatt, Jeff Fogle, E. Herbert Franklin Sr., Susan Gladden, Jennifer Hill, Steven D. Morgan, Kurt L. Stutler.

CHARLESTON DISTRICT: Angelle Beaty, Evelyn Burwell, Thomasina Conyers, Linda Gadson, Harold Goodyear, James C. Hunter, Gerald Mackey, Angelin Simmons, Virginia Stafford, David Surrett, June Willson.

COLUMBIA DISTRICT: Mollie Bame, Michael Bingham, Thomas J. Bowman, Daniel Burbage, Megan Gray, Larry Hays, Brenda Hook, Charles A. Hutchins, Kyle Nash, Martha F. Thompson.

FLORENCE DISTRICT: Charles Appleby, J. Jeannette Cooper, Michelline Cooper, Samuel B. Cooper, Evelyn Fulmore, Donald E. McAllister, Sr., Patricia McGill, Laurence McIntosh, G. Dane Morehead, George Summers, Cynthia Williams.

GREENVILLE DISTRICT: Janice Fredrick-Watts, Pat Gannaway, Renee Garrison, Enrique Gordon, Rudolph Gordon, Lavelle B. Marshall, Wayne Rhodes, John Rush, Barbara Ware.

GREENWOOD DISTRICT: Bill Begemann, Sally Berry, Rebecca Etheredge, David Goforth, David Henderson, Louis Mims, Willie Lee Morris, Mary Lynn Polk, Karen Radcliffe, Carol Peppers Wray, Bobbie Taylor.

HARTSVILLE DISTRICT: Dyron Anderson, Debra Anderson-Joe, Roberta Balthrop, Telley L. Gadson, Bob Hart, Max Jackson, Robert L. Malachi, Valerie K. Mireb, John W. Mims, Judy Walker, Ruby Williams.

MARION DISTRICT: William Altman, Robert Harper, William Jones, A. LaFon LeGette, Jr., Carolyn W. Little, David Lovell, Lynn McElveen, Betty Moss-McGuirt, J. Leon Newton, Sandra Stevens-Poirel, G. Edward Usher.

ORANGEBURG DISTRICT: Alexander Baker, Bob Barrett, Sherry Eisom, Judy Hames, Leonard Huggins, Dewitt Livingston, George F. Manigo, Annie H. Sistrunk, Anne Weathers, David Williamson, Harold Witt.

ROCK HILL DISTRICT: Gene Bryant, Diana Currence, Anna Feagin, Teresa Glass, Donnie Little, Donald Love, Randy Madsen, Mary Jean Martin, Gayle Summey, Frederick Yebuah.

SPARTANBURG DISTRICT: Bob Anderson, David Caughman, Scott Fleming, Kelly Gallamore, Lynn Gilliland, Martha Hayes, Frank Lybrand, Earline Powell.

WALTERBORO DISTRICT: Jervey B. Fields, Sr., Pamela Goodwine-Glover, Jerry Harrison, Roger Hudson, Jackie Jenkins, Judy Lee, Michael S. Leonhardt, Albert Middleton, Otis Scott, Jr., Sabrina Singleton

DISTRICT BOARDS OF TRUSTEES
2011- 2012

ANDERSON DISTRICT: Luther Bowman, Jimmy W. Dillard, Emmie S. Gurley, Jim Lemons, Jake Rowell, Donnie Sargent, Randy M. Taylor.

CHARLESTON DISTRICT: Nancy Broomall, Daniel Flessas, Wayne Hester, Carolyn Howard, Janice Mabey, Jeanette McDowell, Lorenzo Moses, Edmund Pinnacle.

COLUMBIA DISTRICT: Robert Beamer, Janet Cotter, Belva Hamer, Flo Johnson, Richard B. Pool, Leo Richardson, Reginald D. Wilson.
FLORENCE DISTRICT: J. Michael Arant, Edneta Conner, Miriam Culberson, Gerald Hicks, Olin James, A. Russell Martin, Donald E. McAllister, Richard McClary, George Thomas.
GREENVILLE DISTRICT: Carol Allison, Fred Bostic, Hank Brooks, Sr., Joan Davis, Nancy Hunter, Lydia Lomax, Emanuel Munroe, George Scott, Cam Treece.
GREENWOOD DISTRICT: Joyce Crouch, Lou Doolittle, Tim Etheridge, Jane Fairburn, Terry Hawkins, Jim Kelly, Harriet Mays, Willie McLaughlin, Charlie A. Short.
HARTSVILLE DISTRICT: Franklin R. Garrett, Tim Griggs, Rebecca J. Huguley, Roberta C. Josey, Barbara Graham, Billy Lee Lynch, Jr., Valerie K. Mireb, Robin Diane Miles, Cornelius Nanton, Calvin Washington.
MARION DISTRICT: Trudy Drawhorn, Charles Jordan, Joe Moffett, Helena Odom, Walter Tart, Phil Thompson.
ORANGEBURG DISTRICT: Curtis Felkel, Helen Geiger, Jake Jacob, Joann Martin, Edgar McGee, James McGee, Thomas Pearson, Barbara Townsend.
ROCK HILL DISTRICT: Bob Cate, Jacqueline Connelly, Harry Gindhart, Mike Morris, Hank Owens, Maureen Peay, Delores Sutton, Michael Sturkie, Ernestine Wright.
SPARTANBURG DISTRICT: Charles Atchison, Doug Gilliland, Sara Shingler.
WALTERBORO DISTRICT: Ollie Boyd, Alton Goodwin, Jerry Harrison, Timothy Mizzell, Mathew Profit, Barry Stephens.

G. Other Organizations

SOUTH CAROLINA CONFERENCE UNITED METHODIST MEN

OFFICERS

President: Dale H. Sherrin, 2338 Deertrack Circle, Lancaster 29720
Vice President: Herman Lightsey, 9 River Bottom Road, Irmo 29063
Secretary: Kyle Brown, 2400 N. Hwy 25, Site 37, Travelers Rest 29690
Treasurer: Daniel Canada, 4609 Misty Vale Lane, Columbia 29210
Chaplain: Rev. David Anderson, 104 River Bluff Way, Columbia, SC 29210

Coordinators

Spiritual Life Coordinator: L.W. Smith, III, 301 Park Lake Road, Columbia 29223
Prayer Advocate Coordinator: Clayton Easter, 24 Smokehouse Drive, Simpsonville 29681
Scouting Coordinator: Pat Long, 118 Woodcliff Court, Simpsonville 29681

District Officers

Anderson District: Aaron O. Gunderson, 118 Philip Street, Abbeville 29620
Charleston District: Steve Price, 1413 Waterlily Drive, Mt. Pleasant 29464
Columbia District: Herman Lightsey, 9 River Bottom Road, Irmo 29063
Florence District: Edd Cunningham, Mount Carmel Road, Hemmingway 29554
Greenville District: Hardy Auston, 6205 White Horse Drive, Greenville 29611
Greenwood District:
Hartsville District: Dyron Anderson
Marion District:
Orangeburg District: John Gaither, 108 Wildflower Court, Eutawville, 29048
Rock Hill District: Marvin Horton, 124 Sterling Drive, York 29745
Spartanburg District:
Walterboro District: Alvin Glen, 1354 Main Street, Dorchester 29437

Nominations and Support

Nominating Committee Chair: William C. Smith, 110 Shady Creek Ct., Greer 29650
CCCM Staff Consultant: James S. Arant, 4908 Colonial Drive, Columbia 29203
Resident Bishop: Mary Virginia Taylor
Conference Lay Leader: Joseph E. Heyward, PO Box 384, Florence 29503
Cabinet Representative: Charles L. Johnson, Sr.

Ex-Officio

Immediate Past President: Robert Scarborough, 278 Pen Branch Road, North 29112

SOUTH CAROLINA CONFERENCE UNITED METHODIST WOMEN

EXECUTIVE COMMITTEE

President: Linda DuRant, 121 Pebble Creek Road, Chapin 29036
Vice President: Marlene Spencer, PO Box 10, Clover 29710
Secretary: Betty Swinton, PO Box 723, Dillon 29536
Treasurer: Jean Elmore, 203 Shore Rush Drive, Pawleys Island 29585
Communications Coordinator:
Ann Alexander, PO Box 392, Clover 29710
Secretary of Program Resources:
Judy Roumillat, 4515 Paramount Drive, North Charleston 29405

Chairperson, Committee on Nominations
Janice Eaddy, 101 Winners Circle, Lake City 29560

Mission Coordinators

Spiritual Growth: Ann Efird, PO Box 307, Graniteville 29829
Membership Nurture & Outreach:
Willamae G. Mackey, 229 Southgate Drive, Roebuck 29376
Social Action: Rebecca N. Rochester, 3970 Beray Court, Rock Hill 29732
Education and Interpretation:
Susan H. Jones, 848 Malibu Drive, Columbia 29209

School of Christian Mission

Dean: Jenny Rollins, 139 Waterlinks Drive, Chapin 29036
Assistant Dean: Alfa Tisdale, 706 Langford Road, Blythewood 29016

Appointees

Appalachian Ministries Network Representative:
Imogene Steele, 5172 Camp Creek Drive, Lancaster 29720
Wallace Family Life Center Board of Directors:
Mary Agnes Jenkins, PO Box 1938, Orangeburg 29116
Achives/History Chairperson:
Earline Powell, PO Box 36, Startex 29377

District Presidents

Anderson: Jane Hallums, 321 Mary Ann Street, Easley 29640
Charleston: Eartha Goodwin, 2751 Bohicket Road, Johns Island 29455
Columbia: Betty Void, 149 Havenwood Drive, Gaston 29053
Florence: BJ Collins, 4608 Moore Road, Effingham 29541
Greenville: Juanita Bowens, 601 New Dunham Bridge Road, Greenville 29611
Greenwood: Willie LaGroone, 106 Shurlington Lane, South, Hodges 29653
Hartsville: Martha Swinton, 460 E. McIver Road, Darlington 29536
Marion: Velva Ellerbe, 1853 Marion Street, Georgetown 29440
Orangeburg: Evelyn Pauling, 1865 Providence Road, Orangeburg 29118
Rock Hill: Jackie Roach, 2810 Bonnybrook Circle, Rock Hill 29732
Spartanburg: Mary Lou Gregory, 210 Glendale Road, Union 29379
Walterboro: Elizabeth Duncan, 45 Foreman Hill Road, Bluffton 29910

Ex-Officio

Resident Bishop: Mary Virginia Taylor
Cabinet Representative: Lillian Washington
Connectional Ministries Representative:
General Board Global Ministries Director, Women's Division
Sue Owens, 1286 Montview Street, Spartanburg 29307
Southeastern Jurisdiction Core Planning Group:
Evelyn Burwell, 4143 Nature View Circle, Johns Island 29455

SOUTH CAROLINA CONFERENCE HISTORICAL SOCIETY

President: Rev. Franklin B. Buie
Vice-President: Ann A. Mullis, 1325 Mullis Road, Blythewood 29016
Secretary-Treasurer: Rev. Roger M. Gramling
Editor, The Mark: A.V. Huff, 30 Glenrose Avenue, Greenville 29609

MEMBERS OF GENERAL BOARDS OF THE UNITED METHODIST CHURCH 2008-2012

Connectional Table
W. Timothy McClendon
General Board of Church and Society
Ernest Etheredge
General Board of Discipleship
Katherine James
General Board of Pension and Health Benefits
Joseph E. Heyward
United Methodist Publishing House
Betty Moss McGuirt
General Board of Global Ministries
John A. Redmond
General Commission on Archives and History
A.V. Huff, Jr.

General Commission on United Methodist Men
L.W. Smith
General Council on Finance and Administration
Emily Rogers

Members, Southeastern Jurisdiction Committee on The Episcopacy

Carolyn Briscoe
W. Timothy McClendon

SECTION III

LAY MEMBERS OF THE ANNUAL CONFERENCE

(● Indicates Signed Credential Sheets)

LAY MEMBERS OF THE ANNUAL CONFERENCE BY VIRTUE OF THEIR OFFICE

Conference Lay Leader:	• Joseph E. Heyward
Conference Director of Lay Speaking Ministries	• Michael Cheatham
President, United Methodist Women:	• Linda DuRant
President, United Methodist Men:	• Dale Sherrin
Conference Council on Youth Ministry:	Brook Mogy
Chair, SC United Methodist Student Movement:	Mattie Long
Chair, Conference Young Adult Movement:	Angela Johnson
Conference Scouting Coordinator	• Pat Long

DISTRICT LAY LEADERS

Anderson District:	• Freda Brock
Charleston District:	• June Willson
Columbia District:	• Brenda Hook
Florence District:	• Cynthia Williams
Greenville District:	• Barbara Ware
Greenwood District:	David Salter
Hartsville District:	Max Jackson
Marion District:	• David Lovell
Orangeburg District:	Robert Barrett
Rock Hill District:	• Donald Love
Spartanburg District:	• Earline Powell
Walterboro District:	John Allgood

DIACONAL MINISTERS

(Diaconal Ministers are listed separately in Section XII.)

ACTIVE DEACONESSES

• Mary Lou Edens
• Geneva B. Williams

YOUTH AND YOUNG ADULTS ELECTED BY THE DISTRICTS

Anderson District:	Patricia Cloninger
Charleston District:	• Emily Rogers
	Demonte Reed
Columbia District:	• Mitchell Brown
Florence District:	
Greenville District:	John Weise
Greenwood District:	• Jessica Morris
Hartsville District:	• Jeffrey Tadlock
	• Will Reynolds
Marion District:	Kanny Bright
	• Michael Chapman
Orangeburg District:	
Rock Hill District:	Corey Moore
	Caitlin Sitte
Spartanburg District:	Faith Peters
	Emily Scales
Walterboro District:	• Rhonda Jones
	Kendarius Robinson

LAY MEMBERS OF THE ANNUAL CONFERENCE

ELECTED BY CHARGES

	Lay Members	Alternate Lay Members
	ANDERSON DISTRICT	
ABBEVILLE:		
Bells	• George Jameson	Harold Campbell
Grace	• June Prince • Rayford Prince	Nancy L. Erwin Terry Erwin
Main Street		• Mary Lou Edens Susan Keaton
Sharon-Smyrna	• Ron Wilson	Susan Gladden Marilyn Little
ANDERSON:		
Anderson Circuit	• Patricia Jackson	Jacory Cleveland
Homeland Park-Sandy Springs-Bethel	James Bates	Ann Revis
New Hope	• Nancy Bouknight	
South Anderson Charge	• Pat Cheatham	• Elizabeth Keaton
St. John's	Doris Hoover Robert Hoover Helen Sloan	Isabel Alexander Shirley Galloway Wayne Galloway James Smith Margaret Smith
Thompson Centennial-Bethlehem	Doris Baskins • Toya Bowman	Carol Sherod Dorothy Woolridge
Toxaway-John Wesley	• Beth Addis	Dewey Freeman
Trinity	• Randy Dill • Fred Marchant • Joyce Wood	Chris Lynch Vivian Marchant
Zion	• Cheryl Carlisle	Diane Snarski
BELTON:		
Latimer Memorial	• Sarah Blackwell	Bob Emhoff
Union Grove	• David Smith	Terry Cox Cecile Craven Harrison Ellison
CALHOUN FALLS:		
Calhoun Falls	Bob Pettigrew	
CENTRAL:		
Mount Zion	• Miriam Coffman	Sharon Chandler
CLEMSON:		
Clemson	• Carolyn Briscoe • Dorothea Dowler • Bob Sheffield • Lyn Sheffield	• Bill Dowler Cheryl L. Kelly
Lawrence Chapel	• Doris Madden	Patti Cannon Elaine Masceri Nancy Reid Charlie Roberts
DUE WEST:		
Gilgal-Shiloh	• Andrea Patterson	
EASLEY:		
Arial-Tabor	• Grace Houston Verne Swan	
Bethesda	• Linda McManis • Dennis McManis	Richard Kingman
Easley Charge	• Martha McKinney	David Hunter

Fairview - St. Paul	Janet Hopkins Jean Pace	
First Church	• Jeff Fogle Mike Galloway • Chris Garrison • Jan Jackson	Melinda Hoover Joe Thornton
St. Andrew	• Erin Grayson Kate Hyder	Thomas Owens Bob Sampson
Zion	• Wilton Golbourne	
HONEA PATH:		
Chiquola-Donalds	Kitty Arflin	Jim Smith
Trinity	• Charlotte Black	Richard Powell Peggy Rawl
IVA:		
Bethel-Ruhamah	• Ben Atkinson	Mary Todd
LIBERTY:		
Liberty	Sharon Hughes	• Jennings Farr
PELZER:		
Pelzer - Beulah	Janice Moore	
PENDLETON:		
Pendleton Charge	Shirley Haygood • Elizabeth Hunter	
Pendleton	• Jay Browder • Kim Browder	Burney Drake Harry Dunlap Becky Oliver Larry Oliver James Phillips Marthanna Phillips
PICKENS:		
Grace	• Connie Bowers Patricia Haskett	
Mount Bethel-Porter's Chapel	• Don Holcombe	Tina Carver Frank Clendening Jean Holcombe Greg Nix Logan Nix Tracy Nix Paula Watts
PIEDMONT:		
Shiloh Station	• Doug Hood	Troy Davis
SALEM:		
Salem	• Steven Mann	Al Finfrock Jane Finfrock Lloyd Fulmer Sarah Fulmer Jean Mann
SENECA:		
Ann Hope-Friendship	• Cheryl Crenshaw	Mark Thompson
New Harmony-Robinson Chapel-Union	• Rubielee Addison	Shelby Henderson
St. Mark	• Paul Agnew • Gladys Chastain • Marlene Edmund • Carolyn Keese • Jane Pridgen	Bill Shimel
STARR:		
Starr Charge	Kenny Turk	Charles Fairchild
TOWNVILLE:		
Dickson Memorial	• Marie Fowler	Joyce Davis

WALHALLA:

St. Luke-Zion	• Jo Jo Nixon	Barbara Biggers Carla Hedden Meg Peeler

WESTMINSTER:

Double Springs-Rock Springs	• Debbie Franks	Sammy Henry
Hopewell	• Paul Gauder	Bill Weeks
Westminster-Chicopee	• Jeanne Comfort • Reg Tatum	Dorothy Mainous

WILLIAMSTON:

Fairfield	• Genovia Dawkins	Johnnie Jackson
Grace	Diane Looper • Anita McFalls	
Williamston Charge	Irene Jackson • Frances Wright	Darlene Jackson Linda Reynolds

CHARLESTON DISTRICT

BONNEAU:

Berkeley Circuit	• Linda Diane Thomas	Shirley Gaskin
Ebenezer-Hood's Chapel	Jackie Caddell David Kappel	• Marie Caddell

CHARLESTON:

Aldersgate	• Ruby Hannah	Doris Sullivan
Asbury-St. James	• Bill Gowder	Alta Kaiser
Bethany	• Betty Lemacks	• Ginny Hodges
Bethel	• Max Mahaffee • Iona Sanders • Susan Tanis	Fitz Hardin Russell Mims
Centenary	• Elizabeth Johnson	Linda Bryant Sonya Rivers
Charleston Korean	Ki Heung Kim	Young Wook Park
Cherokee Place	• Pam Ridgway	Linda Heape
Cokesbury	• Patsy Patterson • David Wiley	Jerelyn Jackson Charles Short
Epworth	• Barbara Taylor	
Grace	• Mary Sue Graham • Charles Heller	Mary Helen Stanlick
John Wesley	• Dave Garner • Lee Metz • Hope Murphy • Travis Rogers • Chuck Setterland • John Smyth	Melba Johnston Bob Johnston
Midland Park	• Violet Legette	Frank Fuller
Mount Carmel	• Angela Washington	Danielle Davis
New Francis Brown	• Evelyn Burwell	Brittany Russell
North Charleston	• Clyde Anderson • Mary Anderson	Pat Kemmerlin Randall Kemmerlin Caryle Singletary Peggy Singletary
Old Bethel	• Melvina Watson	Sharon Gilliard
St. Andrews	• Judie Waterhouse • Steve Waterhouse	

St. Mark	• James Ratledge • Dick Wooden • Eloise Wooden	Pratt Shaw Gary Shealy
Trinity	• Dewey Campbell	Betty Hund Bill Nettles
Washington	Anna Dessaure	Lorraine Green
Wesley	• Cassie Watson	
CROSS:		
Cross	• Susie Johnson Constance Wilborn	Luther Green Eartha Middleton
Friendship	• Celeste Singletary	Joseph R. Cross, Jr.
Greater St. Paul	• Alice Pickney	• Lee Jerod
EDISTO ISLAND:		
Wesley Memorial-Edisto Island	• Angelle Beaty	Suzy Nelson David Smoak
FOLLY BEACH:		
Folly Beach-St. John	• Barbara Knight	Howard Felder
GOOSE GREEK:		
Goose Creek	• Roberta Watsky • Sherran Wingler	Janie Thacker
St. James	• Richard Thompson	Ken Malchiodi
HOLLYWOOD:		
Ravenel	• June Davis	Renae Sistare
HUGER:		
St. Thomas Charge	Myrtle Richardson • Dot Scott • Stephanie Stafford	Ella Chisolm Pearl Nesbit Oleather Smith
ISLE OF PALMS:		
First	• Connie Lyda • David Phillips	Dick Johnson Laura Whitley
JAMESTOWN:		
Jamestown	Billy Cumbee	Bob Partridge
JOHN'S ISLAND:		
John's Island Parish	• Cheryl Glover	Annie Frasier Alice Ravenel
Wesley	• Shirley Legare	William Saunders
LADSON:		
Wesley	• Herbert Ravenel	• Carolyn Venner
McCLELLANVILLE:		
Sewee Santee Charge	• Myrtle Jackson	Nell Danilels
MONCKS CORNER:		
Centenary	• Jennie Scott	LaVerne Green
Cordesville	Stacy Limehouse	Carolyn Limehouse
Joshua	• Inez Bright	Myra Davis Gloria Elcherberger
Moncks Corner	• Maxine Tanner • Robert Tanner	Chris McLaurin Danny McLaurin
Smyrna	• Peggy Aldrow	
MT. PLEASANT:		
Hibben	• Bob Barton • Emily Ghassemzadeh • Jimmy Roberts • Bill Yeager	June Bohac Ron Bohac Shirley Cauthen Joanne Hamilton Warren Hamilton
Point Hope	Pat Goss	

PINOPOLIS:		
Pinopolis	• Ed Kennedy	Davey Hare
Wesley	• Mildred Vandergraff	Johnny Thompson
RIDGEVILLE:		
Lebanon Charge	• Janet Rudd	Teresa Hollman
New Hope	• J.C. Coward	Lillian Linder
ST. STEPHEN:		
Bethel	• Delores Watson	Sheryl Middleton Estelle Sellers
Jehovah	Bernard Rose	Robert Jenkins • Viola Paulin
Mt. Nebo	• Jessie Ravenell	Clarence Mitchell
New Light	• Alfreda Hill	Edna Green Edith Williams
St. Stephen Charge	• Jon Miller	
SUMMERVILLE:		
Bethany	• Ken Bonnett • David Braddon • Frank Grubb • Betsy Grubb • Lynn Harrison • Mac McLaurin • Rossie McLaurin • Berlin Myers, Jr. • Betsy Myers • Melissa Sutton • V.C. Sutton	Aubrey Carter Lola Carter James Chellis
Boone Hill	• Fred Kobbs • Diane Kobbs	Charles Smith
Enoch Chapel-Grove Hall	• Nola M. Montgomery • Sabrina Varner	Barbara Felder Cynthia Varner
Knightsville	• Teresa Strickland	Bill Newell
Stallsville	• Jim Randall • Suzanne Randall	Renee Bruce
Summerville Parish	• Gloria Greene	Bernett Mazyck Bernie Mazyck
YONGES ISLAND:		
Wesley	• Alfreda Brown • Patsy Polite	

COLUMBIA DISTRICT

BLYTHEWOOD:		
Trinity	• Arlene Andrews • Charlotte Barker • M.L. Bishop Gary Hartman • Claire Thompson	
Upper Richland	• Laura Ann Ballentine	• Patricia Frick • Ella Powell
Zion	Mike Griffith	
CHAPIN:		
Chapin	Norma Hamer • Rick Lamar • Lee Anne Lamar Randy Neil	Bud Hamer Bill Maybin Cliff McElveen Linda McElveen Kathy Neil • Maggie Seigfried

		• Steve Seigfried

COLUMBIA:

Asbury Memorial	• Mary Eames • Jim Neal	Ray Avant Reba Avant
Ashland	• Margaret Amick • Bob Crutchfield • Herman Lightsey	Jean Smith Bob Taylor Judy Taylor
Bethel	• Debbie Carter • Brenda Harper	Jim Wilson Marion Wilson
Bluff Road	• Glinda Tucker	
College Place	• Amber Nix	Tom Sanford
Columbia Korean	Jang Soo Hyun	Gregory Line
Epworth Memorial		
Fair Lawn	• Tammy Fulmer	Robbie Banks
Francis Burns	• Lee Edens • Wes Furgess Betty Mack • Dorothy Smith	Whitney Davis Cameron Latimore
Grace	Darrell Sweeney • Joyce Sweeney	Betty Arant Kitty Fasching
Greene Street	• Betty Bradley	Randy Rollins
I. DeQuincey Newman	• Janie Tuggle	Josephine McRant
Journey	• Sylvia Harris-Greene	Charmaine Tillett
Lebanon	• Lonnie Caughman	Clyde Lane
Main Street	Dan Bilderback • Chris Kirby	Hardy Merritt
Mill Creek-McLeod	• Jerry Poston	John Haddon
Mt. Pleasant-St. Luke	• Cynthia Leitner	James Johnson
Northeast	• Stan Luallin • Duane Sirhal	Kathy Bounds Thad Hinnant
Rehoboth	• Sherry Smoak	Dial Hook
St. James	• Lynn Jenkins	Ralph Clark Willis Jenkins
St. John	Holly R. Smith	
St. Mark	• Sally Davis	Rosemary Broom
Shandon	• Jerry Frank Crews • Mary Ann Crews • Carolyn Hall • Belva Hamer • Leanne Jarrett • Sonny Jarrett • Jennifer Parker • Catherine Rawl • Frances Tompkins	Susan Brant Jim Covington
Suber Marshall Memorial	Laura Davis	Edwin Hynson • Tesa Griffin Alex Long
Trenholm Road	• Bill Belvin • Susan Durden • Christine English • Hayes Mizell • Maggie Schwartz • Andy Shaffer • Mary Ellen Shaffer • Allen Stokes	Audrey Duffie Charlie Peebles

Virginia Wingard Memorial	• Burley Johnson • Ralph Ostrom	Jo Ann Wilson
Washington Street	• Charlotte Broome • Mike Broome • Deborah Rowe • Richard Rowe	Alan Jon Zupan Emily Cooper Nancy Epting Larry McWhorter Nancy McWhorter
Wesley	• Martha Gant • Barbara Lee Ida English	
Wesley Memorial	• Marlene Sipes	Nikki Ulmer
Whaley Street	• Sallie Hayes	Sarah Hendrix
Windsor	• Sally Turveville	Jackie Daniel
ELGIN:		
West Kershaw	• Teri Shell	Laura Mickelson
GILBERT:		
Beulah	• Roy Sox • Seretha Sox	Helen Edens Joan Fraley
Gilbert	• Donald Murray • Carroll Price	
Pond Branch	• Nick Pizzuti	Greg Davis
Shiloh	• Charles Thompson	Jerry Green
IRMO:		
Salem	• David Thomas • Martina Thomas	
Shady Grove	• John Bouknight, Sr.	Phyllis Crookham
Union	• Charles Ayer John Caudle • Jim Jones Dwayne Roberts • Besty Smith Brenda Teague • Jack Whitley • Lynn Willis	C.J. Marchese
LEXINGTON:		
Boiling Springs	• Walt Crozier • Charles Taylor	Junius Craps Janice Craps
Faith	• Cliff Whisnant	Kathy Williams
Lexington	• Sandra Anderson • Lynn Brewer • Elaine Elliott • Alisha Hansen David Peace • Phil Segui	David Teague Lynn Silvey
Mt. Horeb	• Chris Andrews Beth Bryant • Nancy Bull • Reed Bull • Bill Como • Peggy Como • Melvin Martin • Martha Thompson	Paul Mack • Becky Martin
Red Bank	• John D. Sease • Frieda Snelgrove • Jim Spence	Carl Shumpert Jerry Snelgrove Lonnie Winkler
WEST COLUMBIA-CAYCE:		
Brookland	• Preston Cantrell • Mike McGuire Vanessa Key	Wallace Thornton

Cayce	Amber Dufries • Jim Park • Martha Park	Todd Dufries
Mt. Hebron	• A.L. Geddings • Joe Layton • Christine Porter • Horace Porter • Bill Youngblood • Dianne Youngblood	Doris Layton
Platt Springs	• Flo Johnson • Bob Sargent • Helen Tarbox	Susan Busby
Shiloh	• Tommy Glenn	Vera Bolin
Trinity	• Francis Hipp	John Floyd
WINNSBORO:		
Fairfield Circuit	• Joey Beckham	
First, Winnsboro	• Jim Futrell	Jo Ann Futrell
Gordon Memorial/Greenbrier	• Wesley Harris	Rusty Easler

FLORENCE DISTRICT

CADES:		
Bethesda (Cades)	Tommy Patrick	Doug Eaddy Benji Rogers
Bethesda (Kingstree)	• Pallie McKnight	Elzena McKnight
Cades-Cameron	• Sara Lawrence	Libby McFadden
Faith	• Rebecca Gamble	Almeta Campbell Lucinda Green
Hebron	• Larry Owens	Colin Moore
FLORENCE:		
Central	• Eileen Blackwell • Cameron Bridgeman • Mary Davidson • John Frank • Taylor Pipkin • Carroll Player • Nancy Player	Gay Creedman Betty Hester Ann McCants Harvey Senseney
Cumberland	• Joseph Heyward • Dennis Sullen	Wilson Anne Addison Lonnie Davis
Highland Park	• Donna Pratt • Betty Price	Bobby Holland
Liberty-Friendship	• Tonia Bailey Will McLeod	Ernest Grimsley
Mars Bluff	• Lowell Manning	Denise Jackson Margaree Kelly Idella Richardson Norris Sellers
Pisgah	• Jeff Bateman • Anne Harris	Theron DeWitt
Quinby-Bethsaida	• Miriam Culberson	• James Holloman Mary Ann Lewis
St. Paul	• Richard Schubert • Sybil Schubert	Pat Willis
Salem	• Dorothea Bailey	Hazel Singleton
Tabernacle-Dawsey	• Carolyn James	Cecil Ward
Wesley	• Doris Deas	Robert Bethea

		Dianne Eagleton
GABLE:		
Lewis Chapel-Zoar	• Terry Prescott	Elizabeth Gray Stella Rogers • Carl Sanders
GREELEYVILLE:		
Greeleyville-Lane	• Sam Clarkson	• Larry Gilbert Virginia Jonte
Greeleyville Parish	• Roman Hilton	Deloris White
Mt. Vernon	• Wendell Brown	Shirlene Easler
HEMINGWAY:		
Ebenezer-Old Johnsonville	• Vickie Brown	Charles Carter
First	• Mary Sutton	Don Coker
JOHNSONVILLE:		
Johnsonville	• Wilson Hardee	Jim Carraway
Johnsonville Circuit	• Jane Chandler	Fran Hall
JORDAN:		
Jordan	• Dorothy Turbeville	• Dorothy Phelps
KINGSTREE:		
Elijah	• Dorothy Gilbert	Jeffery Fleming Octavia Fulton Deloris Murphey
Friendship	• Josephine C. Nesmith • Mary S. Nesmith • Sammie Pressley	
Jeremiah-Mt. Seal	• Edd Cunningham	Mark Cooper Michelline Cooper • Irma Eaddy
Jerusalem-St. Luke	• Ava Bradley	Virlee Bradlee
	• Cristean McClary	Jo Ann Lockhart Keshiea Scott
Kennedyville	• Mattie McKnight	Linda Cunningham Anetra Morris
Kingstree	• Trudy Rice	Rosa Cherry Salley Jenkinson
Kingstree Circuit	• Myra Nuttall	
Kingstree East	• Tasia Stackhouse	Flossie Fulton • Pernerva Thomas
Mt. Zion	• Rose S. McLaughlin • Sharon D. Washington	Veronica Clinkscales Delores J. Giles
St. Mary	Frank Burgess	Virginia Fulton Shirley McFadden
St. Michael	• Veronica Cooper	Martin L. Chandler
St. Paul	• Genevieve Burgess • Wendy Fulton	Richard Dukes James R. Fulton Tonya Tisdale
LAKE CITY:		
Lake City	• Kaye Brown • Mary Kelley	Nancy Floyd Charles Kelley
Lake City Circuit	• Ranata Cooper	Christine Graham
	• Melanie Dukes	Deloris Keels
Lake Point	Shirley Burgess	Cooper Shantay
Mount Beulah	• Della Brown	
Wesley Chapel	• Cheryl Hanna • Emma C. Martin	Lela Austin Marilyn Gaston

LYNCHBURG:		
Lynchburg Charge	Gayle Jans	Dora Jean Beasley Dennis Jans
Lynchburg Parish	• Michelle McDonald • Sylvia Scott Sandra Toney	Bernetha Bolden Dorothy McFadden Loretta Thomas
MANNING:		
Manning	• Carolyn Coffey • Kay Kirkpatrick	Kathryn Ard Stephanie Black Betty Coffey Billy Downer Larry Ellis
MORRISVILLE		
St. Paul	Nathaniel Scott	Andria Morris-Thompson
NEW ZION:		
New Zion	• Margie Fleming	Mandy Barwick
OLANTA:		
Olanta-Coward	• Joyce Floyd • James A. Lewis	Billy Carraway
PAMPLICO:		
Bethlehem	• Gayle Morgan	Bennie Eaddy
Pamplico	• Joyce Porter	Pat Finch Gerald Hicks
PINEWOOD:		
Pinewood	• Earle Rowland	Parker Coulliette Julian Hynes Al Pridgen
SCRANTON:		
Scranton-St. John	• Julia Floyd	Dianne Cole Ann McElveen Pat Singletary
SHILOH:		
Shiloh	• Azilee Dickey • Marlene Lowery • Annie White	Vivian Goodman Bernice McElveen
SUMMERTON:		
Summerton	• Gene Failmezger	Carol Myers
TIMMONSVILLE:		
Mt. Zion	Frank Lowery	Delois Daniels
St. Luke	• Cassie Lowery	Betty Brown
Timmonsville-Salem	Todd Boice	• Nita Tolson
TRIO:		
Trio	• Douglas Walters	Tommy Altman Miriam Donnelly Norman Rowell Victor Rowell Christine Smoak
TURBEVILLE		
Turbeville	• Don Smith	Rosalynne Watford
UNION:		
Union:	• Dohnree Cribb	Rebecca Mixon

GREENVILLE DISTRICT

EASLEY:		
North Easley Charge	• Joyce Palmer	Martha Holcombe
FORK SHOALS		
Lebanon	• Larson Boyer	Rebekah Trieper
Pisgah-Oak Hill	• Lena Horton	

FOUNTAIN INN:

Trinity	• Mary Ann Phillips	

GRAY COURT:

Bramlett-Owings	• Gail Owens	Terry Anderson Mike Owens
Dials-Shiloh	• Kenneth Carter	Kathy Coffman Marlene Mixon
Gray Court-Trinity	• Allan Murphy	Jane Conrath Jennifer Murphy
Green Pond	• Ann Vaughan	Fran Palinkas

GREENVILLE:

Aldersgate	• Jocie Ashworth • Scott Bach-Hansen Scott Bagley • M.J. Ellison Barbara Kay Bob Kay Debbie Strickland	• Angela Bruce
Berea Friendship	• Marsha Disher	Blanche Creswell
Bethel	Mildred Whisnant	• Anthony Snyder
Buncombe Street	• Lou Ellen Davis • Jim Doolittle • Judy Lackey • Sandy MacMillan • Bobbie Pritchard • Less Pritchard • John Redmond • Cindy Stewart • Mark Stewart • Jeff Wilson	Julia Turlington
Christ	Dick Ross Pam Ross	Jean Dickson Mike Dickson
Disciples	• Catherine Cuneo	• Mary Berry Betty Stansell Dan Stansell
Dunean-Brandon	• Rusty Godfrey	Don Curry Emmy Curry Brenda Fowler Charlene Paxton
East Greenville	• Myra Williams	Sonya Harris
Francis Asbury	Cece Burnett	Doris Ables
Greenville Parish	Judy Irby • Joyce Mosley	Brenda Mayfield Willie Mae Miller
John Wesley	• Fred Bostic	Geneva Jones
Laurens Road	Linda Dillshaw	Elaine Jennings
McBee Chapel-St. John	Suzi Knebusch	
Monaghan	• Anne Morgan	Betty Vaughn
Northside	• Olin Jones	Lorraine Jones Jim Little
Piedmont Hispanic Mission		
Piedmont Park	• Evelyn Cole	
St. Mark	• Ginger Russell	
St. Matthew	• Betty Davis • Tom Harvey	L.C. Julian
St. Paul	• Jamie Robinson	Amie Lee

Salem	• Andy Johnson	Dale Mason
South Greenville	• Pauline Roubaud	
Trinity	• Larry Gaither Wallace Harper	Becky Ledbetter
GREER:		
Covenant	• Marilyn Boyer • Richard Hardison • Doug Lowery • Tim Northcutt • Susan Singleton	Becky Hardison Linda Johnson Larry Nichols
Faith	• Bill Smith	• Susan Smith
Few's Chapel	Tim Roberts	Ben Few
Grace-Zoar	• Nora Fiske Charles Osgood	
Greer Circuit	• Tonia Bennett	Lisa Murphy
Greenville Korean Mission		
Jackson Grove	James H. Knight	
Liberty	Annette Millard	
Liberty Hill-Woods Chapel	• Carolyn Hamby	Sue Wood
Memorial	• Chuck Wallace • Conrad Robertson	Beannie Robertson Joan Wallace
Mountain View	• Harriet Aaron	Jim Crumpton Charlotte Newton
Sharon	• Gene Snow	Darwin DeYoung Dorothy DeYoung Gerald Snow
Slater	Kelly Watson	Dave Catlin John Gunther Tom Howard
Victor	Jack Avery	Gwen Wall Richard Wall
MAULDIN:		
Mauldin	• Phyllis Baur • Jerry Campbell • John Center Derrick Chandler • Liz Cox • Kaye Crecente • Bill Hendrix	Dillard Bray Al Kreger
PIEDMONT:		
Augusta Road	• Ron Young	Ronna Brooks
Piedmont	Frank Vance	Ben Howard
SIMPSONVILLE:		
Advent	• Pat Barton Dianne Perry • Kim Sanders	
Bethel-Ebenezer	Deborah Orvin Jeff Thomas	Vicki Davis Melanie Phillips
Hopewell	• John Early	Maria Flanagan Gary Weaver
Simpsonville	M.J. Burke • Grace Carrowan Linda Latchaw Scott Latchaw • Ed Stallworth	

TAYLORS:		
Lee Road	• Lauren Hunnicut • Carlie McKain	Judy Johnson Kevin Johnson
St. Mark-St. Matthew	• Chuck Edwards • Joyce Lewis	Alphelia Duck Betty Golden Donna Mattison Emanuel Munroe Winifred Simpson
TRAVELERS REST:		
North Greenville	Evelyn Jones	Lelia Tolbert
Travelers Rest	• Frances Lockaby	
WOODRUFF:		
Emma Gray	Judy Haynes	Bill Black
Grace	Merle Ford	Barbara Callahan Audrey Wallace James Wallace

GREENWOOD DISTRICT

BATESBURG:		
St. John's	• Charles Adams	William Reynolds
BELVEDERE:		
Belvedere	• Joaun Hill	Pat Ochiltree
CLINTON:		
Broad Street	Gail Higdon • Robert Strock	David Needham • Betty Strock
EDGEFIELD:		
Edgefield	• Cynthia Bull	Elaine Parker
GRANITEVILLE:		
St. John-Warrenville	• Ann Efird • David Salter	Jim Lambeth
GREENWOOD:		
Aldersgate	• Lorene Hicks	Troy Hudgens
Bethlehem	Larry Calliham	Jackie Lathem Jane Tucker
Branch Hill-Martha's Chapel	• Rebecca Etheredge	• Laloree Perkins
Cokesbury-Hodges	• Lina Blizzard	Boots Corley Hobie Erickson
Ebenezer	Archie Beauford	
Greenwood-Ninety Six	• Kenneth Chappelle	Willie McLaughlin
Lowell Street	• Jim Ballard	George Williams
Lupo Memorial		
Main Street	• Kit Adkins • Harriett Mays • Marilyn Murphy • Mary Lynn Polk	Charlie Maloney
Mathews-Harris	Ann Landis • Jo Ann Stone	
Mt. Carmel	• Susan McLaughlin	Glenda Hilley
Mt. Lebanon-Kinards	• Robert Hawkins	Jo Ann Burroughs
Panola	• Dennis Beauford	Tommy Donn
Rehoboth	• Bill Rambo	Saundra Dominick Barbara Rambo
St. Mark	• Paige Holley • Russell Holley	Pam Garren Steve Garren

	• Chris McCoy • Ray McCoy • Steve Reeves	Kay Reeves
Tranquil	• Rut Hammond	Phillip Davis Jane Price
Troy	Ronnie Fox	Pat Fox
JOANNA:		
Epworth-Springdale	Richard Finley Judy Weaver	Joel Leckie
JOHNSTON:		
Johnston-Harmony	Chris Clancy • Melanie Gibson	Faye Adams Jack Dixon Dan Henderson
KINARDS:		
Hopewell-Sharon Charge	Kevin Moore	
LANGLEY:		
Langley-Bath-Capers Chapel	Jackie Harley • Connell Scott	Pat Harley Carl Riddick Mary Ann Scott Louise Smith
LAURENS:		
Central-Sandy Springs	Elise Osborne	
First	• Jim Moore • Smith Patterson	Iris Navarro Joanne Thomason
Laurens Charge	• Rewa Gist	Linda Anderson
St. James	• Dwight Martin	Helen Short
LEESVILLE:		
Leesville	• Hazel Short • Jim Short	Chris Quattlebaum Martin Quattlebaum
McCORMICK		
McCormick	• Phil Bailey • Ron Taylor	Edith Arant Dot Bandy
Plum Branch Charge	• J.C. Brown	Michael Barron Nan Goff
NEWBERRY		
Central	• Harriett Rucker	
Epting Memorial-Lebanon	• Phil Ruff	Rick McCutcheon
Greenwood District Hispanic Ministry		
Lewis Memorial	• Marvin Calloway	Steve Graves
O'Neal Street-Ebenezer	Vicki Folk • Lewis Lee	James Folk Andrew Shealy
Trinity-New Chapel	• Frances Pitts	Joe Lake
NINETY SIX:		
Cambridge	• Patricia Henderson	Mickey Goodman
St. Paul	• Lynne Chandler	
NORTH AUGUSTA:		
Grace	• Jim Fernstrom • Sharon Fernstrom • Lonzo Gibbs • Margaret Gibbs • Dave Redmond	Carolyn Dickson Jim Dickson
POMARIA:		
Mt. Pleasant	• Mikell Dyer	Willie Morris
Pomaria Charge	• Judy Amick	Barbara Lindler Brenda Mattox

PROSPERITY:		
Wightman	Bill Joyner • Jeff Waites	Ike Allred • Lynda Counts
Zion	• Shelby Wilson	Jerry Koon Peggy Koon Mickey Wilson
RIDGE SPRING:		
Ridge Spring Charge	• Jimmy Brunson	Pauline Brunson John Owen Clark
SALUDA:		
Bethany-Zoar	• Bill Begemann • Clara Riley	
Bethlehem-Gassaway	• Karen Hightower	
Butler-Shiloh	• Donnette Martin	
Emory-Nazareth	• Wayne Fulmer • Della Kirkland	Truman Lake Joe Rinehart Sylvia Rinehart
St. Paul	• Nancy Grasso	Dan Guy
TRENTON:		
Trenton-McKendree	Virginia Hammack • Mary Jo Simmons	Julie Jordan
VAUCLUSE:		
Pentecost-Vaucluse	• Mike Sheehan	Nell Eubanks Kay Kitchens
WARE SHOALS:		
Mt. Bethel-Kings Chapel	Wayne Fricks • Charles Sullivan	Wanda Woody
Ware Shoals-Harmony	• Tommy Holley	Judy Dorn
WATERLOO:		
Soule Chapel	• Marjorie Toney	Martha Anne Arant
Waterloo	• Nancy Deloach	Chris Dawson

HARTSVILLE DISTRICT

BETHUNE:		
Bethune	• Baron McCaskill	Carl Graham
BISHOPVILLE:		
Bethlehem	• Dorothy McLamb • Linda Sutherford	Sandra Lee Katherine Woodham
Bishopville Circuit	• James Lloyd	
Hebron	• Joyce McKenzie	Danny Griggs
Mechanicsville	• Deborah Richardson	Richard Boone Georgia Franklin
Mt. Zion	• Alfred Moses	Mary Davenport Edward Ellerby Richard Reddick Shirley Scott Wanda Simon Tawanda Tate
St. Matthew Circuit	• Ralph DeMarco	Jay Hazen
CAMDEN:		
Camden First	• Debra Edwards	Doris Perry
East Camden	• Jessie Halley	Dale Nelson Jacqueline Greene-Stuckey
Good Hope Wesley Chapel	• Johnny Johnson	Albert Davis Linda Hall Derrick Stanley

Lyttleton Street	• Bob Bowen • John Kelly • Richard Wilhite • Ruby Wood-Kelly	Carolyn Brown David Brown Doris Wilhite
St. Paul	• Sandra Gibson	• Betty Miller
West Camden	• Dorothy Kirkland	Bertha Belton
CHERAW:		
Cheraw Parish	• Neil Williams, Jr.	Wanda Dockery Willie McNeil
First Church	• Mary Burr • Bob Lockey	• Crawford Moore
Mt. Olivet-Pleasant Grove	• Shelby Hyatt	Ron Johnson
Wilkes Chapel - Bethesda		
CHESTERFIELD:		
Chesterfield Parish	• Retha Mae Thomas	Sue Jackson
Shiloh	• Bernadine White	Monroe Gaskins
St. Paul	• Bobby Griffith	Bill Stubbs
Zoar	• Linda Richardson	Mary Beth Freeman
DARLINGTON:		
Indian Branch-Twitty	• Margie Edwards	
New Providence	• William Dubose, Jr.	Gladys Charles
Pine Grove-Epworth	Linda Allen	Joyce Miles
St. James	• Debra Williams	Andrena Pooler
St. John-Wesley Chapel	• Joseph McPherson	Sharon Dubose
Shiloh	• Barbara S. Graham	James McAllister
Trinity	• Richard Bailey • Jeffery Tadlock	Joe Mims Nan Mims
West Darlington	Bruce Johnson	• Sullie Lane
HARTSVILLE:		
Bethlehem-Prospect	• Jerry Byrd	Mickey Mixon
Centenary-Kingsville	• Clelia Thomas	Kitty Patterson
Kellybell-Sandy Bluff	• Bettie N. Toney	
Mt. Beulah-New Hope	• Melinda Brown	Brenda Blakney Gloria Ponds
New Market-Tabernacle	• Janice Johnson	Diane Haney
St. Luke	• Gerald Coffee • Belinda Copeland • Marty McCulloch • Lloyd Williams	James L. Crowe
Wesley	• Carol Stackhouse-Hall • Jean Watkins	Bobby McGee Kathy Ownley Howard Tucker
JEFFERSON:		
Jefferson Charge	• Dwight R. Johnson	
Jefferson Parish	• Pamela Hough	Heyward F. Kennedy Rosea Miller Mollie Price Sharon Robinson Braber Spell Gerald Watson Susie Watson
LAMAR:		
Lamar	• Gordon Brown	Fran Knotts

Lamar Circuit	• Doris Windham	Nellie Amerson
Lamar-Ebenezer	• Emma Jones	Lillie Stephenson
LUGOFF:		
Lugoff Parish	• Freda Murphy-Belton	Lenora Sinkler Barbara White
St. John's	• Millie Bryant Barry Julian	Regina Henson
Unity	• Cornelius Nanton	Cheryl Rogers-Smith
LYDIA:		
Wesley Chapel	• Geneva Jones	Wiley Alexander
McBEE:		
McBee Charge	• David H. Robinson	Judy Sullivan
Union	• Frankie Gaskins	Kathryn Morrison
OSWEGO:		
Bethel	• Betsy Ridgeway	Linda Barnard
Oswego Circuit	• Dyron Anderson • Jacob McLeod	
PAGELAND:		
Oro	Gail Shine	Gloria Myers
Pageland	• Walt Bray	Roger Bragg
Salem	• Brian Mungo	Betty Lockhart
Zion-Zoar Charge	• Ida Mae Smith	Sherry Thomas
REMBERT:		
Rembert-St. John	• Jamie Kendall	John Lindenlauf
RUBY:		
Ruby	• Richard Rhymes	James O. Taylor
SUMTER:		
Aldersgate	• Dennis Bolen • Cecil Crayton • Milton Shuping	Wayne Taylor
Dalzell	• Sandi Edens	Ray Mills
Emmanuel	• Myrtle Johnson	Joyce Buie
Mt. Zion-North Sumter	• Betty Durant	Carola Montgomery
St. James	• Elizabeth Butler	
St. John	• MaryLou Smith	
St. Mark	• Mary A. Johnson	Gwendolyn T. White
St. Mark's	• Mary Bailes	Laura LeGrand
Trinity	• Gene Patterson Shirley Patterson • Anne Walker	Laura Ayers Alvis Bynum Mary Howle Mac Sprott

MARION DISTRICT

ANDREWS:		
Trinity	• Patsy Towne • Willie Towne	Bill Gaskins Martha Lynn Gaskins
AYNOR:		
Aynor	• Diane Bagnal • Dot Edwards	
Pisgah	• Larry Mudd	Carolyn Thomas
Rehoboth-Zoan	• Debra Smith	Miriam Strickland
BENNETTSVILLE:		
Bennettsville Circuit	• Flora Lovely	Katie Diane Harrington

Bennettsville Parish	Carol Bailey	• Sandra Thomas
Christ-Antioch	• Dianne Stanton	
First, Bennettsville	• Jim Hepler • Virginia Williamson	Ken Harmon Scott Johnson
Marlboro Charge	G.L. Smith	Mary Kay Newton
Marlboro Circuit	• Bob Driggers	Pat Franklin Charles Perdue
Shiloh - Smyrna	Joyce Miles	Harold Hudgins
St. Michael	• Pamela Ashwood	Anita Rogers
Trinity	• Gloria P. Cook	Michael Toms
BLENHEIM:		
Blenheim Circuit	• Ottie Caulder	
CLIO:		
Asbury-Clio	• Dorothy Lloyd	Edith Carter
Trinity (Clio)-Berea (McColl)	Ann Snuggs	• David Bryant
CONWAY:		
Antioch-Poplar	• Pam Martin	J.D. Johnson
Brown Swamp-New El Bethel	• Jerry Richardson	Miriam Tucker
Centenary	• Ted Anderson	Don Knight
Conway First	• Wilmarie Boatwright Charles Dusenbury • Jennings B. Stilther	• Louise Goodwin Floyd Goodwin Jan Kyzer Helen White Matthew T. White
Joseph B. Bethea-Salem	• Ann “Liz” Lewis	
Trinity	• Jerry Sanders	Bob Lexa John Winn
Union	• Willie Ann Hucks	Mae Hucks Sherrel Richardson
DILLON:		
Dillon Parish	• Ronnie McCormick	Lynn Bowman
Little Rock Parish	• Mary Mack Willie McLaughlin	Annie Alford Denise Whittington
Main Street	• John Braddy • Robin Thompson	• Christine Harris
Oakland	Watson Bethea	Genevieve Carter
GEORGETOWN:		
Duncan Memorial	• Hubert Davidson • Rick Richardson	Janet Rockey
Herbert Memorial	• JoAnn Grantham	R.J. Ferdon, Jr.
Oak Grove-Sampit	• Mary Gibson	Vergie Howard
Wayne-Bethel	• Becky Green	Chip Harmon Sondra Morris
LAKE VIEW:		
Lake View Charge	• Jerry Berry	Pat Laird Zac Thompson
LATTA:		
Latta Charge	• Leval Williams	Bertha Gordon Dianne Hopper
Latta-Mt. Andrew	• Henry Brunson	Theo Lane
LITTLE RIVER:		
Little River	• Caroline Hester • Conda Martin	Patsy Kerwood Gerry Lotz

LORIS:		
Loris Charge	• Rebecca Gress	Donna Kropidlowski
Loris First	• Jerry Dalton	Sallie Dalton Caroline Ewing
MARION:		
Centenary-Central	Fred Riales	Rick Hoover David Lovell
First, Marion	• Dianne Edwards • Marion Edwards	Cindy Gunnin
Marion Parish	• Fannie Mason	Jacqueline Hunter
Shiloh	• Miriam Herlong	
McCOLL:		
Main Street-Pine Grove	Ann Pearce	Ed McCraw
MULLINS:		
Center-Nichols-Tranquil	• Sandra Rouse	Lana Allread Katherine Battle Martha Ellerbe Mary Lois Elvington Johnny Lett • Joyce Lett Cecil Owens James Rogers
Macedonia-Pleasant Hill	• Bob List Janice Rogers	Pat Foil Bobby Sellars Rita Thomas
Mullins Charge	• Eileen Burke	Giles Campbell
MURRELLS INLET:		
Belin Memorial	• Jack Boyd • Linda Boyd • Barbara Horton • Don Horton • John Weaver • Susan Weaver • Dick Wesner • Fran Wesner	
Brookgreen	• Lucille Myers	Margaret Council Sonya Gary-Heyward
MYRTLE BEACH:		
Christ	• Bill Bellamy • Rosalie Bellamy • Joan Matejceck • Jordan Matejceck Pat Worley	John Rivers Rebecca Rivers
Myrtle Beach First	• Jean Clemmons James Creel, Sr. • Kevin Cribb • Beth Ervin • Anita Letts • Manny Letts • Sara Todd • Willa Wren	George Hutto Joan Hutto
Socastee	• Walt Conner • Janet McGrew	Jay Quiggle
NICHOLS:		
Floyds		
NORTH MYRTLE BEACH:		
Trinity	• Marie Peacock • Chuck Siceloff	Catherine Smith
PAWLEYS ISLAND		
St. Paul's Waccamaw	• Garvin Gilley	

	• Charles Inderrieden • Cindy Jolly	
SURFSIDE BEACH:		
Surfside	• Art Chamberlin • Jane Chamberlin Bill Elliott • Fonda Rist	Alan Vereen Gail Vereen
TATUM:		
Tatum Parish	• Kay Woodberry	Lynn Covington Ann Lowrance David Lowrance

ORANGEBURG DISTRICT

AIKEN:		
Charles Wesley	Margie Cansler	
St. John's	• Jewell Eanes • Jim Eanes • Archie Hargett • Claudette Strickland • John Strickland • Donna Walker	Bill Aiken Brenda Aiken Tom Brown Judy Jernigan Catherine Nance
Trinity	• Barbara Gilbert • Ray Gilbert	
Wesley	• Mamie Jessie	
BAMBERG:		
Bamberg Circuit	Eva Manigault • Carstina Lebby	Virginia Bell
Claflin	• Mattie Murdock	
Main Street	Ernest Corbin	
Mount Carmel	• Nancy Rivers	Alice Fleming
Trinity	• Curtis Clark • Patsy Whitaker	Nona Clark
BARNWELL:		
Barnwell Charge	• Margaret Young	John Young
BOWMAN:		
Bowman Charge	Charles Magee	
New Covenant	Morris Elmore	• Andrea Matthews
Pineville-St. Stephen	• Juanita Mints	Martha Brown
BRANCHVILLE:		
Branchville-Pleasant Hill	• Sandy Blackmon	Barbara Corder Steve Duncan
CAMERON:		
Cameron	• Walter Light	Claire Shuler
COPE:		
Canaan	• Sheila Holman	Linda Huggins Mildred Ryant
Edisto Charge	• Fletcher Riley, Jr.	
Edisto Fork	• Candice Elliott • James Salley • Lillie Simmons • Jerry Sims	Julia Odom Ruthie Sharperson
DENMARK:		
Bethel Park	• Yvonne Stokes	Bentley Rivers Jerry Sanders
Franklin-Orange Grove	Gwendolyn Folk	• Harold E. Faust

ELLOREE:		
Elloree	• Jeff Cila • Judy Lambert	
EUTAWVILLE:		
Eutawville	• John Gaither	Ray Ardis
Silas	• Tesha Taylor	Minnie Bonaparte
Target-Gerizim Charge	• Larry Marchant	
HOLLY HILL:		
Holly Hill	• Louis Burch	J.L. Parler
JACKSON:		
Jackson	• James Goodman	Bill Dennis
LIVINGSTON:		
Livingston-Pine Hill	• Lori Hutto	Merlene Jeffcoat
NEESES:		
Rocky Swamp		
NEW ELLENTON:		
St. Paul	• Jane Morris	
NORTH:		
North-Limestone	• Peggy Phillips	Etta Trussell
Orange Circuit	• Lisa Livingston	Jeanne Derrick
St. Mark	• Willie Mae Johnson	
NORWAY:		
New Beginning	• Lorraine Peoples	Rickey Arnold
Norway	• Danny Covington	Peggy Williamson
OLAR:		
Olar	James Kearse, Jr.	Herman Brown Elva Huggins
ORANGEBURG:		
New Light	• Barbara Johnson	Lamikka Purvis Tracey Stewart Marjorie Pugh • Charlene Waymer
North Orangeburg	• Greg Twitty • Earline Ulmer	Mary Jenkins
Orangeburg Circuit	• Ann Davis	• Emma Bailem
Orangeburg Parish	• Janelle Mitchell	Tina McDowell
St. Andrews	• Bob Barrett • Gene Kizer	
St. Paul's	• Bob Bates • Ken Stovall Harvey Williamson	Martha Bouknight
Trinity	• Athaniel Badger • Grace Salters	• Henry Robinson
PELION:		
Pelion	• Tom DeLoach • Doug McLean	Margaret Arant Barbara Hollman Anne Senn
PROVIDENCE:		
Providence	• Larry Shuler	Lucia W. Shuler
ROWESVILLE:		
Rowesville Charge	• John E. Fairey	Johnny Fairey
Rowesville Parish	• Nichole Cramer Jeremiah Jamison • Lewis Mims	Rose Carson Willie Jamison Paulette Ransom

ST. MATTHEWS:		
Calhoun Charge	• Charles Sturkie	Bud Poole
St. Matthews Charge	• Jeanette Mack	Judy Smith
St. Paul	• Bill Turbeville	Becky Turbeville Howard Worsencroft
SALLEY:		
Clinton	• Dee Young	Nell Brazil
SANDY RUN:		
Beulah	• Sheila Shanklin	Amanda Godfrey
SPRINGFIELD:		
Springfield Charge	Michael Douglas	
SWANSEA:		
Calvary-Oak Grove	• Sammy Fogle	Lucille Saylor
WAGENER:		
Wagener-Swansea	• Gregg Riley	
WILLISTON:		
Williston	Lara Griffin	John Griffin

ROCK HILL DISTRICT

CHESTER:		
Bethel-Armenia	• Jack Cabrey	Jackie Roberts
Chester Circuit	• Kathy Odom	Myra Woods
Wesley Memorial	• Dan Hendrix	John Mattox
CLOVER:		
Clover Parish	• Walter Bratton	Kameka Youngblood
First, Clover	• Windy Bartee • Suzanne Thompson • Becky Vaughn	Bob Grindle
FORT LAWN:		
Fort Lawn	Brennie Brakefield Ellen Edwards	
FORT MILL		
Belair	• JoAnn Burt	Tina Black Cassie Stump
Grace Community	• Roger Hayes	Kyle Caropreso
Osceola	• Wayne McGuirt	Paul Grayson
Philadelphia	• Sandie Weaver	George Sumner
Pleasant Hill	Tamrah Jordan • Dennis Moore • Jan Moore	Tom Kay
St. John's	• Bill Davies • George Dickinson • Ned McAteer	
GREAT FALLS:		
Bethesda	Mike Sanders	Thomas Jackson Sandra Kennington
Mt. Dearborn-Heath Chapel	• Dana Greenleaf	
HEATH SPRINGS:		
Heath Springs Charge	• Mike Truesdale	Alvin Bowers
HICKORY GROVE:		
Hickory Grove Charge	• Sandy Warren	Barbara Knufel
KERSHAW:		
Kershaw Charge	• Anne Slater	Brenda Barrett Martha Fletcher

LAKE WILEY:

Good Samaritan	• Monica Tilley	Bert Harrell

LANCASTER:

Bethel-Van Wyck	Frieda Murphey	Melba Blackmon
Camp Creek	• Nathan Stegall	Nina Mielke
Church of the Good Shepherd		Doris Hovis • Keel Kelly Holt Smith
East Lancaster Charge	• Oneida Grier	Faye Neveu
First Church	• Lou Collier	Art Collier Donnie Little
Grace	• Kathy Sullivan	Jack Hammond
Hopewell	• Laura Outen	Kim Blackmon Glenda Steele Kitty Ormand
St. Luke	• Roberta Blackmon • Genie Bowers	Louise Carter Rudy Carter
Tabernacle	• Sam Courtney	Glenn Watts
Zion	• Emily Salisbury • Tom Salisbury	

RICHBURG:

Mount Prospect-Ebenezer	• Rebecca Garris	
Richburg-Pleasant Grove	Shirley Mobley	Timothy Houston Jim Sanders

ROCK HILL:

Adnah	• Sarah Passmore	Diane Varnadore
Aldersgate	• Bill Click	
Antioch	• David Ussery	Rebecca Rochester
Bethel-Philadelphia	• Doris Thomas	
Catawba-El Bethel	• Eva Williamson	Rita Armour • Sandra Blackman Faye Lineburger Anna Turney Nancy Weaver Wayne Weaver • Lila Williams
Cornerstone-Epworth	• Jim Smith	Vicky Knox
Friendship-Heath Memorial	• Jim Ransom	Doris Williams
India Hook	• Sandy Sindell	April Buddin
Mount Holly	• Sid Bennett Beverly Ellis	Martha Manning
Rock Hill Central Charge	• Katie Hinton	Charlie Smalls
Rock Hill South Charge	• Jerry Dunham • Denise Perry	
St. John's	Carmen Faulkner • Becky Hughes • Floyd Hughes • Alice Keziah • Mike Keziah • Eddie Knox • Sylvia Knox • David Lyon	Emily Bell Matt Bell Charlotte Kilpatrick Allan Zeigler Pam Zeigler
Woodland	• Lucy Cate • Linda Grant	Buck Maynard Mary Norman

	• Jim Keistler	Jerry Underwood
SHARON:		
Western York Charge	• Larry Cresswell	Debbie Bolin Wendy Catledge Ann Latham Marcia Warren Joe Wix
YORK:		
Kings Mountain Chapel-St. Paul	• Cathy Bratton	Jean Thomas
Trinity	• Bud Jones • Suzanne Jones	Pat Childers Anna Feagin Travis Feagin Gay Feemster Sam Feemster Ellen Jones Kenny Jones
York-St. James Charge	• Elaine Kershaw	Vivian Quinn

SPARTANBURG DISTRICT

BLACKSBURG:		
Blacksburg Charge	• Nancy Roark	Brenda Lanier
BOILING SPRINGS:		
New Beginnings	• Jay Harding	
BUFFALO:		
Buffalo	Joyce Plemons	
CAMPOBELLO:		
Campobello-Fingerville	• Pat Likes	Erko Radford Carolyn Thompson Glenda Washburn
CHESNEE:		
Chesnee	• Jean Hines	Robert Johnson
Friends in Christ	• Furman Jones	
COWPENS:		
Cowpens Charge	• Tommy Peake	Brian Williams
CROSS ANCHOR:		
Cross Anchor Charge	Ann Baker	Stanley Stribling
Golightly-Tabernacle		
DUNCAN:		
Duncan-Startex-Loree	• Jane Henderson	
ENOREE:		
Trinity-Enoree-Patterson Chapel	• Hubert Waldrop	Jerry Parrish
GAFFNEY:		
Buford Street	• Andy Dunn • Mary Mosteller	
Dunton	• Rufus Foster	Flora Gist
Limestone Street	Linda Schaub	
Mesopotamia-Asbury	• Nancy Lee	Joan McCullough
Trinity	Todd Humphries	Ben Steagall
GRAMLING:		
Gramling	• Katie Woodfin	Carlene Miller
INMAN:		
Aldersgate	Ann Ashton	Betsy Varner
Inman	• Vickie McCartha	Ralph Justice
JONESVILLE:		
Jonesville-New Hope	Al Seaburg	

Kelton Charge	• J.D. Bright	Pam Cavender
LANDRUM:		
Jacksons Grove	• Hugh Mathis	Jo Anne Quatannens Stephen Quantannens
Landrum	• Fran Suttle	
LOCKHART:		
Lockhart-Wesley Chapel	• Sammy Webber	Jay Voiselle
LYMAN:		
Lyman	• Rick Hammett • Frank Hyatt	
PACOLET:		
Pacolet-White Stone	• Joey Smith	
PACOLET MILLS:		
Montgomery Memorial	• Billy Gossett	George Gentry
ROEBUCK:		
Walnut Grove	• Flo Nodine	
SPARTANBURG:		
Beaumont	• JoAnn Green	
Ben Avon-Roebuck	Connie Brewer	
Bethel	• Daniel Buckner • Macie Buckner • Art Hartzog • Jean Hartzog • Shirley Hudson • R. Phillip Stone	Nancy Robertson Wallace Robertson
Cannon's Camp Ground	• Ernest Chapman • Maxine Chapman	Lynn Gilliland
Central	• Robert Mitchell • Liz Patterson	Louise Parris
Cherokee Springs-Liberty	• Orr Cromer	Sue Owens
Church of the Covenant	• Gene Simpson	Danny Broome
El Bethel	• Judy Bishop	J.D. Bishop Catherine Thompson
Fairmont	Gail Justice	
Gravely Memorial	Jane Humphries	Benny Humphries
Reidville Road	• Doug Nissley	Kathy Bartholomew
Silver Hill Memorial	• Alice Bomar Valeree Browning-Mason	
Skylyn-Arcadia	• Ruth Henry	Marge McBride Kay Shockley
Spartanburg Parish	• Larry Turner	Lakesha Barnes
St. James	• Julia Gencarelli • LaHoma Nigh	Kathy Brock Skipper Brock Frank Watson Linda Watson
St. Luke	• Clayton Dutton	
St. Paul	Jerry Jackson • Shirley Lee • Doris Luther	JoAnn Brown Bobbi Duncan Donna Harwood
Trinity	• James Holder • Ralph Prickett • Jack Shingler • Sara Shingler	Betty Foster Dale Lackey
UNION:		
Bethel	George Ashmore	Vaunita Ashmore
Bogansville	Joan Stevens	

Duncan Acres	Barbara Hord	Linda Lybrand Ned Owings
Grace	• Mildred Purvis	Ted Purvis
Sardis-Unity	Donald Ray Sanders	Wayne Harmon
WELLFORD:		
Immanuel	• Deborah Parker	
WHITMIRE:		
Whitmire-Carlisle	•Luther Killian	

WALTERBORO DISTRICT

ALLENDALE:		
Allendale	Shelly Thomas	Dick Thomas
Central Circuit	• William H. Cave • Vernie Harney	Willa M. Jenning • Gertrude Tyler
BEAUFORT:		
Beaufort Circuit	• Jordan Goodwin	Darlene Jackson
Carteret Street	• Gary Ayers • Buddie Clark • Carolyn Clark • Dick Hoagland • Merle Hoagland	
Fisher Chapel-St. Stephen	• Helen Shuler	Arthur Scott, Jr.
New Church Start - Waters Edge		
Port Royal	• Beth Brittman	James Alford Susan Toenniessen
Wesley	• Frances McCollough	Tracey Mitchell
COTTAGEVILLE:		
Cottageville Charge	• Sandra Addison	Becky Hogan Elva Ann Muckenfus
Jericho	• Kenny Fishburne	Donna Haynes
Macedonia-Wesley Grove	• Lula Smalls	Eartha Pinckney Edith Washington
DORCHESTER:		
Dorchester Circuit	Mary Lou Cockcroft	Catherine Hughes Karen McLauchlan
Dorchester Parish	• Mathew L. Profit	Mary Brown
EHRHARDT:		
Ebenezer-Rizer's Chapel	• Carla Brabham	Artisha Martino
Ehrhardt	• Rebecca King	
Friendship-St. Luke	• Erica Boatwright	Rosetta Draper LaTasha Smart
HAMPTON:		
Estill-Black Swamp	• Evelyn Griner	Daisy Breland
Fairfax	• Barbara Flagg	Gary Ulmer
Hampton-Varnville Charge	• Beverly Cook	• Martha Platts
Toby-Mt. Nebo Charge	• Amethyst Generette	
HARLEYVILLE:		
Bethel-Duncan Chapel	Donna Walsh	Frances Metts
First Church	• Bill Herman	Lois Whitaker
Harleyville Parish	• Carrie Bryant	Lamont Aiken Andra Ladson Fayetta Washington

HILTON HEAD:

Bluffton	• Bob Powell • Mary Powell	Elizabeth Duncan Al Litster Dian Litster
Church of the Palms	• Karen Ayers	
St. Andrew-by-the-Sea	• Jeanie Blankenbaker • Daniel Griswold • Bill Putnam	Connie Borgianini

RIDGELAND:

Hardeeville-St. Luke	• Pat Simmons	Emily Simmons
St. Paul-Tillman	• Betsy Baker	Donald Rushing

RIDGEVILLE:

Canaan-Sand Hill	• DaNine Fleming • Pamela Goodwine-Glover	Patricia Green Catherine Haynes Julie Robinson Jackie Sailor Dorothy Singleton
New Hope-St. Paul Charge	• Etha Mazyck	• Ann Bell
Ridgeville Charge	• Bill Blakely	Lynn Hoover Norman Murdaugh

RUFFIN:

Adnah-Williams Charge	Wendell Smoak	Jackie Smoak
Bells Parish	• Demond Elliott	Novice Briggs
Mt. Pleasant	• Lawrence Weans	Judy Ulmer
Ruffin Circuit	• Royden Hudson	Wayne Thomas
Ruffin Parish	• Flossie Morais	Helen Murdaugh
Smoaks Circuit	• Cornelia M. Goodwin Mildred Nettles	Virginia Padgett
Springtown	• Tarah Dobison	• Lucille Simmons

ST. GEORGE:

Grover Charge	Teresa Roberson	Ronnie Judy
Indian Field	Dolly Infinger	Barbara Troutman
New Grace	• Kimberly Johnson	Rosetta Green
St. George	• Bebe Hendrix • Oliver Murray	
St. George Parish	• Elouise Green • Jackie Jenkins • Christine Montanez	Lallah Ann Clark Addie Smith

WALTERBORO:

Bethel	• Joyce Breland • June Dyches • Tom Woodward	
Bethel-Red Bank Charge	• Ruth Ann Hodges	Evella Nesmith Rosalee Simmons Senekita Williams-Farr
Colleton Circuit	Barbara Simmons	Queenester Ford
Hendersonville Charge	• Stephen Boyert	Mayme Carter
New Life	• Genora Kennedy	Delma A. Booth
Walterboro Charge	Johnny Stieglitz	John Hiott
Walterboro Parish	• Mary G. Ellison	

SECTION IV

The Journal of Proceedings
SOUTH CAROLINA ANNUAL CONFERENCE
The United Methodist Church
Organized 1972
Continuing the South Carolina Conference (1785)
and the South Carolina Conference (1866)

Wednesday, June 8 – Sunday, June 12, 2011
Florence Civic Center
Florence, South Carolina

Bishop Mary Virginia Taylor, Presiding

CONFERENCE THEME:
"The Wesleyan Way: Principles, Passion, and Practice"

The First Day – Wednesday Morning
June 8, 2011

Clergy Session. The Clergy Session was called to order by Bishop Mary Virginia Taylor at 10:30 a.m. in the Exhibit Hall. Bishop Taylor opened the meeting with scripture, a devotional thought, and an opening prayer. The Reverend Kenneth Nelson, Chairperson of the **Board of Ordained Ministry**, briefly reviewed the work of the Board since the last session of Annual Conference. When all members of the session had received copies of the Business Questions, he called upon the Reverend Ted Walter to present the report of the Administrative Review Committee.

Rev. Walter, chairperson of the Administrative Review Committee, read the committee's conclusion that the administrative process followed in placing Rev. Grady Ponds on Involuntary Leave of Absence correctly followed the requirements of The Book of Discipline. The Clergy Session received the report.

Rev. Nelson then called upon Rev. Anthony Hodge, Registrar of the Board of Ordained Ministry, to present the Business Questions on behalf of the Board.

The Reverend Anthony Hodge, Registrar of the Board of Ordained Ministry, presented the full written and distributed report. **Business Questions** 19, 20, 22, 23, 24, 37, 38, 40, 41, 46e, 47, 49 and 53 were presented for information and moved to record, as no vote was required. The Consent Calendar, which included Questions 25, 26, 29, 30, 34, 35, 36, 39, 43, 44, 51, 52, 53, 54, 55, 56, and 57-59 (statistical data questions calculated after clergy session) was presented on behalf of the Board of Ordained Ministry by the Reverend Hodge as Motion 1 of the Clergy Session Memorandum. It was perfected and approved by more than two-thirds vote of the clergy session. The clergy session acted to approve each of the following Business Questions separately: 18b, 21, 27, 28, 31, 32, 33, 42, 45, 46, 48, 50, and 76. Questions 32, 33, and 54 were approved by a two-thirds majority. Following the reading of the names of clergy who had died during the past year, as listed under question 48, Bishop Taylor offered prayer in remembrance and appreciation of their service to the Annual Conference. After voting on specific questions was completed, Rev. Hodge offered Motion 2, on the second page of the Clergy Session Memorandum. The motion was approved, and authorized the Registrar of the Board of Ordained Ministry and Coordinator of Clergy Services to make editorial changes to the business questions where necessary in preparing them for the Annual Conference Journal. There being no further business, several announcements were made, Bishop Taylor reminded the members of the afternoon worship session, thanked them for their presence and participation, and declared the clergy session adjourned.

Lay Orientation. An Orientation Session was conducted for the Lay Members of the Annual Conference by the Board of Laity at 11:00 a.m. in the Arena of the Florence Civic Center. The session began with an overview and welcome by Dr. Joseph E. Heyward, Conference Lay Leader. All lay members present were provided information and instruction by the Conference Lay Leader and others concerning the agenda, movement, procedures and parliamentary process of the 2011 Annual Conference. Special attention was given to the process of electing delegates to General and Jurisdictional Conferences, the proposal to restructure Connectional Ministries, and the conference Pension and Health Benefits plan. Dr. Heyward made several closing announcements, especially concerning the ordination service, the Laity Luncheon, the Laity Convocation, and the organizational lunch for the tellers. The session was adjourned for lunch.

The First Day – Wednesday Afternoon
June 8, 2011

Organizational Session. The Conference was called to order by Bishop Mary Virginia Taylor at 2:00 p.m.

The Reverend Timothy J. Rogers, Secretary of the Annual Conference, offered various **organizational motions** for the Conference. The first motion was that the tellers nominated by their District Superintendents for the 2011 Annual Conference session be elected as nominated without reading and their names be published in the *2011 Conference Journal*. The following **clergy tellers** were nominated and elected: The Reverends Ebbie S. Abraham, Wanda D. Altman, Brian Arant, David D. Bauknight, R. T. Bowling, III, Diane Boyer, Andria S. Cantrell, Ross Chellis, Joyce M. Chiles, Frances S. Connell, John W. Evans, Enrique Gordon, Pattie E. Gordon, Walter Harley, Fadetra Harrington, Joseph James, Nels Ledwell, Joe Long, Bill Lynch, Ken Nelson, George Olive, David Phillips, Ray L. Reavis, Cindy Shaw, F. Eric Shepherd, Donald Upson, Karen L. Upson, Richard W. Waldrep, Jeri Katherine Warden, Patricia G. Warden, Merritt

R. Wentz, Myrna Westfall, R. Horace White, Sheri White, and John Williams. The following **lay tellers** were nominated and elected: Robert Barrett, Shashaunna Bradley, Tonia Bennett, Mitchell Brown, Evelyn Burwell, Gladys Chastain, Azilee Dickey, June Dyches, Candice Elliott, Emily Ghassmzadeh, Dorothy C. Gilbert, Tommy Glenn, Roger Hayes, Ruth Henry, Francis Hipp, Nancy Lee, Chris McCoy, Ray McCoy, Carlie McKain, Rayford Prince, Emily Rogers, Dianne Stanton, Jeffrey Tadlock, Reg Tatum, Donna Jo Walsh, Eunice White, and Virginia Williamson.

The other organizational motions were: that the attendance registers signed at the time of registration be designated the official roll and record of attendance for the 2011 Annual Conference Session; that the Conference program printed and distributed in the pre-conference materials along with such scheduling adjustments and additions which the President and the Secretary have since made be adopted as the Agenda for the 2011 Annual Conference Session, provided that the President may further adjust the schedule as necessary to expedite the business of the Session; that the seating areas on the floor of the Civic Center Arena, the seating in sections 209, 210, 211, 212, 313, 314, 315, and 316, together with any wheelchairs present on the floor or in the handicap area immediately behind sections 313 to 316, the platform and area surrounding the platform be designated the "bar of the conference" for all business sessions of the 2011 Annual Conference Session. All of these organizational motions were approved.

The Reverend Rogers made several announcements, and especially directed the attention of the conference members to the recognition card and ballot sheet. He noted errors had been identified on pages 71–74 of the pre-conference materials mailed to delegates. Corrected and revised materials for pages 71–74 were available in the registration packets.

In preparation for the first ballot to elect delegates to General and Jurisdictional Conference, Rev. Rogers offered voting instructions. Instructions included identifying those who were eligible to cast a ballot, the votes necessary for election, and an explanation of the voting process. Rev. Rogers explained that the list of eligible clergy included the names of those clergy eligible for election who had not asked to have their names removed from the ballot list. Three additional names were withdrawn from the list of clergy eligible for election (Louis Mason Adams, John Robert Fulton Evatt, and David Carroll Norrell). Eleven names from the newly elected class of full members were added to the list (Shawn Galloway Armstrong, William Thomas Dargan, Daniel Flessas, Pattie Elaine Gordon, Karen Hanyea Lail Jones, Karen Trogdon Kleuver, Joshua Timothy McClendon, Annie Hair Sistrunk, John Henry Vickers, III, Richard Wilson Waldrep, and Amanda Taylor Young).

The **Opening Service of Worship** was held in the Civic Center Arena at 2:20 p.m. The service opened with the singing of the Historic Wesleyan Hymn, "And Are We Yet Alive?" Dr. Joseph Heyward, Conference Lay Leader, offered the opening prayer and the Reverend Paul Frey led the singing. Bishop Mary Virginia Taylor presided, preaching a sermon entitled, "Why We Are Here," based on Colossians 3:12-17.

Following the service, the first ballot for delegates to General Conference was taken.

The Reverend Patty Mayfield then presented the Report of the Committee on **Standing Rules**. She first offered a motion that Standing **Rule 27.b.2** be amended by striking "twenty (20)" and adding "fifty (50)". The bishop called for a vote on Rule 27 and the amendment was approved. Rev. Mayfield then moved the amendment of Standing **Rule 30** by deleting the position of "Auditor" from the list of officers elected at each quadrennial meeting of the Annual Conference. The bishop called for a vote on Rule 30 and the amendment was approved. Rev. Mayfield next moved to amend Standing **Rule 51** to add the chairperson of Council on Finance and Administration as an ex-officio member of the Board of Pension and Health Benefits, with voice, but no vote. She also moved amending Standing **Rule 61** to add the chairperson of Pension and Health Benefits to the Council on Finance and Administration with voice, but no vote. The bishop called for a vote on Rules 51 and 61 and the amendments were approved. Rev. Mayfield then moved to amend Standing **Rule 75** (concerning the Committee on Pastoral Care and Counseling) by deleting the portion of the rule that called for election of the members of the committee by the annual conference, and adding "named by and amenable to the Board of Ordained Ministry." The bishop called for a vote on Rule 75 and the amendment was approved. It was moved to amend Standing **Rule 76** (concerning the Committee on Petitions to the General Conference) to require that the committee be composed of 3 lay and 3 clergy members, with at least half having been delegates to General Conference previously. The bishop called for a vote on Rule 76 and the amendment was approved. It was moved to adopt the **Standing Rules** as a whole to govern the proceedings of this Annual Conference. The bishop called for a vote on the Standing Rules of the Annual Conference and the body affirmed them as a whole.

The Reverend Mike Bowers, chair of the **Committee on Nominations**, presented their report. Rev. Bowers offered several additions and corrections to the report as printed. William Simon James was added to the list of nominations to the Commission on Religion and Race. Stan Wood was nominated to fill the vacancy in the class of 2015 for the Camps and Retreats Ministries Board. Marvin Caldwell, Sr. was nominated to fill the vacancy in the class of 2014 for the United Methodist Center Trustee. The nominees for the Wofford College Trustees were offered as follows: new nominees were Dr. Daniel B. Morrison, Jr., class of 2015; Rev. John W. Hipp, class of 2015; Mr. Jimmy I. Gibbs, class of 2012; and Mr. J.E. Reeves, Jr., class of 2012. Nominees to be re-elected to serve in the class of 2015 were: Mr. Frederick D. Gibbs, Mr. James M. Johnson, Mr. C. Michael Smith, Mr. J. Patrick Prothro, Mr. Joe E. Taylor, and Mr. John B. White, Jr. The following names were offered for election to the Board of The Methodist Manor of the Pee Dee: Mr. Marvin Owen, Mr. D. Lawrence McIntosh, and Rev. Cynthia Taylor. It was noted that due to resignations there were two vacancies on the Florence District Board of Church Location and Building. The Rev. Roger Gramling asked about the new Standing Rule requirement to report to the annual conference to list those nominees to boards of trust who are United Methodist. Rev. Bowers explained that that information had not been provided, but that he would get that information and report it to the annual conference on Friday. Bishop Taylor then asked if there were nominations from the floor, and there were none. With the additions and corrections offered by Rev. Bowers, the full slate of nominations was placed before the annual conference for information, to be elected on Friday afternoon.

Ms. Betty Walker, chair of the **Committee on Resolutions and Appeals**, called attention to two resolutions in the conference materials: "A Resolution to Develop a Task Force to Evaluate the Current Number of Districts in the South Carolina Annual Conference", and "A Resolution in Support of the "20-20: Visioning an AIDS-Free World" Campaign"; and a third resolution made available on the distribution tables, entitled, "A Resolution for Immigration Reform." Ms. Walker reminded the body that any additional resolutions must be submitted to the Committee when it met that afternoon following the close of the business session, and 2,200 copies must be provided by the author by the close of the following day's session. Action on the resolutions was scheduled for Friday.

The Reverend David Surrett and Mr. Tony Prestipino presented the report of the **Council on Finance and Administration.** Rev. Surrett corrected the Parsonage and Office funds and Total Budgets for the Florence and Greenville districts as follows: the Florence Parsonage fund was recommended at $25,000 and the Office Fund at $45,000, for a total of $70,000; and the Greenville Parsonage fund was recommended at $26,000 and the Office Fund at $30,000, for a total of $56,000. Rev. Surrett reviewed the various reports offered by the Council on Finance and Administration, and specifically asked that Report Number 10 be published in the Journal of Proceedings. (Report Number 10 is attached to the Report of the Council on Finance and Administration.) The total proposed budget for 2012 was $17,195,808, a 1.3% decrease compared to the 2011 budget. The adoption of the budget was scheduled for Saturday afternoon, the Fourth Day of Annual Conference. Reverend Roger Gramling offered a motion that the **Episcopal Residence Committee** be directed to bring to the 2012 South Carolina Annual Conference a report on the maintenance, upkeep, and improvements being made or that may need to be made to the Episcopal residence, said report to include copies of the budget requests presented to the Conference Council on Finance and Administration for 2012 and 2013. The motion was seconded. Rev. Gramling spoke to the motion. There being no further discussion, the bishop called for a vote and the motion passed.

The Conference then moved into a teaching session, led by the Reverend Bob Howell, whose talk focused on the "Principles of Leadership in the Wesleyan Spirit."

At 5:30, the conference adjourned for a dinner recess.

The First Day – Wednesday Evening
June 8, 2011

At 7:30 p.m., the Annual Conference gathered for worship. The Reverend Millie Nelson served as liturgist and the Reverend Jeff Kersey preached a sermon entitled, "Why Can't We?" The offering received went to support disaster relief.

The **first ballot** was reported. The clergy elected the **Reverend Dr. W. Timothy McClendon** (first). The laity elected **Dr. Joseph E. Heyward** (first) and **Dr. Carolyn Briscoe** (second). A second ballot for General Conference was taken.

The Second Day – Thursday Morning
June 9, 2011

At 8:30 AM, the Annual Conference gathered for worship. The Reverend James Ellis-Griffith served as liturgist and presided at Holy Communion.

The business meeting was resumed with the reporting of the results of the **second ballot**. The laity elected **Michael Cheatham** (third) and **Liz J. Patterson** (fourth). The clergy elected **Kenneth Lee Nelson** (second). The third ballot for General Conference was taken.

Carroll Player (Florence) raised a point of order related to the voting process. Bishop Taylor responded by explaining the rules under which the conference operated in voting, and thanked Dr. Player for his interest in the business of the conference.

Ms. Earline Ulmer and the Reverend Willie Teague then presented the Report of the Conference Council on **Connectional Ministries**. Ms. Ulmer invited the members of the Transition Team to stand for recognition. Rev. Teague explained the Transition Plan and expressed appreciation for the Transition Team's effort.

Rev. Willie Teague, Director of Connectional Ministries, concluded his presentation of the Transition Plan. Ms. Earline Ulmer, Chairperson of Connectional Ministries, moved the adoption of the Transition Plan. Bishop Taylor asked if there were any questions or discussion.

Rev. Daniel Flessas offered the following motion: "Be it resolved that key actions and decisions made by conference level boards, agencies and commissions will be made available on the conference web site within two weeks after a meeting, except for those entities whose proceedings must be kept confidential as determined by Connectional Ministries." Rev. Flessas was not certain where to insert the amendment into the report. Rev. Teague recommended that the amendment be placed in that section of the report dealing with accountability, and stated that the amendment would be accepted as a friendly amendment and made a part of the report.

Rev. Fran Connell asked how the adoption of the Transition Plan would impact the budget. Rev. Teague responded that it would have little impact on the method of funding Connectional Ministries or on the amount of the Connectional Ministries budget.

There being no further discussion, Bishop Taylor called for a vote, and the Transition Plan, as amended, was approved. The complete text of the Transition Plan can be found with the report of Connectional Ministries.

The Bishop then invited the Reverend Joseph James, the chair of the Conference Board of Higher Education and Campus Ministry, to the platform. Rev. James moved that the Transition Plan "be deferred as it applies to the Board of Higher Education and Campus Ministry for so long as it takes the Board to amend its By-laws and, if necessary, its Articles of Incorporation, in order to bring its corporate structure into compliance with the structure authorized by the Transition Plan. In no case shall this deferral last beyond December 31, 2011." The bishop called for a vote and the motion passed.

Rev. Teague reported that **background checks** for local churches will no longer be provided through the Annual Conference. Local congregations were encouraged to use Trak1, the same vendor the Annual Conference will use for background checks for conference level organizations. The suggestion came as a means of consolidating services and preventing duplicate background checks. Congregations were not required to use Trak1. Rev. Constance Barnes (Hartsville) moved that the Annual Conference suspend changing the background check process until the decision from the Judicial Council. The motion was seconded and discussion followed. The bishop then called for a vote and the motion was defeated. Reverend Teague then offered the Connectional Ministries report for approval as a whole, the bishop called for the vote, and the entire report was approved.

Rev. Teague noted that the Transition Plan, which had been previously approved, included the following motion:

> Motion following Annual Conference adoption of the New Structure: "Under Par. 2610.2(f) of The Book of Discipline 2008, the SC Annual Conference petitions the Judicial Council for a declaratory decision on the constitutionality, meaning, application, and effect of the Discipline in regard to Par. 610, Par. 614.3 and Judicial Decision 1147 on the SC Conference Structure Plan adopted in session June 19, 2011 and to become effective June 2011".

Rev. Teague then asked if the annual conference should vote separately to approve the request to petition the Judicial Council on the constitutionality, meaning, application, and effect of the Discipline on the Transition Plan, referred to in the motion as the SC Conference Structure Plan. Bishop Taylor ruled that a separate vote should be taken, and called for a vote on the motion to petition. There being no discussion, the vote was taken, and the motion to petition the Judicial Council, as reported above, was approved.

Dr. Joe Heyward gave the report of the Conference Lay Leader, drawing attention to the written report of the **Board of Laity.** He and the body showed appreciation to the Board of Laity for their work and highlighted some of their recent activities. Dr. Heyward moved to record the written and verbal report. The bishop called for a vote and the body received the report by acclimation.

The Reverend Tim Rogers presented the **Consent Calendar** as found in the pre-conference materials, and directed the attention of the body to the Petition to Remove items from the Consent Calendar. He reminded the body that the items on the Consent Calendar were scheduled to be voted on during the business session of Friday morning. A correction was made to the Consent Calendar. No report had been submitted for "The Council on Children's Ministries." The report that was printed in the materials was printed in error, the body was asked to disregard that report, and that item was deleted from the Consent Calendar.

The results of the **third ballot for General Conference** were announced. No one was elected. A fourth ballot was taken.

Mr. Herman Lightsey and Rev. David Anderson presented the Report of the **Board of Pension and Health Benefits**. Mr. Lightsey reflected on the present pension investment outlook. He reported that there would be no increase in premiums for active and retired clergy in 2012 (compared with 2011). He announced that in 2012 of a Consumer Driven Plan option (high deductible plan with a funded health reimbursement account) will be offered. He also announced that the Pharmacy Plan will be changed from a fixed co-pay to a percentage of the cost for 2012. Co-payments for Emergency Room and Urgent Care visits will be $200, unless the patient is admitted to the hospital, at which point the co-payment is waved. The clergy were reminded of the Virgin HealthMiles and BluePrint for Health incentives. Mr. Lightsey acknowledged the members of the Board and the body showed appreciation for their efforts. Rev. David Anderson, Conference Benefits Officer, presented the pension section of the report. He reported that the Conference will be billing at the same rate in 2012 as they did in 2011. Rev. Anderson moved approval of the pension portion of the report. After discussion, the bishop called for a vote and the body elected to approve the report as submitted. Rev. Anderson then presented the Group Insurance Section. The Bishop asked for discussion. There was none, the vote was taken and the report was approved as submitted. Rev. Anderson asked for a brief moment to recognize the contributions of William F. Newart, a member of the staff of the General Board of Pension and Health Benefits, and the liaison between the general board and the South Carolina Conference. Mr. Newart died unexpectedly in March. The conference expressed its appreciation. Bishop Taylor then called for a vote to approve the entire report, and it was approved, and the body expressed its appreciation.

Mr. Lightsey expressed his appreciation for the work of *The Advocate* in educating the members of the annual conference in relation to matters coming before the conference. The body expressed its appreciation for the work of *The Advocate*.

Ms. Betty Moss McGuirt made a presentation on behalf of **Cokesbury** and the **United Methodist Publishing House**. She called attention to the revised cokesbury.com website and to the new ministrymatters.com and worshipandsong.com websites.

The Bishop then recognized Mr. Gil Hanke, the General Secretary of the General **Commission of the United Methodist Men**. Mr. Hanke expressed thanks and made comments on behalf of the Commission.

The offering from the Wednesday night worship service was reported. The $18,442.47 received will be directed to support the **UMCOR** disaster relief efforts.

Spartanburg Methodist College offered a video presentation and Mr. James Salley brought greetings and a video presentation from **Africa University**.

The body was then in recess for the lunch break.

The Second Day – Thursday Afternoon
June 9, 2011

The results of the **fourth ballot for General Conference** were announced. The laity elected **James H. Salley** (fifth) and **Herman B. Lightsey, Jr** (sixth). The clergy elected **Timothy J. Rogers** (third). The fifth ballot was taken.

The Reverend Ken Nelson, Chair of the **Board of Ordained Ministry**, expressed appreciation to the Board members, Cabinet, District Committees on Ordained Ministry, and

delegates from local congregations for their cooperative effort in identifying and supporting potential clergy.

He noted the Board's report and highlighted the fact that through the Ministerial Education Fund, the conference board provided financial support during 2010 for 101 candidates for ministry at ten different University Senate approved seminaries in the amount of $187,180. He then announced those who were to be commissioned as Provisional Members of the Conference: as Provisional Deacon: Katherine Amanda Brock; and Provisional Elders: Walter Joseph Cantwell, Jason Daniel Everson, Fadetra Deonka Harrington, Judith Ann Knox, David Dean McManus, Jr., Kurt Anthony McPherson, Richard Hancock Reams, Davie Demetrius Sanders, Jr., Steven Paul Simoneaux, Jr., Scott Walter Smoak, and Ryan Greasor Spurrier. The body showed their support with applause. Rev. Nelson announced those who were to be ordained and received as Full Members in the Annual Conference. Those to be ordained as deacons: Shelly Anne Holder, Karen Hanyea Lail Jones, Karen Trogdon Kluever, and Mary Kay Wood. Those to be ordained as elders: Debra Anne Armstrong, Shawn Galloway Armstrong, William Thomas Dargan, Ann Dease Everett, Daniel Flessas, Pattie Elaine Gordon, Joshua Timothy McClendon, Adriane Maria McGee, Nanada Nichole Middleton, Dwight Arnold Nelson, Annie Hair Sistrunk, Jonathan Edward Tompkins, John Henry Vickers, III, Richard Wilson Waldrep, and Amanda Taylor Young. The body showed their support with applause. Rev. Nelson named those who have completed the Basic (five-year) Course of Study: Brenda Washington, Barbara Segars, Joshua Gaskins, Hal Johnson, Ron Towery, Mary Snowden, Alfonzo Jones, and George Thomas, Jr. The body showed their support with applause. The following persons were licensed for ministry as Local Pastors by Bishop Taylor: Anthony Alford, Lorenzo A. Bell, II, Laura L. Bessent-Price, Don Clifford Boshell, Ollie Mae Boyd, Kenneth Campbell Burr, Sr., Taylor Freeman Coates, Andrea M. Davis, Kimberly Norbeck Evans, Mallory Jean Forte, Shirley P. Gordon, Cheryl Giles Johnson, James W. Lewis, Sr., Sharon L. Long, Andrew Charles Martin, Angela Regina Ford Nelson, Tony Bernard Richardson, Sr., Thomas Raymond Smith, Amie Pridgeon Shaver, Brenda Joyce Thomas, Redonia McKnight Thomas, Sheri Yvette White, Paul David Wilmer, and William McClary Wrighten. The body showed their support with applause and Bishop Taylor prayed on their behalf.

After the licensing of Local Pastors, Rev. Nelson announced that the Board will add two additional weekends (16 hours each weekend) to the School of Pastoral Ministry to come in compliance with the requirements of the General Board of Higher Education and Ministry. He then introduced three ministerial interns serving in South Carolina this summer: Ben Burt, serving at John Wesley UMC, Charleston; Kayla Harward, serving at Central UMC, Florence; and Zachary Dillard, serving at Trinity UMC, Orangeburg. Rev. Nelson offered a motion that the Policy Guideline XIX B be amended by deleting, "When any candidate seeks a status which requires the completion of the 24 hours of basic graduate theological studies, at least one-half of the 24 semester hours shall be completed in the same seminary on campus. One-fourth of the 24 seminary hours may be taken as independent study from an accredited seminary approved by the University Senate" and replacing that with, "Distance Education rules shall be the same as the policy announced by the University Senate. In January 2011, the University Senate announced the following rules: All United Methodist seminaries and Asbury Theological Seminary shall be allowed to offer two-thirds of the Master of Divinity degree online, with one-third of the degree required to be in residence. The only 'on-line courses' allowed to count toward a degree for a candidate seeking ordination in the United Methodist Church shall be those offered by one of the 13 official United Methodist seminaries and Asbury Theological Seminary." The bishop invited discussion, called for a vote, and the motion was adopted. Rev. Nelson then moved deleting #5 in the "Provisional Membership Checklist" and changing the name of the Licensing School to "School of Pastoral Ministry." The motion was adopted. Rev. Nelson then recognized the work of the Board, especially Tim Rogers and Bonnie Speas for their support of the Board's work. Rev. Terry Fleming (Orangeburg) moved to amend Policy Guideline XXI.D2 by deleting, "as full-time student for minimum of 12 semester hours or equivalent" and adding to the policy, "MEF Committee may distribute loan-grants to less-than-full-time students at a percentage of amount set by BOM for full-time students. Loan-grant distribution rates for less-than-full-time students shall be 25% for three semester hours; 50% for six semester hours; 75% for nine semester hours. Twelve semester hours or equivalent shall be considered full-time." Joseph James moved to refer the matter to the Board of Ordained Ministry. The motion to refer passed. Rev. Nelson concluded by reporting to the Annual Conference the answer to Business Question 17, which is recorded in Section V of this Journal. Rev. Nelson offered a motion that the entire report of the Conference Board of Ordained Ministry be entered in the record. The motion was approved, and the body expressed its appreciation.

The results of the **fifth ballot for General Conference** were announced. The laity elected **Barbara Ware** (seventh) and **John A. Redmond** (eighth). The clergy elected **Robin Dease** (fourth). The sixth ballot was taken. After a brief adjournment, the body was brought back to order.

Ms. Kathleen Cramer, Prospect UMC (Orangeburg), and Mr. Walter Lee, Greater St. Paul UMC (Charleston), shared their appreciation for the support of the **Black College Fund** apportionment. Both students were rising seniors at Claflin University. Dr. Luther B. Felder II, Campus Pastor for Paine College, was greeted by the body.

Dr. Kenneth Mufuka, Chair of the **Commission on Equitable Compensation**, drew attention to the report of the Commission, and reviewed the highlights of the report. The Reverend Jeremy Howell offered a motion that the operating budget, found in Report 2.A.1, be approved. The bishop called for a vote and the motion passed. Rev. Howell then offered a motion that Report 2.A.2, which sets the minimum compensation for various categories of clergy, be approved. The report recommended that the minimum salary in 2012 for Clergy in Full Connection be $40,500; the minimum salary for Provisional, Commissioned, and Associate Members be $36,800; and the minimum salary for Local Pastors be set at $34,150. These recommendations for minimum salaries were unchanged from 2011. The motion passed. Rev. Howell reminded the body that Continuing Education minimum funding expectations have not changed since 1988 and encouraged increased support in the year to come. Rev. Sara White (Rock Hill) offered a motion that Report 3.B.4 be amended by deleting "with at least four years' experience" from line 13. The motion failed. The bishop then called for a vote on the entire report, and the report was approved.

Preston Cantrell, chairperson of the **Committee on Petitions to the General Conference**, announced that the committee

would meet to consider the petitions that had been submitted, and to prepare the committee's report back to the annual conference regarding those petitions.

The Conference then moved into a teaching session, led by the **Reverend Susan Leonard-Ray**, whose talk focused on the "Passions of Leadership in the Wesleyan Way."

Rev. Myrna Westfall then introduced **Ms. Teresa Tabor** as the new Director of the Methodist Manor of the Pee Dee and the body was dismissed for a dinner break.

The Second Day – Thursday Evening
June 9, 2011

The **Reverend Telley Gadson** preached for the evening worship service, the Reverend Joel McMakin served as liturgist, and St. Mark UMC Mass Choir was the choir for the evening. An offering was received for the "Imagine No Malaria" campaign.

The Third Day – Friday Morning
June 10, 2011

The day began with a service of Morning Prayer and Holy Communion, with the Reverend Adriane McGee presiding.

The results of the **sixth ballot for General Conference** were presented. The clergy elected **Sara Ann White** (fifth) and **Katherine Lewis James** (sixth). The laity elected **David V. Braddon** (ninth). This completed the General Conference delegate election for the laity. The seventh General Conference ballot was taken by the clergy. The first ballot for Jurisdictional Conference delegates was taken by the laity. Ms. Marlene Sykes moved that the Bishop announce only those candidates who receive 25 votes or more after each ballot, in order to expedite the process. The motion was seconded and debated. The vote was taken and the motion passed.

Rev. Sara White presented the **Report of the Cabinet**. She noted that we live in "a season of uncertainty for people of faith." She stated that the role of the church "is to bear witness to the life, death, and resurrection of Jesus Christ." She asked how our witness is to bear fruit in this season. Rev. White said the work of the Cabinet is to enable local congregations to worship and evangelize for Jesus Christ. Quoting from the *Book of Discipline*, she pointed out that the work of the Superintendents is integral to itinerancy. Rev. White celebrated the renewed focus on the ministries of the local congregation. She addressed the discussion about reducing the number of districts, concerned that the result would be less connection and relationship between the Superintendents and the clergy and between the Superintendents and local congregations. At the conclusion, the conference voted to receive the report.

Rev. Tim Rogers, in compliance with Standing Rule 22, presented the **Consent Calendar** for adoption. There were no petitions to remove items from the Consent Calendar. The bishop invited discussion. There was none. Bishop Taylor called for a vote and the motion to receive the Consent Calendar passed. The following reports were received as part of the Consent Calendar: Summary Funds Report, Special Days for 2012, Advance Special Ministries 2012, The Board of Church and Society, The Board of Education, Christian Educators Fellowship, eChristianEd, The Conference Council on Older Adult Ministries, The Division on Ministries with Young People, The Board of Evangelism, The Disaster Response Committee, Spartanburg Methodist College, The Board of Health and Welfare, Epworth Children's Home, The Methodist Oaks, The Methodist Manor of the Pee Dee, Wesley Commons, The Board of Higher Education and Campus Ministry, Claflin University, Columbia College, Wofford College, Charleston Wesley Foundation, Clemson Wesley Foundation, Columbia Wesley Foundation, Francis Marion Wesley Foundation, Furman Wesley Fellowship, Lander Wesley Fellowship, Orangeburg Wesley Foundation, Winthrop Wesley Foundation, The Commission on Archives and History, The Commission on Christian Unity and Interreligious Concerns, The Commission on Communications, The Commission on Religion and Race, The Commission on the Status and Role of Women, The Commission on Worship, The Committee on the Annual Conference, The Committee on the Conference *Journal,* The Committee on Congregational Development, The Committee on Episcopacy, The Ethnic Local Church Concerns Committee, The Hispanic / Latino Ministries Committee, the Native American Committee, The Committee on Pastoral Care and Counseling, The Office of Clergy Services, The Ministry Advisory Team, Trustees of the Annual Conference, Camps and Retreat Ministries Board of Trustees, The James L. Belin Board of Trustees, The Trustees of *The South Carolina United Methodist Advocate*, The United Methodist Center Board of Trustees, The United Methodist Men, The United Methodist Women, The Report of the Conference Chancellor, Lake Junaluska Assembly, Africa University, and Candler School of Theology.

Ms. Betty Walker, on behalf of the **Committee on Resolutions and Appeals**, reported the action of the committee regarding the resolutions that had been referred to the committee. The first resolution considered was "**A Resolution to Develop a Task Force to Evaluate the Current Number of Districts in the South Carolina Annual Conference**". The recommendation of the committee was concurrence. After some debate, the Rev. Willie Teague (Columbia) offered an amendment to delete, "regarding the reduction of districts in the Conference" because this phrase presumes the result of the evaluation. The question was called. The vote was taken and the amendment passed. Returning to the original resolution, debate continued. Emily Rogers (Charleston District) asked if the resolution, which would provide $5,000 in funding for the Task Force, would result in a change in the conference budget. Mr. Prestipino, Conference Treasurer, stated that it would change the budget. Rev. Willie Teague stated that if the conference adopted the resolution, then CF&A would be required to adjust the budget prior to presenting the budget for final approval. The bishop then called for a vote and the resolution, as amended, was supported. The resolution stated as follows:

A Resolution to Develop a Task Force
to Evaluate the Current Number of Districts
in the South Carolina Annual Conference

Whereas, The current number of districts in the South Carolina Annual Conference is based on a 39 year old model (1972) when the number of churches in the conference was greater, the transportation issues were more difficult, and the internet communication abilities of the Conference and District leadership were non-existent; and

Whereas, The present change in the population distribution and demographic patterns in South Carolina as compared to 1972 have created an imbalance in the average number of charges and churches per district, resulting in uneven work loads among the twelve District Superintendents; and

Whereas, Due to the current economic and unemployment crisis in South Carolina having negatively impacted the income and budgets of many local churches, the Districts' administrative costs to the South Carolina Annual Conference have greatly escalated; and

Whereas, The South Carolina Annual Conference now has six Congregational Specialists to support District administrations and local churches in programming and accessibility to resources, which helps reduce the workload and responsibilities of District Superintendents; and

Whereas, A significant number of conferences in the Southeastern Jurisdiction (Alabama-West Florida, Virginia, Mississippi, Florida, Alabama) have successfully reduced the number of districts in their conferences, resulting in a more efficient and cost effective administration model; and

Whereas, A detailed assessment of the current number of districts in the South Carolina Conference can result in recommendations that will achieve more productive administrative systems, more strategic use of lay and clergy persons in leadership positions, and more effective financial savings for the Conference's annual budget; and

Whereas, The projected long-term annual cost savings derived from a updated redistricting process will far outweigh the one-time expense of forming a task force for one year; therefore, be it

Resolved, That the South Carolina Annual Conference establish a Task Force on Redistricting to evaluate the number of districts in the South Carolina Conference and present a recommendation to the 2012 Annual Conference; and be it further

Resolved, That the task force consist of at least 14 members, appointed by the Bishop, and consisting of equal representation between clergy and lay members who are knowledgeable in the interpretation of business management principles and financial / demographic statistical analysis, and be it further

Resolved, That the task force be instructed to develop a discovery process of collecting and processing information from diverse sources as, but not limited to:

- Reports from other annual conferences in the US which have redistricted.
- South Carolina Conference's financial and statistical data.
- Financial and statistical data from other Southeastern Jurisdictional Annual Conferences.
- Demographic data from the present 12 districts in SC.
- The 2008 Book of Discipline's paragraphs related to the Duties of District Superintendents [Par: 419-425] and District Structure [Par: 657-670].
- District surveys related to District Superintendents' time structuring.
- Articles from national church leaders on district structure
- Presentations and testimony from consultants on district redistricting from Jurisdictional and General Conferences; and be it further

Resolved, that the South Carolina Annual Conference direct the Council on Finance and Administration to provide funds from the Administrative Fund (Report 3) for administrative costs up to $5,000.00.

Ms. Walker then recommended, on behalf of the committee, concurrence with "**A Resolution in Support of the 20/20: Visioning an Aids-Free World Campaign**". The Bishop invited discussion. There was none. The vote was taken and the motion passed as follows:

A Resolution in Support of the "20/20: Visioning An AIDS-Free World" Campaign

Whereas, the global HIV and AIDS pandemic has for more than 30 years been impacting the world, particularly among the poor and the marginalized, and the General Conference has established the United Methodist Global AIDS Fund which has supported more than 175 HIV and AIDS church-oriented and Christ-centered ministries in 37 countries, and

Whereas, more than 30 million people are infected world-wide, almost 50% of whom are women, and more than 15 million children are orphaned, and information about the global health crisis and the church response are available on www.umglobalaidsfund.org, and

Whereas, Jesus called his disciples to "heal every disease and sickness" (Matthew 10:1) and John Wesley instructed his followers to treat the sick without stigma or discrimination, and

Whereas, a gift as small as $20 can stop the transmission of HIV from several mothers to their new-born babies, supply nutrients to 20 HIV positive children suffering from dehydration, ensure nursing care for a newborn infant born with AIDS, teach young people and adults how to prevent HIV, feed an HIV positive person for a month so they can take powerful medicines, and provide free Upper Room biblical readings and prayers for those infected and affected, and

Whereas, the United Methodist Global AIDS Fund Committee has launched a campaign entitled "20/20: Visioning An AIDS-Free World"; now, therefore, be it

Resolved, that the South Carolina Conference:

1. Endorses the "20/20: Visioning an AIDS-Free World" campaign.
2. Calls upon its churches in 2012 to devote at least 30 minutes discussing the pandemic and practical ways each congregation can respond.
3. Commits that 30 minutes of the 2012 South Carolina Annual Conference plenary time be devoted to "20/20: Visioning an AIDS-Free World."
4. Invites every church member to contribute yearly $20, $200 or more to the United Methodist Global AIDS Fund Advance #982345. 25 percent of what the annual conference raises should be used within the conference for AIDS work, either locally or in global projects.

5. Asks individuals and congregations to join the 2020 Club comprised of those who have committed $2020 by 2020 to the United Methodist Global AIDS Fund; and be it further

Resolved, that since words are best matched by action, we urge the 2012 South Carolina Annual Conference to take a special offering to support the United Methodist Global AIDS Fund (Advance #982345)

The third resolution presented was "**A Resolution for Immigration Reform**" (handed out on the first day of Annual Conference). The committee recommended concurrence based on the Social Principles. After much discussion, Dr. Carroll Player (Florence) moved that the vote be postponed until the following day. The motion was debated and defeated. Rev. Bob Howell moved to amend the resolution by deleting "RESOLVED, that the South Carolina Annual Conference of the United Methodist Church discourage the South Carolina Legislature in passing and implementing SB 20." Debate followed and the bishop called for a written ballot. The ballots were collected and the Tellers began the process of counting.

The **seventh clergy ballot for General Conference** was reported, with no one elected. The **first lay ballot for Jurisdictional Conference** was reported, with **Marilyn Murphy** (first), **Emily Rogers** (second)**, Rubielee L. Addison** (third)**, Brenda B. Hook** (fourth), and **Martha Friday Thompson** (fifth) elected. The eighth clergy General ballot and the second laity Jurisdictional ballot were taken.

Dr. Jack Ewing, Executive Director of the **Junaluska Assembly**, brought greetings to the Annual Conference.

The Third Day – Friday Afternoon
June 10, 2011

After a lunch recess, the results of the prior ballot were shared. On the **second lay ballot for Jurisdictional Conference delegates**, the laity elected **Linda J. DuRant** (sixth) and **Skyler E. Nimmons** (seventh). On the **eighth clergy ballot for delegates to General Conference**, **Susan Paige Leonard-Ray** was elected (seventh). The third laity Jurisdictional ballot and the ninth clergy General Conference ballot were taken.

The body then resumed the debate of the **Resolution for Immigration Reform**. The result of the written vote on the Howell amendment was 550 votes against the amendment to 520 in favor. The Howell amendment failed. A written ballot was then taken on the Immigration resolution. The result of the ballot was 543 votes in support of accepting the recommendation of the Committee on Resolutions and Appeals (which recommended concurrence) and 501 in opposition. The Resolution for Immigration Reform was approved and states as follows:

A RESOLUTION FOR IMMIGRATION REFORM

Whereas, the 2008 General Conference of the United Methodist Church passed a Resolution on Immigration Reform stating that migration is not new to human beings, in itself is certainly not bad or evil, and that theologically and historically it has been an opportunity of receiving God's grace; and

Whereas, The United Methodist Church is a global church and in the United States immigration makes up the story of most of those who live in this country, as they or their ancestors migrated here "seeking safety, economic betterment, and freedom of religious and cultural expression," (The Book of Resolutions of The United Methodist Church, 2008, Resolution 3281); and

Whereas, the United States immigration policy has not adapted adequately to changes in the global nature of the world or taken into consideration that "Globalization has lessened the geographical distance between the poor and affluent," or that globalization "has also greatly exacerbated the chasm between those with access to resources and those denied that same access," (The Book of Resolutions of The United Methodist Church, 2008, Resolution 3281); and

Whereas, Jesus in Luke 4:18, reading from the scroll of Isaiah stated: "*The Spirit of the Lord is upon me, because he has anointed me to bring good news to the poor. He has sent me to proclaim release to the captives and recovery of sight to the blind, to let the oppressed go free,"* and as scripture continually shows Jesus' compassion for the vulnerable and the poor, His "incarnated hospitality as he welcomed people and ministered to their greatest need, (and how) Jesus' presence on earth initiated the Kingdom reality of a new social order based on love, grace, justice, inclusion, mercy and egalitarianism, which was meant to replace the old order, characterized by nepotism, racism, classism, sexism, and exclusion," (The Book of Resolutions of The United Methodist Church, 2008, Resolution 3281); and

Whereas, the 2008 General Conference recognized and stated in their resolution that the United States immigration system is broken and that our community and church responses have reflected old order; and

Whereas, the State of South Carolina Legislature is considering Senate Bill 20, a bill that will create division in our communities, will continue to encourage racial discrimination, will bring economical hardship on our state and in its passing says to the rest of our nation and the world that our annual conference does not see our migrant brothers and sisters in Christ as equally valuable as ourselves in the sight of God; and

Whereas, The United Methodist Church has started two new Hispanic / Latino Missions in the last two years and has sensed a call to ministry with the least of these; be it

Resolved, that the South Carolina Annual Conference of The United Methodist Church discourage the South Carolina Legislature in passing and implementing SB 20, and be it further

Resolved, that the South Carolina Conference of The United Methodist Church call upon all United Methodist congregations to study the Biblical basis of hospitality to all (Leviticus 19:33): "*When an alien resides with you in your land, you shall not oppress the alien. The alien who resides with you shall be to you as the citizen among you; you shall love the alien as yourself, for you were aliens in the land of Egypt: I am the Lord your God.")* and to advocate for the comprehensive reform of the US immigration system; and be it further

Resolved, that the South Carolina Annual Conference of The United Methodist Church call upon all United Methodist congregations to welcome newly arriving people in their communities, to love them as we do ourselves, to treat them as children of God, to see in them the presence of the incarnated Jesus, and to show hospitality to all in our midst, believing that through their presence we are receiving the good news of the Gospel of Jesus Christ; and be it further

Resolved, that a copy of this resolution be signed by the Bishop and the Secretary of the Annual Conference and be delivered to the members of the South Carolina Legislature.

That being the final resolution presented by the Committee, the entire report of the committee was received by the conference with appreciation.

Rev. Michael Henderson, Chair of the Conference Board of **Global Ministries**, called attention to the report of the board. He noted that the Board has been working to connect our congregations with various ministries supported by Global Ministries such as Spartanburg Methodist College, the Advance Special Ministries, Shalom Communities, Salkehatchie, hunger-related ministries, church extension partnerships, and hospitality to the immigrant population. Rev. Cathy Jamison-Ogg (Columbia) questioned the absence of Cooperative Ministries as an Advance Special Ministry. Rev. Henderson explained that they had not filed an application, and Rev. Jamison-Ogg was invited to encourage Cooperative Ministries to apply by July. The report was received by vote of the conference.

Rev. Henderson then presented a resolution sponsored by the Board of Global Ministries, "**A Resolution Recognizing the United Methodist Volunteers in Mission as the Official Agency for Sending Volunteer Mission Teams from the South Carolina Conference of the United Methodist Church**". Rev. Henderson offered a motion that the resolution be adopted. The Bishop invited discussion. There was none. A vote on the resolution was taken and the resolution was approved by the body, and reads as follows:

A RESOLUTION RECOGNIZING THE UNITED METHODIST VOLUNTEERS IN MISSION AS THE OFFICIAL AGENCY FOR SENDING VOLUNTEER MISSION TEAMS FROM THE SOUTH CAROLINA CONFERENCE OF THE UNITED METHODIST CHURCH

Whereas, The Bible calls on all believers to go into the world and spread the Gospel by word and deed; and

Whereas, The South Carolina Conference of The United Methodist Church ("South Carolina Conference") has been sending mission teams and individuals to preach, teach, and help people with their spiritual emotional, relational, and physical needs since the formation of The United Methodist Church in 1968; and

Whereas, The South Carolina Conference is the founding organization of the United Methodist Volunteers in Mission ("UMVIM"); and

Whereas, UMVIM provides training, guidance, leadership, certain insurance coverage, and other support for mission teams both within and outside of the United States, and

Whereas, The United Methodist churches in South Carolina desire to serve God and humanity in our country and abroad; now, therefore, be it

Resolved, That the South Carolina Conference recognizes UMVIM as the United Methodist agency with more than 40 years of experience in sending volunteer mission teams and individual volunteers to places in the United States and abroad; and be it further

Resolved that the South Carolina United Methodist Annual Conference urges all local churches to send their mission teams and individual volunteers through UMVIM, thereby receiving proper training, guidance, leadership, insurance and other help, and be it further

Resolved, that every church of our conference be encouraged to designate one Sunday as "Volunteers in Mission Awareness Day;" and that each local church be encouraged to provide for UMVIM displays, information resources, solicit individual or group testimonies, and/or develop other ways to celebrate the UMVIM movement in whatever fashion that best suits the local congregations; and that local churches draw upon the available resources of the Conference's UMVIM Committee, to make the day memorable, one of "Christian Love in Action." Churches may choose the Sunday for their observance.

Rev. Henderson then thanked the members of the Board of Global Ministries and the Annual Conference for the opportunity to serve.

Bishop Taylor then recognized Ms. Jeri McKie for a word of greeting from the **General Board of Global Ministries**. A video was presented introducing a new initiative, "With," a challenge to United Methodists to be "in ministry with the poor," rather than "to" or "for" the poor. The website for this program is: www.ministrywith.org.

The results of the prior ballots were then reported. On the **ninth ballot for clergy delegates to General Conference**, **Stephen Phillip Taylor** was elected (eighth). On the **third laity ballot for Jurisdictional Conference delegates**, there was no election. The tenth clergy ballot for General Conference and fourth laity ballot for Jurisdictional Conference were taken.

Mr. Jeff Barham, the **Conference Chancellor**, directed the conference to his written report, and stated that there were no clergy trials and that the Conference has not been sued over the past year. He noted that South Carolina has a statute entitled "Judgments Against Unincorporated Associations" (South Carolina Code 15-35-170), which states that individual members of unincorporated churches are liable for judgments rendered against their church. He also encouraged local churches to plan for the financial needs and the perpetual care of their cemeteries. The report was received by the conference.

Mr. Barham offered a motion to approve the Conference Board of Trustees' resolution entitled, "**A Resolution to Authorize the Use of Funds by the Trustees of the South Carolina Conference of the United Methodist Church**". After a short discussion, the bishop called for a vote and the resolution was adopted as follows:

A RESOLUTION TO AUTHORIZE THE USE OF FUNDS BY THE TRUSTEES OF THE SOUTH CAROLINA CONFERENCE OF THE UNITED METHODIST CHURCH

Whereas, The Trustees of the South Carolina Conference of The United Methodist Church ("Trustees") are authorized by The Book of Discipline of The United Methodist Church (2008) ("Discipline") to act with regard to certain property matters on behalf of the South Carolina Conference of The United Methodist Church ("Conference"), and

Whereas, The Trustees are required to deal with the properties of abandoned and discontinued local churches that often were abandoned or discontinued many years ago without proper dispositions being made of the properties; and

Whereas, In dealing with these properties, the Trustees frequently incur costs for surveys, appraisals, maintenance, repairs, attorneys' fees, etc.; and

Whereas, The Trustees do not receive any funds from the Conference as part of the annual budget of the Conference, and

Whereas, While funds generated from the sale of a specific property may cover the costs related to the disposition of that property and even result in a surplus of funds for the Conference, the disposition of other properties (particularly those with cemeteries) generate no funds at all; and

Whereas, The Trustees require funds in order to properly carry out their responsibilities under the Discipline; and

Whereas, Through the years, the Trustees have accumulated funds (approximately $95,589.36) that are not known by the current Trustees to be connected to any specific property; now, therefore, be it

Resolved, That the Conference authorizes the Trustees to use the approximately $95,589.36 of unattributed funds now in their custody, as necessary, for the purpose of carrying out their responsibilities.

Mr. Barham then offered a motion to approve, "**A Resolution Approving the Disposition of Funds from the Sale of the Property of the Discontinued Spring Branch United Methodist Church**". The Bishop invited discussion. As there was none, Bishop Taylor called for the vote, and the motion passed, and the resolution was adopted as follows:

A RESOLUTION APPROVING THE DISPOSITION OF FUNDS FROM THE SALE OF THE PROPERTY OF THE DISCONTINUED SPRING BRANCH UNITED METHODIST CHURCH
Marion County, South Carolina
Marion District, South Carolina Conference

Whereas, The Trustees of the South *Carolina* Conference of The United Methodist Church ("Conference Trustees") sold the real property ("Property") of the discontinued Spring Branch United Methodist Church ("Spring Branch UMC") in June 2009; and

Whereas, A resolution of the 2007 Annual Conference directed the Conference Trustees to make recommendations to the Annual Conference about the use of the funds remaining from the sale of the Property following the reimbursement of any expenses associated with the disposition of the Property ("Net Proceeds"); and

Whereas, The Net Proceeds remaining from the sale of the property are $52,732.40 based on a report from the Conference Treasurer, and the Net Proceeds figure includes a small amount of rental income collected from the rental of the Property and an amount for interest income will be added to this figure when calculated by the Conference Treasurer; and

Whereas, The Conference Trustees recommend that the Net Proceeds be used as follows: (1) a portion of the Net Proceeds shall be used to provide much needed repairs to the church building located on the property of the discontinued Pisgah United Methodist Church (discontinued in 1987) in the Columbia District as part of conveying that property to a caretaker church (Fair Lawn United Methodist Church of the Columbia District has expressed a desire to become the caretaker for the property, including its cemetery, and intends to make use of the church building as part of its ministry.) and shall also be used to defray expenses related to the conveyance of the property; and (2) the remaining portion of the Net Proceeds shall be retained by the Conference Trustees to be used to support their work on behalf of the South Carolina Conference, including their work in disposing of the property of abandoned and discontinued local churches; now, therefore, be it

Resolved, That the South Carolina Conference approves the recommendations of the Conference Trustees set forth above regarding the disposition of the Net Proceeds; and be it further

Resolved, That the South Carolina Conference directs the Conference Treasurer to make any and all appropriate accounting or administrative transactions necessary to effect the disposition of the Net Proceeds in accordance with this resolution.

The report of the Conference Chancellor concluded, and the conference was in recess for ten minutes.

The offering from the Thursday night worship service was reported. The $12,869.22 received will be directed to support the **Imagine No Malaria** campaign.

The Reverend Mike Bowers, chair of the **Nominations Committee**, directed the body's attention to the report of the committee. Following the conference action to restructure Connectional Ministries, the three groups listed under "Organizations under the purview of Conference Council on Connectional Ministries" were withdrawn. The second set of nominations, those in the section "Representatives to Conference Connectional Ministry under Transitional Plan" now became the primary report of the committee in reference to Connectional Ministries. Ms. Nancy Russell was nominated for the class of 2015 as a member of the Trustees of the United Methodist Center Trustees, replacing Ms. Marianna Davis. Rev. Bowers then read the names of nominees to Boards of Trust of those believed to be United Methodist. Rev. Bowers named additional nominees to the Methodist Manor of the Pee Dee: re-elect Rev. Robert

Clemons, Rev. Larry Rodeffer, and Rev. Gordon Timmons, class of 2015; replace Rev. Pamela C. Ledbetter with Rev. James L. Friday, class of 2015; replace Rev. Michael Turner with Rev. Cynthia Taylor, class of 2015; re-elect Mr. Stanley Gibson, class of 2015; elect Mr. D. L. McIntosh, class of 2015. Rev. Tommy Bailey (replacing Church Bailey) and Ms. Genevieve Burgess (replacing Stoney Moore) were added to the slate for The Florence District Board of Church Location and Building. Rev. Ken Phelps was added to the slate for the Orangeburg District Committee on Ordained Ministry. Rev. Bowers then submitted the entire slate of nominees for election. The slate was adopted by vote and appreciation was expressed to the committee by the body. Rev. Bowers then requested that the body give diligent consideration to those who can serve on Conference-wide committees, reminding the body that this process begins at the local churches' charge conferences.

The Conference then moved into a teaching session, led by the Reverend **Jerry Temple**, whose presentation focused on "Practices of Leadership in the Wesleyan Way."

The Third Day – Friday Evening
June 10, 2011

The Reverend Michael A. Turner preached for the evening worship service, Ms. Brooke Mogy served as liturgist, and the Wightman Praise Team served as worship leaders for the evening. An offering was received to support scholarships for youth activities, particularly Epworth, Revolution, Breeze, and Asbury Hills.

The results of the **fourth laity Jurisdictional Conference ballot** were announced. The laity elected **Edd William Cunningham** (eighth), and **Jeanie Blankenbaker** (ninth) as Jurisdictional delegates. With this ballot, the election of lay delegates to General and Jurisdictional Conference was completed. A motion was offered by Rev. Willie Teague to nominate three alternate delegates (lay and clergy) to Jurisdictional Conference. There was a second and following discussion, the Bishop called for a vote. The motion was adopted. The results of the **tenth clergy General Conference ballot** were announced. No one was elected. The eleventh clergy ballot was taken. The fifth lay Jurisdictional Conference ballot (to elect alternates) was taken.

The Fourth Day – Saturday Morning
June 11, 2011

The day began with a service of Morning Prayer and Holy Communion, with the **Reverend Joanna Fallaw** presiding.

The Reverend Smoke Kanipe, chair of the Board of **Camps and Retreats Ministries**, presented their report. Included in his report was the introduction of the new Director of Camps and Retreats, Mr. Arthur Spriggs. Rev. Kanipe noted that Mr. Spriggs is a person of deep faith, has extensive experience in camping ministries, and has had years in development work. Mr. Spriggs said that the camp staff at Asbury Hills were ready to begin and that registrations were up for the summer of 2011. He invited the Annual Conference to visit Asbury Hills, then showed a video about the camp and retreat center. The conference voted to receive the report.

The Reverend John Hipp (Orangeburg) asked for an update on Sewee Coastal Retreat Center. Rev. Kanipe reminded the body that several years ago Sewee was losing nearly $100,000 per year. The Board determined at that time that it was best to suspend most operations until better facilities could be provided. A plan was developed and shared throughout the Annual Conference. The Board determined that there was not sufficient support at that time to pursue the plan and tabled the idea. In the meantime, Clemson University has operated some programs on the property and has assumed the operating costs of Sewee. Bishop Taylor encouraged the body to share any ideas and/or support to Rev. Kanipe and members of the Board. Appreciation was expressed by the body for the Board's work.

The Reverend Rusty Taylor presented the report of the Committee on **Congregational Development**. He highlighted the growth of Ebenezer and Wampee churches, under the leadership of Rev. Joanna Fallaw, and invited Rev. Fallaw to greet the conference. Rev. Taylor explained that Congregational Development also supports the re-visioning of existing churches. He noted that recent new church starts (Grace, Water's Edge, Journey, and Ashley Ridge) now average (collectively) over 1000 in worship each weekend. Rev. Taylor also drew attention to the successful model of parenting new churches that Bethany and Ashley Ridge congregations in Summerville exemplify. He reminded the body that another aspect of congregational development is to offer grants for a particular needs within existing congregations, citing as an example the worship leader that Wightman UMC hired through a Congregational Development grant. The report was received by the conference.

After a short recess, the session resumed with the **Awards, Presentations and Recognitions of the various boards, agencies and institutions.** The recipients were announced by the Reverend Kristen Richardson-Frick of Orangeburg, SC. Bishop Taylor greeted each award recipient. The **Barbara Boultinghouse Bridge Builder Award** was given to the Reverend Alfonza Jones. **The T. Dennie Smith Scholarships** were awarded to Sharon Spann Gamble and Brian Edward Preveaux. The **Seminary Students Scholarship** was awarded to Martha Ann Nichols. **Bicentennial Churches** recognized were Bethlehem UMC (Bethlehem Charge) and Rehoboth UMC (Rehoboth Charge) of the Greenwood District and Clark UMC (Oswego Circuit) of the Hartsville District. **Centennial Churches** recognized were Salem UMC (Salem Charge) of the Anderson District, Christ UMC (Christ Charge) of the Greenville District, Epworth UMC (Epworth-Springdale Charge) of the Greenwood District), Trenton UMC (Trenton-McKendree Charge) of the Greenwood District, Springville UMC (Marion Parish) of the Marion District, and Chesnee UMC (Chesnee Charge) of the Spartanburg District. The **Michael C. Watson Volunteer in Mission Awards** went to clergy member Rev. Jerry Mills Hill and lay member Marvin J. Horton. The 2011 **Bishop's Award of Excellence** was presented to: BSA Troop 502 (First, Isle of Palms), BSA Troop 397 (Asbury Memorial, Columbia), BSA Cub Scout Pack 397 (Asbury Memorial, Columbia), BSA Troop 9 (Buncombe Street, Greenville), BSA Troop 159 (Simpsonville, Simpsonville), GSUSA Brownie Troop 2378 (Red Bank, Red Bank), BSA Cub Scout Pack 518 (Red Bank, Red Bank), BSA Troop 518 (Red Bank, Red Bank), BSA Cub Scout Pack 190 (Trinity, Orangeburg), and BSA Troop 190 (Trinity, Orangeburg). The **Herbert Hucks Awards** were presented to First UMC in Cheraw; Bethlehem UMC in Bishopville; Mountain View UMC in Taylors; Gramling UMC in Gramling; Johnsonville UMC in Johnsonville; Beaumont UMC in Spartanburg; Pisgah UMC in Aynor ; and Fork Creek UMC in Jefferson. The Individual Herbert Hucks Award recipient was

Thelma Chiles Clark, First, Marion. The Publication Herbert Hucks Award recipient was James A. Neal. This year's **Students in Mission** were introduced. They were Leslie Bledsoe, Sara Reynolds, Angela Rice, Rachel Sherron, Alexander John Stoops III, Nik Miller, Holly Taylor, Jon Hoin, and Alexis Stratton. Representatives of the **Salkehatchie Summer Service** camps were recognized. The **G. Ross Freeman Award** was received by Reverend Geneva G. Stafford. The **Denman Evangelism Awards** were presented to lay member Helen Shuler and clergy member Jane Jenkins. The final presentations were for the congregations honored with the **Bishop's Five-Star Award of Excellence**. The five-star congregations were Asbury-St. James (Charleston), Bethel (Columbia), Beulah (Gilbert), Buncombe Street (Greenville), Centenary (Moncks Corner), Chapin (Chapin), Christ (Bennettsville), Clinton (Salley), Ebenezer (Longs), First (Isle of Palms), Goose Creek (Goose Creek), Grace (Columbia), Greater St. Paul (Cross), Grove Hall (Summerville), Johnsonville (Johnsonville), Landrum (Landrum), Lebanon (Eastover), Little River (Little River), Mauldin (Mauldin), Mt. Hebron (West Columbia), Old Bethel (Charleston), Red Bank (Lexington), Shandon (Columbia), Springhill (Rembert), Springtown (Smoaks), St. James (Myrtle Beach), St. Mark (Columbia), Trinity (Conway), Trinity (Blythewood),Trinity (York), Wesley (Moncks Corner), and Wightman (Prosperity). Bishop Taylor and members of the Annual Conference applauded all of the awards recipients for their various ministries in service to Jesus Christ.

The results from the **eleventh General Conference clergy ballot** were announced. There was no election. The results of the **fifth Jurisdictional Conference lay ballot** were announced**: Earline Ulmer, Ray McCoy**, and **Jean Doscher** were all elected as alternates to Jurisdictional Conference. This completed the voting for representatives for the laity.

The Reverend Dr. Tim McClendon, secretary of the cabinet, offered three resolutions to discontinue local churches. He first presented, "A Resolution to Discontinue Beulah United Methodist Church (Anderson District)" The Bishop recognized those who been a part of the ministry of that congregation, and then called for a vote. The body adopted the resolution, which states:

A RESOLUTION TO DISCONTINUE
BEULAH UNITED METHODIST CHURCH
Anderson County, South Carolina
Anderson District, South Carolina Conference

Whereas, The Church Local Conference of Beulah United Methodist Church ("Beulah UMC") has voted to discontinue the church effective June 29, 2011; and

Whereas, The Reverend Susan Leonard-Ray, District Superintendent of the Anderson District, South Carolina Conference of The United Methodist Church ("South Carolina Conference"), has recommended that Beulah UMC, located at 6224 Old Greenville Highway, Pelzer, South Carolina, be discontinued; and

Whereas, The Anderson District Board of Church Location and Building has consented to the discontinuance of Beulah UMC; and

Whereas, The Presiding Bishop of the South Carolina Conference and a majority of the District Superintendents thereof have consented to the discontinuance of Beulah UMC; and

Whereas, Beulah UMC has nurtured the faith of many people and served the community in which it is located since its founding in 1889; and

Whereas, The title to the real property on which the church building is located was never actually held by Beulah UMC; rather, the owner of the real property has simply allowed a local church of The United Methodist Church (and its predecessor religious denominations) to exist there through the years; and

Whereas, A cemetery association named The Chapel at Beulah Cemetery Association was formed to maintain the church building and grounds, including the cemetery; now, therefore, be it

Resolved, That the South Carolina Conference does hereby declare Beulah UMC discontinued, effective June 29, 2011, pursuant to paragraph 2548, The Book of Discipline of The United Methodist Church (2008); and be it further

Resolved, That the South Carolina Conference expresses thanksgiving to God for the Christian ministry rendered across the years by the members and pastors of Beulah UMC; and be it further

Resolved, That the membership of Beulah UMC shall be transferred to Pelzer United Methodist Church, Pelzer, South Carolina; and be it further

Resolved, That the personal property ("Property") of Beulah UMC, including any remaining funds, shall be transferred to The Chapel at Beulah Cemetery Association; and be it further

Resolved, That the District Superintendent of the Anderson District shall oversee the transfer of the membership and the transfer of personal property to ensure completion; and be it further

Resolved, That the District Superintendent of the Anderson District shall ensure that all records and other official and legal papers are collected and deposited for permanent safekeeping with the Commission on Archives and History of the South Carolina Conference.

Dr. McClendon then offered a resolution titled, "A Resolution to Discontinue Black Creek United Methodist Church (Charleston District)" The Bishop recognized those who have been a part of the ministry of that congregation. The body adopted the resolution, which states:

A RESOLUTION TO DISCONTINUE BLACK
CREEK UNITED METHODIST CHURCH
Berkeley County, South Carolina
Charleston District, South Carolina
Conference

Whereas*,* The Church Local Conference of Black Creek United Methodist Church ("Black Creek UMC") has voted to discontinue the church, effective June 29, 2011; and

Whereas, The Reverend Patricia J. Parrish, District Superintendent of the Charleston District, South Carolina Conference of The United Methodist Church ("South Carolina Conference"), has recommended that

Black Creek UMC, located in Cross, South Carolina, be discontinued; and

Whereas, The Charleston District Board of Church Location and Building has consented to the discontinuance of Black Creek UMC; and

Whereas, The Presiding Bishop of the South Carolina Conference and a majority of the District Superintendents thereof have consented to the discontinuance of Black Creek UMC; now, therefore be it

Resolved, That the South Carolina Conference does hereby declare Black Creek UMC discontinued, effective June 29, 2011, pursuant to paragraph 2548, The Book of Discipline of The United Methodist Church (2008); and be it further

Resolved, That the South Carolina Conference expresses thanksgiving to God for the Christian ministry rendered across the years by the members and pastors of Black Creek UMC; and be it further

Resolved, That the membership of Black Creek UMC shall be transferred to Spring Hill United Methodist Church, Ridgeville, South Carolina ("Spring Hill UMC"); and be it further

Resolved, That the real and personal property ("Property") of Black Creek UMC, which includes a cemetery, shall be transferred and conveyed to Spring Hill UMC; and be it further

Resolved, That, as part of winding up the affairs of the discontinued local church, any two officers of the Board of Trustees of Black Creek UMC are authorized to execute any and all documents necessary to effectuate the transfer and conveyance of the Property consistent with the direction of this resolution; and be it further

Resolved, That the District Superintendent of the Charleston District shall oversee the transfer of membership and the conveyance and transfer of the Property to ensure completion; and be it further

Resolved, That the District Superintendent of the Charleston District shall ensure that all deeds, records, and other official and legal papers, are collected and deposited for permanent safekeeping with the commission on archives and history of the South Carolina Conference.

Dr. McClendon then offered a third and final resolution to discontinue titled, "A Resolution to Discontinue Sharon United Methodist Church (Anderson District)". The Bishop recognized those who had been part of the ministry of that congregation, and called for a vote. The body adopted the resolution, which reads as follows:

A Resolution to Discontinue
Sharon United Methodist Church
Anderson County, South Carolina
Anderson District, South Carolina Conference

Whereas, The Church Local Conference of Sharon United Methodist Church ("Sharon UMC") has voted to discontinue the church effective June 29, 2011; and

Whereas, The Reverend Susan Leonard-Ray, District Superintendent of the Anderson District, South Carolina Conference of The United Methodist Church ("South Carolina Conference"), has recommended that Sharon UMC, located in Anderson County, South Carolina, be discontinued; and

Whereas, The Anderson District Board of Church Location and Building has consented to the discontinuance of Sharon UMC; and

Whereas, The Presiding Bishop of the South Carolina Conference and a majority of the District Superintendents thereof have consented to the discontinuance of Sharon UMC; and

Whereas, Sharon UMC has nurtured the faith of many people and served the community in which it is located since its founding in the mid-1800s; now, therefore, be it

Resolved, That the South Carolina Conference hereby declares Sharon UMC discontinued, effective June 29, 2011, pursuant to paragraph 2548, *The Book of Discipline of The United Methodist Church* (2008 ed.); and be it further

Resolved, That the South Carolina Conference expresses thanksgiving to God for the Christian ministry rendered across the years by the members and pastors of Sharon UMC; and be it further

Resolved, That the membership of Sharon UMC shall be transferred to Liberty United Methodist Church, Liberty, South Carolina; and be it further

Resolved, That the District Superintendent of the Anderson District shall have the authority to authorize the disposition of the tangible personal property items belonging to Sharon UMC; and be it further

Resolved, That the real property and any remaining personal property of Sharon UMC (not including those tangible personal property items authorized for disposition by the District Superintendent), including any monies of Sharon UMC held in bank accounts or otherwise, shall be conveyed and transferred to the South Carolina Conference to be held in trust by the Board of Trustees of the South Carolina Conference; and be it further

Resolved, That the Board of Trustees of the South Carolina Conference shall hold the property in trust pending a follow-up resolution of the annual conference that sets forth any further disposition of the property; and be it further

Resolved, That the Board of Trustees of the South Carolina Conference are authorized to use the monies transferred by Sharon UMC for the care and maintenance of the property pending the follow-up resolution of the annual conference; and be it further

Resolved, That the District Superintendent of the Anderson District shall oversee the transfer of membership and the conveyance of the real and personal property to ensure completion; and be it further

Resolved, That the District Superintendent of the Anderson District shall endeavor to locate a suitable caretaker church from within the South Carolina Conference or within a denomination represented in the Commission on Pan-Methodist Cooperation and Union; and be it further

Resolved, That the District Superintendent of the Anderson District shall ensure that all records and other official and legal papers are collected and deposited for permanent safekeeping with the Commission on Archives and History of the South Carolina Conference.

Bishop Taylor offered a prayer in gratitude for the ministries of these churches throughout their years of service. Dr. McClendon then presented the **charge line changes.** The

Reverend John Hipp offered one correction – deleting lines 18 and 19 of page 92 of the pre-conference materials. After the correction, the changes to charge lines were offered to the conference. The charge line changes were received by the conference, and are reported in in this Journal in Section V, the Business of the Annual Conference.

The Reverend John Holler presented information about the ministry at **Epworth Children's Home**. He noted that this spring six children were baptized at Epworth on Easter Sunday and six high school seniors graduated and entered the Epworth higher education program. He reminded the body that the children at Epworth are "our children." He said our children need advocacy, prayer, and $6 per member from us.

A video presentation from **Columbia College** was then offered to the body.

The results from **the twelfth General Conference clergy ballot** were announced. The clergy elected **Hayes Timothy Gainey, Jr.** (ninth). This concluded the election of clergy delegates to General Conference. The bishop then called for clergy ballot number one for Jurisdictional Conference, and the ballot was received.

The Bishop announced that the offering received for **youth-oriented scholarships** at the Friday night worship service was $13,581.48.

Following a short recess, the Annual Conference reconvened for **A Retirement Recognition Service and the "Passing of the Mantle."** Bishop Taylor presided and a video presentation of interviews of retiring clergy provided the message for the service. The following clergy and their spouses were recognized upon the occasion of their entering the retired relationship with the Annual Conference: Paul McKinney Ballard, Jr., Delphine Anita Bozardt, Daniel Senn Bradley, Robert Bissell Clemons, III, Rowan Dampeer Crews, Jr., James Ray Davis, John Henry Elliott, James Ellis Griffeth, James Henry Gunn, Willie Jerome Key, Billie Ray Osborne, Jean Owens Osborne, Anne Richardson Parrott, Luther H. Rickenbaker, III, Sheila Davidson Rogers, William Fletcher Rogers, III, Leslie James Shattuck, Sr., Wendell Wilkie Sumter, Rufus Lee Wilson, Willie Wilson, and Alfred Truman Wright. The Reverends Luther Rickenbaker (retiring) and Debra Anne Armstrong (entering) represented the retiring and entering classes of clergy in the "Service of the Passing of the Mantle."

The Fourth Day – Saturday Afternoon
June 11, 2011

After a lunch recess, the body came together at 2:00 p.m. for the Annual Conference **Memorial Service**. The preacher for the service was the Reverend Hayes Gainey. The liturgist was Bishop Mary Virginia Taylor. The opening hymn was "For All the Saints" and the closing hymn was "When We All Get to Heaven." Special music was provided by the Edisto Fork UMC Choir. Christian and Catherine Fowler served as acolytes and Bryce Jenson served as crucifer. Ms. Carol Wyndham served as organist. Mr. Paul Frey was the song leader. The following deceased ministers, spouses, and others were remembered during the Memorial Service. **Honorary Member** Bishop James Samuel Thomas was remembered, with special remarks by Bishop Taylor. **Active Ministers** remembered were Cecile "Cec" Glenn Jenkin, Jr., Edward Nunnery Taylor, Jr., and Charles Brett Waller. **Retired Ministers** remembered were Louis Mason Adams, Paul Augustus Betsill, William Sterne Bolte, Cecil Martin Camlin, Jr., Charles Smith Crenshaw, Lucy Tedder Davis, Vernon Franklin Deese, Sr., James Wylie Gosnell, Oliver Norwood Greer, Everett William "Bill" Ishman, Jr., Lawrence "Larry" Anthony Kelly, Jr., Reuben Bunyan Marlowe, William Robert Morris, Sr., Haskell Robert Reynolds, Olyn Daniel Shytle, Sr., Michael LaFonn Smith, Charles Elbert Sperry, Howard Durant Sweat, Bill Bragg Williams, and Clarence Daniel "Red" Williams. **Spouses** remembered were Carolyn Davis Bowling, Mildred S. Brown, Camelia Washington Gibbs, Manning Josey, Jr., Karolyn Keaton Owens, and Sarah Burnett Dennis Scoggins. **Surviving Spouses** remembered were Gladys Blackford Albert, Helen Laverdya Spears Alsbrooks, Betty Hudson Clark, Margaret Burton Hawkes, and Justice Vernice Stephens McCants. Also remembered were Judge Reuben Clark and Walter Smithers Green, III. Following the Memorial Service, the body entered a brief recess.

After the recess, the body came together and heard a point of personal privilege from the Reverend Roger Gramling. Rev. Gramling gave thanks for the late Reverend **Cecile "Cec" Glenn Jenkin, Jr.** for his seven years of service as the Conference Recorder. He noted that Rev. Jenkins served "with faithfulness, devotion, and sacrifice, giving long hours before, during, and after each conference session." He asked that the Journal "record this word of gratitude for Cec, for Cec's service to this Annual Conference, the audio recordings of the proceedings, program, and services of these annual services of our Conference."

Bishop Taylor then announced the results of the **first clergy Jurisdictional ballot**. The clergy elected **Megan Lynn Gray** (first) as the first delegate to Jurisdictional Conference. The Bishop then called for the second clergy Jurisdictional ballot.

After the ballot, Ms. **Carolyn Briscoe (Anderson) moved** that the first two clergy delegates elected to Jurisdictional Conference and the first two lay delegates elected to Jurisdictional Conference be sent to General Conference as alternates, that they receive funding from the Annual Conference equal to that received by delegates from the General Conference and that the three alternate clergy and three alternate delegates to Jurisdictional Conference receive funding from the Annual Conference receive funding equal to that received by delegates from the Jurisdictional Conference. The motion was seconded and, after the bishop called for the vote, the motion passed.

The Annual Conference greeted Dr. Joy Moore Associate Dean at Duke Divinity School.

Rev. Tim Rogers presented the report of the United Methodist **Relief Center** – South Carolina Conference Relationship Committee. Rev. Rogers noted that the balance owed at the end of 2010 ($274,087.98) is part of the Council on Finance and Administration report (CFA page 12). He reported that the appointed committee has met at least five times in the past year. Prior to last year, the Annual Conference did not elect the Board of Directors of the Relief Center, and the relationship between the Conference and the relief Center had never been clearly stated. However, in the years since the Relief Center was created as a response to Hurricane Hugo, the administrative and financial support provided to the Relief Center by the Conference Treasurer's Office had become a major portion of the work in that office. Rev. Rogers noted that the objective of the Committee was

to offer recommendations about creating a relationship between the Conference and the Relief Center much like the relationship that the Conference enjoys with Epworth Children's Home and the United Methodist Colleges in South Carolina. To this end, five recommendations were made to the Annual Conference. Rev. Rogers then offered a motion to approve the resolution titled, "**A Resolution to Clarify the Relationship between the South Carolina Conference of the United Methodist Church and the United Methodist Relief Center, Inc.**" Rev. John Culp (Columbia) offered a motion to amend the resolution by striking, "the reasonable repayment of any outstanding balance to the Center" and adding, "the United Methodist Conference forgives the debt of the United Methodist Relief Center." The motion was seconded. The Rev. David Surrett (Charleston) made a motion that the Culp Amendment be referred to CFA for study and that CFA report back to next year's Annual Conference session. The motion was seconded. Discussion followed. In response to questions, Rev. Tim Rogers reported that the Relief Center stated that as of June 3, 2011 their total debt was $753,671.35, with $263,097 of that debt owed to the Annual Conference. He then read a "fact sheet" about the Relief Center. Rev. Michael Bruce (Greenville) offered an amendment to the Surrett motion by adding, "that all debt payments of the Relief Center to the South Carolina Conference be suspended until the Council on Finance and Administration comes up with a fair, just, and equitable way to settle the debt." Rev. Rogers noted that the Relief Center is not currently making payments. Rev. Bruce withdrew his motion. The Bishop tested the house to see if the Conference was ready to vote. The house was ready. The Bishop called for the vote to refer the Culp amendment to CFA. The Surrett amendment was supported, and the Culp motion was referred. The Bishop then asked for further discussion. There was none. She called for the vote and the Resolution Clarifying the Relationship was approved, as follows:

A RESOLUTION TO CLARIFY THE RELATIONSHIP BETWEEN THE SOUTH CAROLINA CONFERENCE OF THE UNITED METHODIST CHURCH AND THE UNITED METHODIST RELIEF CENTER, INC.

Whereas, The UMRC – South Carolina Conference Relationship Committee ("Committee") was formed by resolution of the 2010 Annual Conference; and

Whereas, The Committee believes that it is appropriate to clarify the working relationship between the United Methodist Relief Center, Inc. ("UMRC") and the South Carolina Conference of The United Methodist Church ("Conference"); now, therefore, be it

Resolved, That the Conference acknowledges that the UMRC, which is a separately-incorporated nonprofit corporation, is a United Methodist ministry affiliated with the Conference in the spirit of the connectionalism that is an important part of the identity of United Methodists; and be it further

Resolved, That the Conference may be considered the "sponsor" of the UMRC as that term is used and understood in ¶ 2506 of The Book of Discipline of The United Methodist Church (2008); and be it further

Resolved, That the Conference declares that its association with the UMRC through connectionalism and its sponsorship of the UMRC are not intended to be or to imply a principal-agent relationship because the UMRC is a separate, self-governing nonprofit corporation; and be it further

Resolved, That the Conference is amenable to appointing the directors of the Board of Directors of the UMRC by election during its annual session as may be provided by the Standing Rules of the Conference and the corporate governance documents of the UMRC; and be it further

Resolved, That the Conference hereby recommends that the UMRC revise its Articles of Incorporation and Bylaws in order to bring the corporate governance documents of the UMRC in line with requirements of the Discipline for affiliated corporations and any Standing Rule pertaining to the UMRC; and be it further

Resolved, That the Conference Treasurer's Office is authorized to continue its work with the UMRC to transfer responsibility, no later than August 31, 2011, for the administrative functions currently being provided by the Treasurer's Office for UMRC; and be it further

Resolved, That the Conference Treasurer's Office is authorized to continue to work with the UMRC toward the reasonable repayment of any outstanding balance and to conduct regular meetings with representatives of the UMRC to oversee that work until the repayment is completed.

Rev. Rogers then offered a motion to approve, "**A Resolution to Amend the Standing Rules by Adding a Standing Rule for the United Methodist Relief Center, Inc.**" Following discussion, the bishop asked the body if they were ready to vote. They were and the body voted to adopt the resolution, as follows:

A RESOLUTION TO AMEND THE STANDING RULES BY ADDING A STANDING RULE FOR THE UNITED METHODIST RELIEF CENTER, INC.

Whereas, the Standing Rules of the South Carolina Conference ("Conference") make no reference to the United Methodist Relief Center, Inc., (UMRC); and

Whereas, The Bylaws of the UMRC call for the Conference to appoint the members of its Board of Directors, and the Conference has expressed its amenability to appointing the members of Board of Directors; now, therefore, be it

Resolved, That the Standing Rules of the Conference be amended by addition as follows:

The Annual Conference shall appoint the Board of Directors of the United Methodist Relief Center, Inc. which is composed of eighteen (18) appointed members and one additional ex-officio member.

a. Persons serving on this Board of Directors ("Board") shall be appointed through election by the Annual Conference upon nomination by the Board of Global Ministries. Those appointed shall be divided into three (3) classes of six (6) directors in each class. One class shall be appointed each year to serve for three (3) years. At least three-fifths of the appointed membership of the Board shall be members of United Methodist churches in the South Carolina Conference or ministerial members of that conference.
b. The tenure of the appointed directors shall be limited to two (2) consecutive terms. A

director shall not be eligible for re-appointment until a lapse of one (1) year.

c. In the event that a director fails to complete a term to which the director was appointed, the Board may elect a replacement for an interim period until the next meeting of the Annual Conference and shall notify the Board of Global Ministries of its action. At the next meeting of the Annual Conference, a replacement shall be appointed for the remainder of the term pursuant to sub-paragraph a. above. Appointment to complete a term shall not be counted as one of the two permitted consecutive terms of office.
d. The Charleston District Superintendent shall serve as an ex-officio member of the Board.
e. The Board of Directors shall report to the Annual Conference through the Board of Global Ministries.

Rev. Rogers asked that the members of the committee stand and asked the conference to express its appreciation to the committee members for their work.

The Bishop reported the results of the **second clergy Jurisdictional ballot**. The clergy elected **Telley Lynnette Gadson** (second) and **Michael Andrew Turner** (third). The third clergy Jurisdictional ballot was taken. Bishop Taylor then read a limerick regarding the balloting process from the laity to the clergy (authored by Ms. Sylvia Knox, Rock Hill), as follows:

There is one thing the laity can tell
The clergy vote is paced like a snail
We respectfully fear
It is all quite clear
You preachers know each other too well!

Rev. Tim Rogers offered a motion that the supper break be delayed until the business was completed. The motion carried.

Mr. Preston Cantrell then brought the Report of the **Committee on Petitions to the General Conference**. He presented the "Petition to the 2012 General Conference of the United Methodist Church Resolution Endorsing '**20/20: Visioning an Aids-Free World**'". The committee recommended concurrence. Mr. Ralph Demarco (Hartsville) offered a motion to eliminate the words, "either/or in global projects." The motion failed for lack of a second. The body voted to support the recommendation of the committee to send the petition to General Conference, as follows:

Resolution Endorsing
"20/20: Visioning An AIDS-Free World"

Whereas, The United Methodist Church has long been committed to creating an AIDS-free world, and beginning in 2005 started the United Methodist Global AIDS Fund as a global health initiative to raise funds to support church-oriented and Christ-centered HIV and AIDS ministries, and

Whereas, this Fund successfully has raised funds for distribution for more than 175 projects in over 37 countries (including the United States), and the need for continued and increased funding for programs of HIV and AIDS education, prevention, care, and treatment is everywhere evident, and

Whereas, more than 30 million people are infected worldwide, almost 50% of whom are women, and over 15 million AIDS orphans struggle to survive, we are reminded anew that "where there is no vision, the people perish . . . "(Proverbs 29:18) and that Jesus called his disciples to "heal every disease and sickness" (Matthew 10:1), and

Whereas, our founding leader, John Wesley practiced medicine himself and called his followers to care for the sick and suffering, and to avoid stigmatization and discrimination, and

Whereas, a gift as small as $20 can stop the transmission of HIV from several mothers to their new-born babies, supply nutrients to 20 HIV positive children suffering from dehydration, ensure nursing care for a newborn infant born with AIDS, teach young people and adults how to prevent HIV, feed an HIV positive person for a month so they can take powerful medicines, and provide free Upper Room biblical readings and prayers for those infected and affected. Now, therefore, be it

Resolved,, that the 2012 General Conference endorses the new "20/20: Visioning an AIDS-Free World" campaign of the United Methodist Global AIDS Fund Committee, and

1. Encourages every United Methodist to contribute yearly $20, $200 or more to the United Methodist Global AIDS Fund Advance #982345 and to invite others to join in this mission of mercy. 25 percent of what the annual conference raises should be used within the conference for AIDS work, either locally or in global projects.
2. Asks each church and Annual Conference to educate its members about the HIV and AIDS crisis and to take up at least one major Annual Conference offering during the quadrennium.
3. Invites local congregations and individuals to join the 2020 Club composed of those who have committed $2,020 by 2020 to the United Methodist Global AIDS Fund.
4. Requests United Methodists to pray for an AIDS-free world, remembering the words of Galatians 6:9: "and let us not grow weary in well doing, for in due season we shall reap, if we do not lose heart." And be it further

Resolved, that the 2012 General Conference requests that planners of the 2016 and 2020 General Conference set aside plenary time to review the progress of this "20/20: Visioning an AIDS-Free World" campaign, evaluating and highlighting the contributions United Methodists have made in this global health initiative.

Mr. Cantrell then presented the "Petition to the 2012 General Conference of the United Methodist Church: **Records of the Committee on Investigation**". The committee recommended concurrence. The body supported the committee's recommendation by vote, and approved sending the petition to General Conference as follows:

Petition to Amend ¶2706

Amend ¶ 2706 by adding a new item <u>7. Records of the Committee On Investigation – At the conclusion of the investigation process, all documents used by the committee on investigation, including transcriptions of its hearings, shall be sent to the secretary of the</u>

annual conference, the jurisdictional or central conference in the case of a bishop, who shall keep them in custody. Such documents are to be held in a confidential file and shall not be released except for the purposes of trial and then only to Counsels for the Church and the Respondent and to the Presiding Officer of the Trial Court who shall return them to the secretary of the annual, jurisdictional, or central conference following the conclusion of the trial and any appeal.

Rationale: This proposed amendment addresses the disposition and custody of the records of the Committee on Investigation which is not adequately addressed anywhere else in disciplinary procedures for the Committee except for ¶ 2706.4.e) which only addresses the matter in the case where the complaint is dismissed or returned to the bishop.

Mr. Cantrell then presented the "Petition to the 2012 General Conference of the United Methodist Church: **Assistant Counsels Clergypersons in Full Connection** of the Respondent's Annual Conference, Jurisdictional or Central Conference and Not Practicing Attorneys". The committee recommended concurrence. After brief discussion, the body supported the committee's recommendation and voted to forward the petition to the 2012 General Conference as follows:

Petition to Amend ¶2708.7

Amend ¶ 2708.7. Counsel – In all cases, a respondent shall be entitled to appear and to select and be represented by counsel, a clergyperson in full connection of The United Methodist Church if the respondent is a bishop, a clergyperson, or a diaconal minister; and a lay or clergy member of The United Methodist Church if the respondent is a lay member. The respondent and the Church shall be entitled to have counsel heard in oral or written argument or both. The official charged . . . .

No person who was a member of the cabinet, Board of Ordained Ministry, or committee on investigation who earlier considered the case now before the trial court shall be appointed counsel for the church or serve as counsel for the respondent or any of the persons bringing complaints in a case. In all cases of trial where counsel has not been chosen by the respondent, counsel shall be appointed by the presiding officer. The counsel for the Church and for the respondent each shall be entitled to choose one assistant counsel, who may be an attorney, without voice. "Without voice" means without the ability to speak to or within the hearing of the trial court. In the case of a trial of a bishop, clergyperson, or local pastor, all counsels and assistant counsels shall be clergypersons in full connection of the respondent's annual conference, or in the case of a bishop, of the bishop's jurisdictional or central conference.

Rationale: Counsels and assistant counsels should be clergy in full connection, not practicing attorneys, as the process described here is a church process conducted by and within an annual conference, jurisdictional conference, or central conference. The presence of practicing attorneys compromises the distinction between church law and civil law.

Mr. Cantrell then moved "Petition to the 2012 General Conference of the United Methodist Church: **Suspension Superseded by Finding of the Trail Court** When Respondent is a Clergy Member". The committee recommended concurrence. The Bishop invited discussion. There was none, and she called for a vote. The body voted to support the committee's recommendation to forward the petition to the 2012 General Conference as follows:

Petition to Amend ¶ 2704.2.c

Amend ¶ 2704.2.c) If five or more members of the committee on investigation so recommend, the bishop may suspend the person charged from all clergy responsibilities pending the outcome of the judicial process conclusion of the trial process. The respondent retains all rights and privileges as stated in ¶ 334.

Rationale: The suspension provided for in this paragraph is superseded by the finding of the trial court. In the case of conviction, the finding of the trial court determines the new status of the person charged which has immediate effect unless otherwise indicated by the trial court (¶ 2711.3.).

Mr. Cantrell then offered the "Petition to the 2012 General Conference of the United Methodist Church: **Discipline in Effect for Judicial Process**". The committee recommended concurrence. The Bishop invited discussion and there was none. She called for the vote, and the conference voted to support the committee's recommendation to forward the petition to the 2012 General Conference as follows:

Petition to Amend ¶ 2719.5

Amend ¶ 2719.5. For procedural purposes, the judicial process shall be governed by the Discipline in effect on the date a Bill of Charges and Specifications is received by the chair of the committee on investigation a complaint is forwarded to the Counsel for the Church.

Rationale: Proposed amendment clarifies that the judicial process begins once a complaint is referred to Counsel for the Church. Prior to this referral, the process is still supervisory and not a judicial process. Amendment furthers corrects error as the "bill of charges and specifications" comes from the committee on investigation, not "received" by the chair of the committee.

Mr. Cantrell then presented the "Petition to the 2012 General Conference of the United Methodist Church: **Time Period for Proceedings to Trial** Following Referral of Bill of Charges and Specifications for Trial". The committee recommended concurrence. The Bishop invited discussion, and there was none. She called for the vote. The body voted to support the committee's recommendation to forward the petition to the 2012 General Conference as follows:

Petition to Amend ¶ 2706.5

Amend ¶ 2706.5.b) by adding a new item (5) Proceeding to trial – The respondent shall have thirty days from the date of receipt of the bill of charges and specifications adopted by the committee on investigation during which to withdraw from college, conference, or church membership, resign, surrender

the ministerial office, and/or surrender credentials. Should the respondent fail to do so within the allotted thirty days, the matter shall proceed to trial.

Rationale: This proposed amendment provides a fixed amount of time during which the Respondent may voluntarily avoid a trial, and failing to do so, will proceed to be tried.

With this vote, the report of the committee was completed, and the conference expressed its appreciation to Mr. Cantrell and the members of the committee.

Mr. Dan O'Neill of the General Board of Pension and Health Benefits brought a word of thanks for the Conference's support of the **Central Conference Pension Initiative**.

The Reverend David Surrett and Mr. Tony Prestipino brought the Report of the **Council on Finance and Administration**. Rev. Surrett requested that the Conference Secretary send an expression of our prayers and concern to CFA President Rev. Dr. Ed McDowell during his physical rehabilitation. The body supported this request. He also requested that birthday greetings be sent to Rev. Bob James upon his 80th birthday. The body supported this request. Rev. Surrett that CFA had reduced its requested amount for the "Contingency Fund" by $5,000, for a total request of $255,000, and to add $5,000 to the Administrative Committees budget, bringing the recommended total to $8,000. This recommendation did not change the total budget amount recommended for 2012. Rev. Bob Huggins (Hartsville) asked where the pension amount or the delinquency of pension amounts are shown in CFA reports. Rev. Surrett replied that these delinquencies are recorded and shared with CFA and the District Superintendents and delinquent congregations are encouraged to pay in full. Rev. Huggins then moved that the Annual Conference form a task force. The motion was seconded. Discussion followed and when the bishop called for a vote, the motion was defeated. The Bishop invited further discussion on the report, including the proposed budget for 2012. There was none. The conference then voted to adopt the report as a whole, including the adjustments noted by Rev. Surrett. The report of CFA being completed, the conference expressed appreciation for the work of the Council.

Bishop Taylor then announced the results of the **third clergy ballot for delegates to Jurisdictional Conference**. The clergy elected **Patricia Jean Parrish** (fourth) and **Mary Victoria Teasley** (fifth). The fourth clergy Jurisdictional ballot was taken.

The bishop asked Rev. Tim Rogers to give the report of the **Committee on the Annual Conference**. The Committee recommended that the Conference return to Florence, SC for the 2012 meeting. The body voted to approve the recommendation.

Bishop Taylor reported that there were 846 laity and 795 clergy in attendance – a total of 1640 delegates. Bishop Taylor then set the **2012 Annual Conference dates as Sunday, June 10 – Wednesday, June 13, 2012**.

Rev. Rogers reminded the body that clergy need to submit updated personal information for the 2011 Ministers' Book, and asked that everyone fill out and submit evaluation forms. Rev. Rogers read a message from the Reverend Dr. Albert Mosley, President and Dean of Gammon Theological Seminary, expressing his regret over his inability to bring greetings to the Conference in person. Dr. Moseley expressed his gratitude for the relationship between the South Carolina Annual Conference and Gammon and for the Annual Conference's support of the Ministerial Education Fund.

Rev. Rogers, Secretary of the Annual Conference, expressed appreciation to those who assisted with Annual Conference as follows: Rev. James Friday, Florence District Superintendent, and Margaret Smith, his Administrative Assistant; Rev. Dane Morehead, Senior Pastor of St. Paul United Methodist Church, the Host Church, together with the people and staff of St. Paul for many acts of service and hospitality; Kendall Wall, General Manager of the Florence Civic Center, together with JoLynn, Russell, Brandon, Lyna and the outstanding Civic Center staff; the United Methodist volunteers from throughout the Pee Dee region who served in registration, in the information booth, and as ushers; Rev. Carleathea Benson, head usher; Mrs. Pat Mack and the staff of the Print Media Center, who printed and assembled the pre-conference and registration materials, prepared the name badges for registration, and printed Conference program materials; Laura Hill, Bonnie and Walt Speas, and Sylvia and Bill Hulbert who assisted with special registration; David Hullings and the staff of GNTV who provided audio and video services for the Conference; Mr. Matt Brodie, the Director of Communications, for overseeing the preparation and presentation of the video presentations; Carla Steele who "signed" the worship services; the three Assistant Secretaries serving on the platform: The Reverend Will Malambri, The Reverend James C. Lane, and The Reverend Kristen Richardson-Frick, the Head Teller; our Tellers, sixty persons from across the Conference who served so faithfully throughout the week; Rev. Paul Cheezem, who oversaw the computer voting system; Mrs. Bettye Rivers, Administrative Assistant to Bishop Taylor; Rev. Gary Phillips and the Commission on Worship; The Reverend Miyoung Paik and her assistants who were responsible for preparing the communion table and backdrop banners; Ms. Carol Wyndham, the Conference Organist; The Reverend Karen Radcliffe and members of the Conference Board of Ordained Ministry who planned the Ordination Service and the Licensing Recognition Service; Highland Park United Methodist Church for the use of their pulpit and kneeler; Trinity United Methodist Church of Darlington for the use of their kneelers; Cumberland United Methodist Church for the use of their long kneelers; Central United Methodist Church for the use of their pulpit and for storing the worship furniture; Rev. James Ellis Griffeth, Rev. Adriane McGee, and Rev. Jo Anna Fallaw for leading Morning Prayer and Communion; Rev. Hayes Gainey, the Memorial Service preacher; the Edisto Fork United Methodist Church Choir, the music leaders for the Memorial Service; Rev. Robert Howell, Rev. Susan Leonard-Ray, and Rev. Jerry Temple, the leaders during the Teaching Times, Rev. Millie Nelson, Rev. Joel McMakin, and Ms. Brooke Mogy, the evening worship leaders; Rev. Judy Hames, the St. Mark United Methodist Church Mass Choir, and Jon Ballard and the Wightman Praise Team who led the music in the evening worship services; Rev. Jeff Kersey, Rev. Telley Gadsden, and Rev. Michael Turner, the preachers for the evening worship services; the Rev. Paul Frey who served as song leader throughout the week; Mr. Robin Thompson, Mr. Shaw Thompson, and the Pee Dee Mass Choir who provided music in the Service of Commissioning, Ordination, and Sending Forth; all of whom added so much to the worship experiences; other individuals who have helped in the

preparation and conduct of the conference in so many ways; the Conference Parliamentarian, The Reverend Dr. Timothy McClendon; the Conference Lay Leader, Dr. Joseph Heyward, who planned and led the Orientation Session for Lay Members on Wednesday morning; and Bishop Mary Virginia Taylor, who preached, led worship, gave direction to our planning and so ably presided over the Conference.

Reverend Rogers then made the following **Omnibus Motion**: That any reports, nominations, or recommendations printed and distributed in the pre-conference or registration materials or distributed on the floor during the Annual Conference Session not previously acted upon be accepted and moved to record and that following the completion of the voting process for clergy delegates to Jurisdictional Conference and the alternate clergy delegates to Jurisdictional Conference and the Closing Worship and The Fixing of the Appointments this 2011 Session of the South Carolina Annual Conference be adjourned *sine die*. The motion was seconded and approved by the Conference at 6:16 p.m. The Bishop and Annual Conference expressed appreciation to Rev. Rogers and to those involved in the preparations and conduct of the Annual Conference.

The Bishop then announced the results from the **fourth clergy ballot for Jurisdictional Conference**. The clergy elected **John Wesley Hipp** (sixth). The Bishop then called for the fifth clergy ballot for Jurisdictional Conference. Following the ballot, the Conference was in recess for the dinner break.

The Fourth Day – Saturday Evening
June 11, 2011

After the dinner recess, the Bishop announced the results of the **fifth clergy ballot for Jurisdictional Conference**. The clergy elected **Constance Nelson Barnes** (seventh). The Bishop called for the sixth Jurisdictional ballot. The sixth Jurisdictional ballot was ruled invalid after a clerical error. The Bishop called for the seventh ballot.

The Bishop announced the results of the **seventh clergy ballot for Jurisdictional Conference**. The clergy elected **James Leroy Friday** (eighth). The bishop called for the eighth Jurisdictional ballot. The Bishop announced the results of the eighth ballot. There was no election. The bishop called for the ninth Jurisdictional ballot. The Bishop announced the results of the ninth ballot. There was no election. The bishop called for the tenth Jurisdictional ballot.

The bishop announced the results of the **tenth clergy ballot for Jurisdictional Conference**. The clergy elected **John Wesley Culp** (ninth) as the final delegate to Jurisdictional Conference. The bishop called for the eleventh Jurisdictional Conference ballot to elect alternate delegates to Jurisdictional Conference.

The bishop announced the results of the **eleventh clergy ballot for Jurisdictional Conference**. The clergy elected **Jeffery Grant Kersey** and **Narcie McClendon Jeter** as alternate clergy delegates to Jurisdictional Conference. The bishop called for the twelfth ballot.

The bishop announced the results of the **twelfth clergy ballot for Jurisdictional Conference**. The clergy elected **Thomas Jesse Bowman, Sr.** as the final clergy alternate to Jurisdictional Conference. This concluded the clergy election process.

The session ended at 11:05 p.m.

The Fifth Day – Sunday Morning
June 12, 2011

The Service of Commissioning, Ordination and Sending Forth was held in the Civic Center Arena at 10:30 a.m. Bishop Mary Virginia Taylor presided, preaching a sermon entitled, "The Time Has Come," based on Acts 2:1-21. An offering was received to support South Carolina Seminary Student Scholarship Fund and the Bessie Bellamy Parker Memorial Scholarship Fund. Music was provided by the Mass Choir of the Pee Dee, under the direction of Mr. Shaw Thompson, with Mr. Robin Thompson of Main Street UMC, Dillon, serving as the organist. The Extended Cabinet, the Board of Ordained Ministry, and clergy sponsors participated in the procession.

During the service, Katherine Amanda Brock was commissioned as a **Provisional Deacon.** The following persons were commissioned as **Provisional Elders:** Walter Joseph Cantwell, Jason Daniel Everson, Fadetra Deonka Harrington, Judith Ann Knox, David Dean McManus, Jr., Kurt Anthony McPherson, Richard Hancock Reams, Davie Demetrius Sanders, Jr., Steven Paul Simoneaux, Jr., Scott Walter Smoak, and Ryan Greasor Spurrier. The following persons were ordained as **Deacons**: Shelly Anne Holder, Karen Hanyea Lail Jones, Karen Trogdon Kluever, and Mary Kay Wood. And the following persons were ordained as **Elders**: Debra Anne Armstrong, Shawn Galloway Armstrong, William Thomas Dargan, Ann Dease Everett, Daniel Flessas, Pattie Elaine Gordon, Joshua Timothy McClendon, Adriane Maria McGee, Nanada Nichole Middleton, Dwight Arnold Nelson, Annie Hair Sistrunk, Jonathan Edward Tompkins, John Henry Vickers, III, Richard Wilson Waldrep, and Amanda Taylor Young.

Following the **Fixing of the Appointments** and **Sending Forth**, the newly commissioned and ordained were received and congratulated in the Civic Center, thus concluding the 40th gathering of the South Carolina Annual Conference.

Timothy J. Rogers
Secretary of the Annual Conference

NOTES

SECTION V

SOUTH CAROLINA ANNUAL CONFERENCE

THE UNITED METHODIST CHURCH

THE BUSINESS OF THE ANNUAL CONFERENCE

The Minutes of the Fortieth Session of the South Carolina Annual Conference
Organized 1972
[Continuing the South Carolina Conference (1785)
and the South Carolina Conference (1866)]

Held in Florence, South Carolina, at the Florence Civic Center

June 8-12, 2011

Bishop Mary Virginia Taylor, Presiding

PART I ORGANIZATION AND GENERAL BUSINESS

1. **Who are elected for the quadrennium** (¶¶603.7, 618):
   Secretary: Timothy J. Rogers
   Mailing Address: 4908 Colonial Drive, Suite 122, Columbia, South Carolina 29203
   Telephone: 803/786-9486
   Statistician: Anthony C. Prestipino
   Mailing Address: P.O. Box 3787, Columbia, South Carolina 29230-3787
   Telephone: 803/786-9486
   Treasurer: Anthony C. Prestipino
   Mailing Address: P.O. Box 3787, Columbia, South Carolina 29230-3787
   Telephone: 803/786-9486

2. **Is the Annual Conference incorporated** (¶603.1)? Legal, yes; Ecclesiastical, no.

3. **Bonding and auditing:**
   a) What officers handling funds of the conference have been bonded, and in what amounts (¶¶617, 2511)? The conference Treasurer and the staff of the Administrative Services Office are bonded for $1,000,000.00
   b) Have the books of said officers or persons been audited (¶¶616, 2511)? Yes (see report, page 394 of Journal.)

4. **What agencies have been appointed or elected?**
   a) Answer Yes or No for each of the councils, boards, commissions, or committees listed:
      (1) Board of Ordained Ministry (¶634)? Yes
      (2) Board of Pensions (¶638)? Yes, as the Board of Pension and Health Benefits
      (3) Board of Trustees of the Annual Conference (¶2512)? Yes
      (4) Committee on Episcopacy (¶636)? Yes
      (5) Committees on Investigation (¶2703.2, .3)? Yes
      (6) Administrative Review Committee (¶635)? Yes
   b) Indicate the name of the agency (or agencies) in your annual conference which is (are) responsible for the functions related to each of the following general church agencies (¶609.1):
      (1) General Council on Finance and Administration?
            Conference Council on Finance and Administration
      (2) General Board of Church and Society?
            Conference Board of Church and Society
      (3) General Board of Discipleship?
            Conference Board of Education, Conference Board of Evangelism,
            Conference Board of the Laity, Conference Commission on Worship,
            The Conference Committee on Congregational Development
      (4) General Board of Global Ministries?
            Conference Board of Global Ministries
      (5) Higher Education and Campus Ministry?
            Conference Board of Higher Education and Campus Ministry
      (6) General Commission on Archives and History?
            Conference Commission on Archives and History
      (7) General Commission on Christian Unity and Interreligious Concerns?
            Conference Commission on Christian Unity and Interreligious Concerns
      (8) General Commission on Religion and Race?
            Conference Commission on Religion and Race
      (9) General Commission on the Status and Role of Women?
            Conference Commission on the Status and Role of Women
      (10) United Methodist Communications?
            Conference Commission on Communications

c) Indicate the conference agencies which have responsibilities for the following functions:
   (1) Criminal Justice and Mercy Ministries (¶655)?
       Conference Board of Church and Society
   (2) Disability Concerns (¶652)?
       Conference Board of Church and Society
   (3) Equitable Compensation (¶624)?
       Conference Commission on Equitable Compensation
   (4) Laity (¶630)?
       Conference Board of the Laity
   (5) Native American Ministry (¶653)?
       Conference Committee on Ethnic Local Church Concerns
   (6) Small Membership Church (¶644)?
       Conference Board of the Laity, Conference Board of Evangelism

d) Answer Yes or No for each of the following conference or district organizations:
   (1) Conference United Methodist Women (¶646)? Yes
   (2) Conference United Methodist Men (¶647)? Yes
   (3) Conference Council on Youth Ministry (¶648)? Yes
   (4) Conference Council on Young Adult Ministry (¶649)? Yes
   (5) District Boards of Church Location & Building (¶2518)? Yes
   (6) Committees on District Superintendency (¶666)? Yes
   (7) District Committees on Ordained Ministry (¶663)? Yes

e) What other councils, boards, commissions, or committees have been appointed or elected in the annual conference?
   Board of Health and Welfare Ministries
   Committee on the Annual Conference
   Committee on the Conference Journal
   Committee on Conference Staff Relations
   Committee on Disaster Response
   Committee on Ethnic Local Church Concerns
   Committee on Nominations
   Committee on Pastoral Care and Counseling
   Committee on Petitions to the General Conference
   Committee on Resolutions and Appeals
   Committee on Standing Rules

5. **Have the secretaries, treasurers, and statisticians kept their respective records according to the prescribed forms** (¶606.8)? Yes

6. **What is the report of the statistician?** See 2011 Annual Conference Journal

7. **What is the report of the treasurer?** See 2011 Annual Conference Journal

8. **What are the reports of the district superintendents as to the status of the work within their districts?** None

9. **What is the schedule of minimum base compensation for pastors for the ensuing year** (¶¶342, 624.3)? See the Report of the Conference Commission on Equitable Compensation, 2011 South Carolina Annual Conference Journal.

10. **What amount has been apportioned to the pastoral charges within the conference to be raised for the support of the district superintendents for the ensuing year** (¶613.1a)? $1,094,400.00

11. **a) What amount has been apportioned to the pastoral charges within the conference to be raised for the support of the pension and benefit programs of the conference for the ensuing year** (¶¶613.1d, 1507)? $1,952,536.00

    b) What are the apportionments to this conference for the ensuing year:

a)	For the World Service Fund?	$2,117,517.00
b)	For the Ministerial Education Fund?	$702,552.00
c)	For the Black College Fund?	$289,216.00
d)	For the Africa University Fund?	$62,715.00
e)	For the Episcopal Fund?	$645,004.00
f)	For the General Administration Fund?	$241,842.00
g)	For the Interdenominational Cooperation Fund?	$55,611.00

12. **If the annual conference apportions to the local church a fund that combines two or more general apportioned funds with one another, or that combines one or more general apportioned funds with funds other than a general apportioned fund, list below for each combined fund: a) the name and amount of each general fund included in the apportionment; b) the percentage of the combined fund total that corresponds to each general fund apportionment** (¶¶613.3d, 614.4). Not Applicable

13. **Conference and district lay leaders** (¶¶603.9, 658):
   a) Conference lay leader: Dr. Joseph E. Heyward
      Mailing Address: PO Box 384, Florence, SC 29503

   b) Associate conference lay leader:
      Ms. Barbara Ware, 312 Woodruff Park Lane, Simpsonville 29681

   c) District lay leaders:

Anderson:	Ms. Freda Brock, 1002 Willow Run, Anderson 29621
Charleston:	Mrs. June Willson, 317 Ayers Circle, Summerville 29485
Columbia:	Mrs. Brenda Hook, 2827 Hebron Drive, West Columbia 29169
Florence:	Ms. Cynthia Williams, PO Box 956, Kingstree 29556
Greenville:	Ms. Barbara Ware, 312 Woodruff Park Lane, Simpsonville 29681
Greenwood:	Mr. David Salter, PO Box 904, Aiken 29802
Hartsville:	Mr. Max Jackson, 1309 Fairlawn Drive, Sumter 29150
Marion:	Mr. David Lovell, PO Box 36, Gresham, SC 29546
Orangeburg:	Dr. Robert Barrett, 185 Cloister Cove Lane, Orangeburg 29115
Rock Hill:	Mr. Donald Love, 1924 Bangor Road, Charlotte, NC 28217
Spartanburg:	Ms. Earline Powell, PO Box 36, Startex 29377
Walterboro:	Mr. John Allgood, 127 Meadowlake Drive, Walterboro, SC 29488

14. **What local churches have been:**
   a) Organized or continued?

      1. New Church Start (¶260.2,.3)
         Ashley Ridge, Charleston District (2009)
         Water's Edge, Walterboro District (2006)

      2. Mission Congregation (¶260.1a)
         Esperanza Mission Congregation, Greenville District (2009)
         Greenville Korean Mission Congregation, Greenville District
         New Beginnings Mission Congregation, Greenville District
         Rocky Swamp Mission Congregation, Orangeburg District (2010)
         West Columbia Hispanic Ministry Mission Congregation, Columbia District

      3. Chartered Local Church (¶260.5) (List only churches chartered this year.) None
         Grace Community, Rock Hill District

   b) Merged (¶¶2545, 2546)?

      1. United Methodist with United Methodist: None
      2. Other mergers: None

   c) Discontinued or abandoned (¶¶229, 341.2, 2548)? (State which for each church listed.)
      Discontinued

      1. New Church Start (¶260.2,.3) None
      2. Mission Congregation (¶260.1a) None
      3. Chartered Local Church (¶260.5)
         Beulah (270394), Anderson District
         Sharon (270873), Anderson District
         Black Creek (271593), Charleston District

      Abandoned
      None

   d) Relocated and to what address? None
   e) Changed name of church? (Example: "First" to "Trinity") None
   f) Transferred this year into this conference from other United Methodist conference(s) and with what membership (¶¶41, 261)? None

   g) What other changes have taken place in the list of churches? None

15. **Are there Ecumenical Shared Ministries in the conference?** (¶208)
   a) Federated church

Name of church	District	Other Denomination(s)
None		

   b) Union church

Name of church	District	Other Denomination(s)
None		

   c) Merged church

Name of church	District	Other Denomination(s)
None		

   d) Yoked Parish

Name of church	District	Other Denomination(s)
None		

16. **What changes have been made in district and charge lines?**

CHARGE LINE CHANGES

Anderson District
1. Dissolve the Homeland Park-Sandy Springs-Bethel Charge
   a. Attach Sandy Springs (270884) and Bethel (270202) to the Toxaway (270281)-John Wesley (270257) Charge to form the North Anderson Charge
   b. Attach Homeland Park (270213) to the South Anderson Charge (Ebenezer-270656, Marshall Memorial-270224, Orrville-270246) and continue as the South Anderson Charge
2. Discontinue Beulah (270394) from the Pelzer-Beulah Charge
   a. Attach Pelzer (270782) to Grace (271126), Williamston to form the Grace-Pelzer Charge
3. Discontinue Sharon (270873), Liberty

Charleston District
1. Discontinue Black Creek (271593) from the Lebanon Charge
   a. Spring Hill (271616) and Lebanon (271844) will continue as the Lebanon Charge

Florence District
1. Dissolve the Olanta-Coward Charge
   a. Make St. Paul, Coward (275831) a station church
   b. Make Nazareth (276356) a station church
2. Attach Hebron (275693) to Pergamos (275751) and Bethesda (275671) to form the Hebron-Cades Charge
3. Dissolve the Union Charge
   a. Make Good Hope (276414) a station church
   b. Attach Union (276301) to Elim (276378) to form the Union-Elim Charge

Hartsville District
1. Dissolve the Mt. Zion-North Sumter Charge
   a. Attach Mt. Zion (959196) to Emmanuel (959185) to form the Emmanuel-Mt. Zion Charge
   b. Antioch (958988) and Shepherd (953348) will continue as the North Sumter Charge

Marion District
1. Dissolve the Loris Charge
   a. Make Camp Swamp (277112) a station church
   b. Attach Ebenezer (276881) to Wampee (276870) to form the Ebenezer-Wampee Charge

Orangeburg District
1. Dissolve the Branchville-Pleasant Hill Charge
   a. Make Branchville (277404) a station church
   b. Attach Pleasant Hill (277590) to Trinity, Bamberg (277327) to form the Trinity-Pleasant Hill Charge

Rock Hill District
1. Dissolve the Heath Springs Charge
   a. Attach Hanging Rock (280473) to the Kershaw Charge
   b. Attach Salem (280341) to St. Luke, Lancaster (278526) to form the St. Luke, Lancaster-Salem Charge
2. Attach Camp Creek (278732) to Bethesda (278297) to form the Camp Creek-Bethesda Charge

Spartanburg District
1. Attach Liberty (279097) from the Greenville District to the Campobello (279111)-Fingerville (279133) Charge to form the Foothills Charge
2. Attach St. Luke (279736) to Beaumont (279565) to form the St. Luke-Beaumont Charge

DISTRICT LINE CHANGES

Greenville District
1. Transfer Liberty (279097) to the Spartanburg District

PART II PERTAINING TO ORDAINED MINISTERS AND LOCAL PASTORS

(**Note:** A (v) notation following a question in this section signifies that the action or election requires a majority vote of the clergy session of the annual conference. If an action requires more than a simple majority, the notation (v 2/3) or (v 3/4) signifies that a two-thirds or three-fourths majority vote is required. Indicate credential of persons in Part II: FD, FE, PD, PE, and AM when requested.)

17. **Are all the clergy members of the conference blameless in their life and official administration** (¶¶604.4, 605.6)?

Yes. The character and conference relations of all clergy members have been reviewed by the Board of Ordained Ministry, in consultation with The Cabinet. Those clergy whose character or conference relations are in question have been noted in the appropriate business questions and/or are being reviewed by the appropriate bodies as set forth in *The Book of Discipline.*

18. **Who constitute:**

a) **The Committee on Investigation** (¶2703.2)? (**v**)

Robert Wayne Horne (ch)	Clergy 2008
Katherine Lewis James	Clergy 2008
J. Jeannetté Cooper	Clergy 2008
Kenneth B. Timmerman	Clergy 2010
Eddie Calvin Williams	Clergy Alternate 2008
Clarence Earl Kanipe, Jr	Clergy Alternate 2008
Hazel Correll Bennett	Clergy Alternate 2008
Betty Susan Ulmer	Clergy Alternate 2008
W. Ann Bartelle	Laity 2008
Carolyn Briscoe	Laity 2008
Robert Scarborough	Laity 2008
Rubielee L Addison	Laity Alternate 2008
Charles Ayers	Laity Alternate 2008
Robert Barnett	Laity Alternate 2008
Bud Jones	Laity Alternate 2008
Nancy Russell	Laity Alternate 2008

b) **The Administrative Review Committee** (¶636)? (**v**)

William Rutledge Childs	2008 ARC
Hayes Timothy Gainey, Jr.	2008 ARC
Theodore Holt Walter	2008 ARC
Frank Julius Griffith, Jr.	2008 ARC alternate
Cassandra Pasley Jackson	2008 ARC alternate

19. **Who are the certified candidates** (¶¶311, 312)

a) **Who have been certified as candidates for ordained or licensed ministry since the last session of the annual conference?** (List the names of all those who have been certified, including those who are also listed in questions 20 and 21.)

Anthony Alford	Marion	2011	
Louis Randolph Ashley	Florence	2011	
Debra Malcom Barnett	Walterboro	2011	(trf WNC)
Lorenza Bell, II	Walterboro	2011	
Laura Lisa Bessent-Price	Greenville	2011	
Clifford C. Binion	Greenwood	2011	(trf W.Ohio)
Joshua Lee Blackwelder	Hartsville	2011	
Don Clifford Boshell	Spartanburg	2011	
Kenneth Campbell Burr, Sr	Walterboro	2011	
Benjamin Olsen Burt	Charleston	2011	
Taylor Freeman Coates	Hartsville	2011	
Frances Sarah Connell	Florence	2011	(trf Cal-Pac)
Marion Loretta Cooper	Hartsville	2011	
William Wallace Culp, III	Greenville	2011	
Andrea Mae Davis	Florence	2011	
Kimberly Norbeck Evans	Hartsville	2011	
Mallory Jean Forte	Charleston	2011	
Brandon Lee Fulmer	Orangeburg	2011	(trf NGA)
Emily Ghassemzadeh	Charleston	2011	
Shirley Peterson Gordon	Greenville	2011	
Erik Kenneth Grayson	Anderson	2011	
Charles Brian Humphries	Spartanburg	2011	
Angela Renee Johnson	Rock Hill	2011	
Andrew Thomas Jones	Spartanburg	2011	(trf N. Alabama)
Sharon Laney Long	Columbia	2011	
Andrew Charles Martin	Spartanburg	2011	
Elizabeth Adams Murray	Columbia	2011	
Martha Ann Nichols	Spartanburg	2011	
Brindle Dianne Segars	Hartsville	2011	
Amie Pridgeon Shaver	Spartanburg	2011	
Thomas Raymond Smith	Walterboro	2011	
Walter Edward Strawther	Columbia	2011	
Palma Duncan Thomas	Florence	2011	
David Owens Ussery	Rock Hill	2011	
Paige Danielle Wheeler	Charleston	2011	
Sheri Yvette White	Walterboro	2011	
Margaret Hughey Wilkes	Columbia	2011	
Paul David Wilmer	Greenville	2011	
William McClary Wrighten	Charleston	2011	
LaShelia Mack Wyatt	Greenville	2011	

b) **Who are continued as certified candidates for ordained or licensed ministry?** (Do not list as continued those licensed as local pastors in Question 21 or those listed as provisional members in question 28.)

Megan Danielle Augustine	Rock Hill	2010
Seth Andrew Barton	Columbia	2010
Elizabeth Douglas Blair	Greenville	2005
Gregory Russell Boone	Charleston	2008
Rhonda James Booth	Columbia	2010
Willie Mae Cannon	Hartsville	2006
Bonnie Lynn Crickman	Hartsville	2008
Marian Ruth David	Marion	2006
Robert Fritzgerald Gilbert	Spartanburg	2010
Melanie Coretta Gordon	Greenville	2006
Alisha Christine Hansen	Columbia	2008
Jonathan David Harris	Rock Hill	2010
Kayla Brooke Harward	Orangeburg	2010
Bette Ann Hedden	Greenville	2010
Richard L Irving	Charleston	2008
Brandon Craig Lazarus	Columbia	2010
Thelma Hill Lucas	Charleston	2003
Bernett William Mazyck	Charleston	2001
Benjamin David Sloan	Spartanburg	2009
Howard Williams	Orangeburg	2003
Tyeekia Beatrice Cherrell Williams	Greenville	2009
Sherran Teresa Wingler	Charleston	2010
Andrew Roy Wolfe	Anderson	2010

c) **Who have had their candidacy for ordained or licensed ministry accepted by a District Committee on Ordained Ministry in another annual conference?** (Include name of accepting conference.)

Elizabeth Anne Bostrom	Rock Hill	2006
Chamberlyn Kitchens Marks	Greenville	2008

d) **Who have been discontinued as certified candidates for licensed or ordained ministry?**

Carol Bunton Grant	Charleston
Lurethia Tucker-Pearson	Orangeburg
Clarence L Mitchell	Charleston
Edmond Smalls	Orangeburg
Nathan Smalls	Charleston
Ruth Bristow Tate	Orangeburg

20. **Who have completed the studies for the license as a local pastor, are approved, but are not now appointed?** (¶315 —Indicate for each person the year the license was approved.):

Louis Randolph Ashley	LP20	Florence	2011	2011
Antoinette Parnell Balfour	LP20	Marion	2006	2009
Greta Louise Bridges	LP20	Charleston	2001	2002
Charles Nichols Brookshire, Sr.	LP20	Anderson	2001	2001
Delbert Michelle Brown	LP20	Walterboro	1999	1999
Isiah Brown	LP20	Florence	2002	2007
Andrew Carnegie Bullions	LP20	Anderson	1998	1999
Juan Augusto Fajardo	LP20	Greenville		x
Joshua Gaskins	LP20	Florence	1996	2000
Dorothy Cooper Gilbert	LP20	Florence	2010	2010
Janie A Gist	LP20	Greenwood	2003	2004
Robert Irving Goulart	LP20	Greenville	2007	2007
Robert Eugene Hoover	LP20	Walterboro	2002	2002
Deloris Tart Inman	LP20	Marion	1999	2000
Suzette Ursula Jackson	LP20	Hartsville	2006	2007
Barbara Jean Lee	LP20	Columbia	2007	2007
Elizabeth Ashley Lowder	LP20	Rock Hill	2007	2008
Maye Emma Malachi	LP20	Marion	2002	2002
Shirley A McKnight	LP20	Florence	2009	2009
Lawrence Emmett Priddy	LP20	Walterboro	2004	2004
Jerelene Pringle-Jones	LP20	Walterboro	1997	2000
Gracie Lee Singletary	LP20	Florence	2001	2002
Edward Timothy Stallworth, III	LP20	Greenville	2009	2010
Edward Jay Stiltz	LP20	Charleston	1991	1991
Palma Duncan Thomas	LP20	Florence	2011	2011
Jon Price Ward	LP20	Greenville	2003	2007
Booker Theodis Whetstone	LP20	Charleston	1992	1997

21. **Who are approved and appointed as:** (Indicate for each person the first year the license was awarded. Indicate what progress each has made in the course of study or the name of the seminary in which they are enrolled. Indicate with an asterisk those who have completed the five year course of study or the M.Div. (¶319.4)? (**v**)

a) **Full-time local pastors?** (¶318.1)

Ebbie Sims Abraham	FL	Marion	1998	Duke 5th COS&Grad*	
Eugene Aaron Aiken	FL	Orangeburg	2010		LTSS
Donald Eugene Alexander, Jr.	FL	Anderson	1996	Duke 5th COS*	
Wanda Diane Altman	FL	Hartsville	2007	Duke 2nd COS	
Debra Malcom Barnett	FL	Walterboro	2011		
John Melvin Bell	FL	Hartsville	2002	Emory 5th COS&Grad*	
Peter Kent Berntson	FL	Walterboro	2004	Candler Advance COS+	
Don Clifford Boshell	FL	Spartanburg	2011		Beeson MDv 2002
Randall Eugene Bowers	FL	Florence	2004	Duke 5th COS&Grad*	
Jones Lester Brewer	FL	Spartanburg	2002	Duke 5th COS&Grad*	
Doris R. Bright	FL	Hartsville	2009		Erskine MDv 2009
Donald Ralph Brown	FD	Columbia	2008		Erskine
Bryant Allan Burden	FL	Greenville	2008	College	
James Bowen Carter	FL	Spartanburg	1997	Emory 5th COS&Grad*	
Jacqueline Carter-Harris	FL	Rock Hill	2009		ITC MDv 2008
Daniel Walker Chamblee	FL	Marion	2001		Duke MDv 2006
Frances Sarah Connell	FL	Florence	2010		Candler MDv 2010
Andrea Mae Davis	FL	Florence	2011		Duke MDv 2010
Shirley Williams Dingle	FL	Charleston	1999		Erskine MDv 2009
James Edward Elder	FL	Rock Hill	x	Emory5th COS	Colgate MDv 1983
Angela Marie Etheredge-Manly	FL	Rock Hill	2008		Emory MDv 2011
Kimberly Norbeck Evans	FL	Hartsville	2011		Asbury
Michael Terrence Fleming	FL	Orangeburg	2008		LTSS MDv
Thurmond O'Neil Flowers	FL	Orangeburg	2007	Duke 2nd COS	
Brandon Lee Fulmer	FL	Orangeburg	2011	LP Studies	
Paul Edgar Gasque	FL	Marion	2000	Duke 5th COS&Grad*	
Jack Williamson Gibson	FL	Orangeburg	2009	Emory 1st COS	
Justin Meakin Gilreath	FL	Greenville	2006		Duke MDv 2006
Enrique Roberto Gordon	FL	Greenville	2007		Asbury
Robbie Van Hall	FL	Orangeburg	1994	Emory 5th COS&Grad*	
Curtis Davon Harrelson	FL	Greenville	2010		Erskine MDv 2011
Joyce Arlene Hendry	FL	Anderson	2001	Duke 5th COS&Grad*	
Jerry Mills Hill	FL	Greenville	1979		Fuller MDv 1979
Randall Walter Horres	FL	Charleston	2005	Duke 4th COS	
John David Howle	FL	Hartsville	2011		Duke
Joseph Robert Huggins	FL	Hartsville	2001	Duke Advance COS+	
Alfonza Jones, Sr.	FL	Charleston	1988	Emory 5th COS&Grad*	
Richard DeWitt Lewis	FL	Spartanburg	2001	Duke Advance COS+	
William Morgan Lewis, Jr.	FL	Hartsville	1998	Duke Advance COS+	
Joanne Lockard-Hawkins	FL	Columbia	2002	Duke 5th COS&Grad*	Duke
Donna Elizabeth Lollis	FL	Greenville	2007	Duke 2nd COS	
Janice Lee Mabey	FL	Charleston	2010		
Alice Elaine MacKeil	FD	Greenwood	X		Erskine MDv 2005
Andrew Charles Martin	FL	Rock Hill	2011		Asbury MDv 2007
Donald Eaddy McAllister, Sr.	FL	Florence	1979	Duke Advance COS+	
Ronald Irvin McCall	FL	Marion	1996	Duke Advance COS+	
Troy Lane Metzner	FL	Marion	1994	Emory Advance COS+	
Blondell Stephenson Miller	FL	Florence	2003	Duke Advance COS+	
William Terry Mitchell	FL	Spartanburg	1997	Emory 5th COS&Grad*	
Allen Nesmith	FL	Hartsville	1996	Duke 5th COS	
Irvin Vincent Plowden, Jr.	FL	Rock Hill	2002		Duke MDv 2002
Kerrie Ann Plump	FL	Columbia	2004		LTSS MDv 2005
Brian Edward Preveaux	FL	Rock Hill	2009	Duke 1st COS	Hood
Alan Nathan Quarles	FL	Greenwood	1994	Emory 5th COS&Grad*	
Henry Lee Ravenel, Sr	FL	Anderson	2005		ITC MDv 2008
Jimmy Michael Ridenhour	FL	Florence	1993	Duke 5th COS	
Leonard Clifford Ripley, III	FL	Charleston	1994	Duke Advance COS+	
Richard Foster Robinson, Jr.	FL	Charleston	2006	Emory 5th COS	
Terry Abner Roof	FD	Columbia	x		Erskine MDv 2006
David Jeffery Roper	FL	Anderson	1994	Duke 5th COS*	Erskine
Frances Lee Roper	FL	Spartanburg	2008	Duke 2nd COS	Candler
Daniel Ray Smyth	FL	Greenwood	2007	Drew Advance COS+	

Chris Byron Snelgrove	FL	Spartanburg	1992	Duke 5th COS&Grad*	
Billy Keith Stewart	FL	Orangeburg	2008		LTSS
William Henderson Tanner, Jr.	FL	Charleston	1999	Duke 5th COS&Grad*	
Charlie Thomas	FL	Marion	1999	Duke 5th COS&Grad*	Gammon
George Theodore Thomas, Jr.	FL	Greenwood	2005	Emory 5th COS&Grad*	
Christopher Lee Thompson	FL	Greenville	2009		ITC
Ronald Dewey Towery	FL	Spartanburg	2001	Emory 5th COS&Grad*	
Francis Edward Traxler, Jr.	FL	Spartanburg	1999	Emory 4th COS	
Gerald Luther Truluck	FL	Florence	2005	Duke 5th COS&Grad*	
Donald G. Upson	FL	Anderson	2009	COS	
Gregg Scott Varner	FL	Florence	2010	LP Studies	
Jeri Katherine Warden	FL	Columbia	2010		Boston MDv 2010
Jimmy Washington	FL	Walterboro	1998	Emory 5th COS	ITC MDv 2010
Stanley Edgar Weber, Jr.	FL	Marion	2000	Duke 5th COS&Grad*	
Myrna Kay Westfall	FL	Hartsville	2010	LP Studies	Asbury
William Thomas Wicker	FL	Marion	1999	Duke 5th COS&Grad*	
Stephen Arthur Williams	FL	Spartanburg	2010	LP Studies	
Thurmond Williams	FL	Hartsville	1987	Duke 5th COS&Grad*	
Joseph Alva Wilson, II	FL	Columbia	2002	Duke 5TH COS & Grad*	Emory 1999

b) **Part-time local pastors?** (¶318.2) (fraction of full-time in one-quarter increments)

Anthony Alford	PL	Marion	2011	LP Studies		½
John Mayford Altman, Jr.	PL	Florence	2005	Duke 2nd COS		½
Mark Anthony Altman	PL	Orangeburg	1994		Duke MDv 1998	¾
Debra Lavern Anderson-Joe	PL	Hartsville	2006	Duke 2nd COS		½
Heather Stewart Baird	PL	Greenwood	2010		Erskine	½
Alexander Baker	PL	Orangeburg	2007	Duke 2nd COS		½
Lorenza Bell, II	PL	Greenwood	2011	LP Studies		½
Carleathea Major Benson	PL	Anderson	2007	Emory 3rd COS		½
Clifford C. Binion	PL	Greenwood	2011		Asbury	½
Laura L. Bessent-Price	PL	Greenville	2011	LP Studies		½
Ollie Mae Boyd	PL	Walterboro	2011	LP Studies		½
Patricia Diane Boyer	PL	Greenville	2010		Duke	½
Ronald Lemuel Brewer	PL	Walterboro	2008	Emory 2nd COS		½
William Martin Burke	PL	Charleston	2003	Duke 5th COS&Grad*		½
Kenneth Campbell Burr, Sr.	PL	Walterboro	2011	LP Studies		½
David Wiscomb Canine	PL	Florence	2010		LTSS	½
Lawrence Cantey, Jr.	PL	Hartsville	2002		Hood MDv	½
Andria Shores Cantrell	PL	Greenville	2008	Duke 1st COS		½
Kathy LaVerne Carr	PL	Greenwood	2007		Emory MDv 2001	½
Michael Edward Catoe	PL	Rock Hill	2003	Emory 3rd COS		½
George Douglas Chambers	PL	Rock Hill	2005		Gordon-Conwell MDv 2011	½
Taylor Freeman Coates	PL	Hartsville	2011	LP Studies		½
Raymond Frank Cook, Jr.	PL	Hartsville	2003	Duke 4th COS		½
James Henry Counts, Jr	PL	Greenwood	2008	Emory COS		½
Brenda Issacs Curtis	PL	Rock Hill	2009	Duke 1st COS		½
Lillie Kerns Davis	PL	Spartanburg	2010		Gammon	½
Jerry Lewis Dicks	PL	Florence	2007	Duke 4th COS		½
Jonathan Wright Donnald	PL	Anderson	2009		Erskine MDv 2010	½
Jimmie Will Duncan	PL	Florence	1992	Emory 5th COS&Grad*		¼
Brenda Ward Durham	PL	Anderson	2010	Emory 2nd COS		½
Joe Darsey Durham	PL	Anderson	2006	Emory 3rd COS		½
Curtis Lee Felkel, Jr.	PL	Orangeburg	2003	Emory 4th COS		½
David Lloyd Fields	PL	Walterboro	2008	Emory 5th COS		½
Mallory Jean Forte	PL	Rock Hill	2011		Candler MDv 2010	¾
Ernest Frierson	PL	Florence	2009		Asbury	½
Sharon Spann Gamble	PL	Hartsville	2009		Hood	½
Gusta Ger Ganes	PL	Florence	1998	Duke 5th COS		½
Leslie Edwin Gardner	PL	Greenville	2003	Emory 4th COS		½
Jo Ann Armstrong Garrett	PL	Charleston	2000	LP Studies		½
Clara Martin Gary	PL	Anderson	1996		Erskine MDv 2008	½
Richard Charles Goldie	PL	Greenwood	2004	Emory 3rd COS		½
Bobby Gordon	PL	Orangeburg	2002	Emory 3rd COS		½
Shirley P. Gordon	PL	Greenwood	2011	LP Studies		½
Roger Charles Goupil	PL	Orangeburg	1997	Emory 5th COS&Grad*		½
Benjamin Graham	PL	Florence	1996	Duke 2nd COS		½
James Bernard Grant	PL	Walterboro	2005		ITC Gammon MDv 2011	½
Roger Marion Gwinn	PL	Anderson	2003	Emory 3rd COS		½

Joseph Lee Hagler	PL	Charleston	1997	Duke 5th COS&Grad*		½
Daniel McKay Hall	PL	Marion	2010	LP Studies		½
Walter Harley	PL	Orangeburg	2007	Duke1st COS		½
William Edward Herlong	PL	Hartsville	1997	Emory 2nd COS		½
William Allen Hightower	PL	Greenwood	2003		Erskine MDv 2008	½
Franklin Delano James	PL	Florence	1999	Duke 5th COS		½
Lindora Flemming James	PL	Florence	2009	Duke 1st COS		½
Richard Carl Jayroe	PL	Florence	1998	Duke 5th COS&Grad*		½
Linda Tedder Jenkins	PL	Rock Hill	1995	Emory 5th COS&Grad*		½
Cheryl Giles Johnson	PL	Florence	2010	LP Studies		½
Hal Bruce Johnson	PL	Spartanburg	2000	Emory 5th COS&Grad*		½
Ronald Craig Jones	PL	Marion	2008	Duke 1st COS		½
William Alford Jones	PL	Marion	2000	LP Studies		½
John David Jordan	PL	Columbia	2007		LTSS	½
Robert Paul Keely	PL	Greenville	2009	Duke 1st COS		½
Patrick Hamilton Kelley	PL	Anderson	2002	Emory 5th COS&Grad*		½
Lewis Christopher King, III	PL	Walterboro	2005	Emory 2nd COS		½
Peter Michael Lack	PL	Walterboro	1995	Duke Advance COS+		½
James William Lewis, Sr.	PL	Walterboro	2010	LP Studies		½
Vivian Remona Lingard	PL	Walterboro	2010			½
Sharon Laney Long	PL	Columbia	2011	LP Studies		½
Carley Nicholas Lyerly	PL	Florence	1999		Duke MDv 2003	½
James Douglas Marchant	PL	Florence	1998	Duke 5th COS		½
Leroy Daniel Mason	PL	Anderson	2006	Emory 2nd COS		½
Ronald James Massey	PL	Anderson	1997	Emory 5th COS		½
Alice E. MacKeil	FD	Greenwood	2011		Erskine MDv 2005	
Darren Josef McClam	PL	Florence	2010		LTSS	½
Richard McClary	PL	Florence	2000	Duke 5th COS&Grad		½
Larry McCray	PL	Florence	2009	Duke 2nd COS		½
Neal Alexander McDonald	HL	Columbia	X		Candler MDv 1982	½
Jerry Cal McManus, Sr.	PL	Hartsville	2002	Duke 5th COS&Grad*		½
Bonnie Farias Miller	PL	Charleston	2007	Emory 3rd COS		¼
Deborah Holmes Miller	PL	Columbia	2007	Emory 3rd COS		½
Sidney Wells Mims, III	PL	Walterboro	2005	Duke 4th COS		½
Mark Douglas Mitchell	PL	Walterboro	1997	Emory AdvCOS	ITC Gammon	½
Shannon Marie Murray	PL	Rock Hill	2010		United	½
Angela Regina Ford Nelson	PL	Hartsville	2011		LTSS	½
George Everette Olive	PL	Marion	2007	LP Studies		½
Freddie Wells Parker	PL	Spartanburg	2009	Emory 1st COS		½
David Norris Phillips	PL	Charleston	2008	Duke 3rd COS		½
Raymond Lee Reavis	PL	Rock Hill	2009			½
David Eugene Reed	PL	Marion	1999	Duke 5th COS		½
Phillip Henry Reynolds	PL	Columbia	2010		LTSS	½
Glenn Williams Ribelin, Sr.	PL	Rock Hill	2006	Duke 3rd COS		½
Darlene Moore Richardson	PL	Charleston	2005			½
Tony Bernard Richardson	PL	Charleston	2005	Erskine 1st COS		½
Victoria Richardson	PL	Charleston	2000	Duke 5th COS&Grad*		½
Karen Jean Richmond	PL	Rock Hill	2010		LTSS	½
Paige Chisolm Roper	PL	Walterboro	2010	LP Studies	ITC	½
James Albert Ross	PL	Walterboro	1991	Emory 5th COS&Grad*		½
Bruce Evans Rucker	PL	Orangeburg	1981		LTSS MDv 1980	½
Kathryn W. Scarborough	PL	Orangeburg	2010	Candler 1st COS		½
Muriel Louise Scott	PL	Walterboro	2000	Duke 2nd COS		½
Barbara Rogers Segars	PL	Hartsville	2005	Duke 5th COS&Grad*		½
Amie Pridgeon Shaver	PL	Spartanburg	2011	LP Studies		½
Cindy Smith Shaw	PL	Charleston	2008		Erskine MDv 2009	½
Timothy Greg Shaw	PL	Charleston	2004	Duke 3rd COS		½
Thomas Ray Sims	PL	Orangeburg	2002		ITC	½
Larry Glenn Smith	PL	Greenville	2000	Emory 5th COS&Grad*		½
Thomas Raymond Smith	PL	Walterboro	2011	LP Studies		½
Mary Ann Snowden	PL	Charleston	2001	Duke 4th COS		½
Timothy Eugene Soucy	PL	Walterboro	2009		Hood	½
Virginia Brown Stafford	PL	Charleston	2000	Duke 5th COS&Grad*		½
Keith Donald Sweat	PL	Greenwood	1993	Duke 5th COS&Grad*	Asbury Distance Learning 2007	½
Alexander Thomas	PL	Greenwood	2001	Emory 5th COS&Grad*		½
Brenda Joyce Thomas	PL	Hartsville	2008		LTTS	½
Paul Yvone Thomas	PL	Walterboro	2003	Erskine 3rd COS		½
Redonia McKnight Thomas	PL	Anderson	2010		ITC Gammon	½

Tommy Layne Tucker	PL	Florence	1998		Erskine MDv 2000	½
Karen L. Upson	PL	Anderson	2009	COS		½
Arthur Desport Vick, Jr.	PL	Rock Hill	2006	Duke 4th COS		½
Suzanne Byrum Walker	PL	Greenwood	2010		LTSS	½
Ardell Washington, Sr.	PL	Marion	1993			½
Brenda Reynolds Washington	PL	Greenville	2000	Emory 5th COS&Grad*		½
Joel Andrew Watson	PL	Greenville	2010			½
Merritt Robert Wentz, II	PL	Spartanburg	2010	Duke		½
Rufus Horace White	PL	Spartanburg	1999	Emory 5th COS&Grad*		½
Sheri Yvette White	PL	Walterboro	2011	LP Studies		½
James Timothy Whited	PL	Anderson	2007	Central Wesleyan		½
Laura Howard Whitt	PL	Greenville	2009		LTSS	½
Charles Bryson Williams, Jr	PL	Rock Hill	2009		Hood MDv 2012	½
James Elbert Williams	PL	Hartsville	2004		Hood	½
Mark Anthony Williams	PL	Orangeburg	1995		Erskine MDv 2006	½
David Walker Williamson	PL	Orangeburg	2002	Duke 5th COS&Grad*		½
Paul David Wilmer	PL	Greenville	2011	LP Studies		½
Reginald Darlington Wilson, Jr	PL	Columbia	2008	Emory 1st COS		½
Louise Brown Wright	PL	Florence	2009		ITC MDv 2010	½
William McClary Wrighten	PL	Charleston	2011	LP Studies		½
Wade Anthony Wyatt, Sr	PL	Anderson	2010		Erskine	½
Curtis James Young	PL	Walterboro	2005	Duke 3rd COS		½

c) **Students from other annual conferences or denominations serving as local pastors and enrolled in a school of theology listed by the University Senate** (¶318.4)? No one

d) **Persons serving as local pastors while seeking readmission to conference membership** (¶¶365.4, 366, 368.3)? (If not in this conference indicate name of conference where serving.)

Mary Jane Shoemaker	HonLoc	Anderson

22. **Who have been discontinued as local pastors** (¶320.1)?

Leroy Benjamin Johnson	Walterboro	
Clayton Jonathon Jones, Sr.	Charleston	
Sam Lucas	Charleston	
Otis Odell McCluney	Hartsville	
Alpha Pauling	Walterboro	
Benjamin Tyrone Rivers	Charleston	
Emily Shore Silvola	Columbia	(from 21c – Cert in NC)

23. **Who have been reinstated as local pastors** (¶320.4)? No one

24. **What ordained ministers from other Annual Conferences or Methodist denominations are approved for appointment in the Annual Conference while retaining their conference or denominational membership** (¶¶331.8, 346.1)? (List alphabetically; indicate Annual Conference or denomination where membership is held. Indicate credential.)

a) Annual Conferences

Debra Elizabeth Fambro	OPD	331.8	Columbia	2008	2	N Georgia
Douglas Odel Benton	OA	346.1	Columbia	2011	1	WNC
George Hovaness Donigian	OE	346.1	Greenwood	2011	1	VA
Mark Eugene Fentress	OE	346.1	Charleston	2006	5	Kentucky
Coleman Lane Glaze	OE	346.1	Anderson	2001	10	North Carolina
Randall Lynn Haase	OE	346.1	Florence	2011	1	West Ohio
Wendy Timms Hudson-Jacoby	OE	346.1	Charleston	2011	1	Eastern PA
Sherry Ward Jackson	OD	331.8	Rock Hill	2011	1	WNC
Chang Hoon Jeong	OE	346.1	Greenville	2006	5	Republic of Korea
Carl Hamett King	OE	346.1	Columbia	2001	10	North Carolina
Walter McKelvey	OE	346.1	Orangeburg	2011	1	WNC
Valerie Knox Mireb	OE	346.1	Hartsville	2009	2	North Texas
Gayle Marie Jordan Quay	OD	331.8	Greenville	1999	12	WNC
Brian Thomas Rainwater	OE	346.1	Columbia	2003	8	Missouri
Mark A. Shimer	OE	346.1	Marion	2011	1	West Ohio
Margaret Jane Stiles	OE	346.1	Marion	2011	1	New Jersey
James Russell Taylor	OE	346.1	Columbia	2005	6	Holston
Donald George Thrasher	OD	331.8	Columbia	2006	5	N Georgia
Patricia Gayle Warden	OE	346.1	Hartsville	2006	5	Texas
Carrie Ann Wright	OD	331.8	Rock Hill	2008	3	North Carolina

b) Other Methodist Denominations

Valarie Larose Owens-Bartley	OF	2011	1	Walterboro	AME
Arthur Rose, Jr	OF	2008	3	Orangeburg	AME

25. **What clergy in good standing in other Christian denominations have been approved to serve appointments or ecumenical ministries within the bounds of the Annual Conference while retaining their denominational affiliation** (¶¶331.8, 346.2)? (**v**) (Designate with an asterisk those who have been accorded voting rights within the annual conference. Indicate credential.)

James William Harris	OF	2001	10	Greenwood	Southern Baptist
Phillip Emerson Reynolds	OF	2009	2	Columbia	Cooperative Baptist Fellowship
Alvin Monroe Shifflett	OF	2002	9	Marion	Brethren Church
Kurt LaVon Stutler	OF	1997	14	Anderson	Southern Baptist
Timothy Steven Thompson	OF	2011	0	Rock Hill	Southern Baptist
Mark Fulton Williams	OF	2009	2	Columbia	United Church of Christ

26. **Who are affiliate members:** (List alphabetically; indicate annual conference or denomination where membership is held.)
   a) With vote (¶586.4 [**v**])? No one
   b) Without vote (¶¶334.4, 344.4)? (**v 2**/**3**)

Carl Duane Evans	Kansas West	Columbia
Richard Carrington Holliday	West Virginia	Columbia

NOTE: If your conference has admitted or ordained persons as a courtesy to another conference, list these persons in Question 40 only. If persons have been admitted or ordained by another annual conference as a courtesy to your conference, list these persons in Questions 27-39, whichever are appropriate, giving the date and name of the accommodating conference.

27. **Who are elected as associate members?** (**v**) (List alphabetically-see note preceding Question 27): No one

28. **Who are elected as provisional members and what seminary are they attending, if in school? (**under ¶¶322, 324, 325)
   a) **Provisional Deacons:**
      (1) Under the provisions of ¶¶ 324.4a, c? (**v**)

Katherine Amanda Brock	PD2011	Wesley MDv 2011

      (2) Under the provisions of ¶324.5? (**v**) No one
   b) **Provisional Elders:**
      (1) Under the provisions of ¶¶ 324.4a, b? (**v**)

Walter Joseph Cantwell	PE2011	Duke
Jason Daniel Everson	PE2011	Gordon-Cornwell MDv 2010
Fadetra Deonka Harrington	PE2011	ITC MDv 2008
Judith Ann Knox	PE2011	Candler MDv 2010
David Dean McManus, Jr.	PE2011	LTSS MDv 2010
Kurt Anthony McPherson	PE2011	New Orleans Baptist MDv 1989
Richard Hancock Reams	PE2011	Asbury MDv 2010
Davie Demetrius Sanders, Jr.	PE2011	Erskine MDv 2010
Steven Paul Simoneaux, Jr.	PE2011	Emory
Scott Walter Smoak	PE2011	LTSS
Ryan Greasor Spurrier	PE2011	Duke

      (2) Under the provisions of ¶324.6? (**v**)No one
      (3) Under the provisions of ¶322.4? (**v 3**/**4**)No one

29. **Who are continued as provisional members, and in what year were they admitted to provisional membership, and what seminary are they attending, if in school** (¶326)?
   a) In preparation for ordination as a deacon? (PD) (¶326.1)

Sarah Wiggins Branyon	Marion	PD2009	Gordon-Conwell	MABS 2007
Angela Halter Marshall	Hartsville	PD2009	Wesley	
Erin Elizabeth Walley	Anderson	PD2008	Duke	MDv 2007
Paige Matthews Wolfe	Anderson	PD2009	Candler	MDv 2010

   b) In preparation for ordination as an elder? (PE) (¶326.2)

Brian James Arant	Spartanburg	PE2010	Asbury	MDv 2010
Hope Renee Avins	Orangeburg	PE2010	Emory	MDv 2002
Julie Songer Belman	Columbia	PE2010	Candler	MDv 2009
Laura Ramsey Bratton	Greenville	PE2010	Princeton	MDv 2010
Edward Rossiter Chellis	Walterboro	PE2010	Duke	MDv 2008
Michelle Dellinger Cockcroft	Greenville	PE2010	Duke	MDv 2010
Grady William Corder	Orangeburg	PE2005	Erskine	MDv 2004
Marian Woodle Dyer	Greenwood	PE2009	Erskine	MDv 2008
Scott Stephen Gilmer	Spartanburg	PE2005	Duke	MDv 2001
Joseph Christopher Greene	Spartanburg	PE2010	Moravian Seminary	MDv 2008
Linda McDaniels Guthrie	Greenville	PE2009	Erskine	MDv 2009

Jerry Harrison, Jr.	Walterboro	PE2010	ITC Gammon	MDv 2009
Willis Everette Haselden, IV	Rock Hill	PE2010	Duke	MDv 2010
Kathy Priest Hudson	Rock Hill	PE2009	Candler	MDv 2002
Tarnishia Vanarda Jenkins Jackson	Greenville	PE2010	ITC-Gammon	MDv 2008
Ronnie Lee Jeffcoat	Greenwood	PE2010	Erskine	MDv 2008
Stewart Dean Lollis	Greenwood	PE2010	Erskine	MDv 2009
Genova McFadden	Orangeburg	PE2010	Gammon	MDv 2010
Millie Nelson	Hartsville	PE2010	LTSS	MDv 2010
Priscilla Fulcher Pearce	Greenville	PE2005	Erskine	MDv 2005
Luke MoonTaeg Rhyee	Columbia	PE2010	Duke	MDv 2009
Frederick Johnson Shepard	Anderson	PE2010	Asbury	MDv 2008
Murray Arthur Snow	Greenville	PE2010	Erskine	MDv 2010
Emily Scales Sutton	Columbia	PE2010	Duke	MDv 2010
Keith Robert Taylor	Greenville	PE2009	Erskine	MDv 2008
Calvin Burdell Washington	Hartsville	PE2005	Erskine	MDv 2002
Michael Leonard Written	Greenwood	PE2006	Erskine	MDv 2005

c) Provisional deacons who became provisional elders? (Indicate year) No one

d) Provisional elders who became provisional deacons? (Indicate year) No one

e) Provisional members who transferred from other conferences or denominations? (¶347) No one

30. **Who have been received from other Christian denominations** (¶347.3): (List alphabetically–see note preceding Question 27):

a) As provisional members (¶347.3a,b)? (**v**) (date received) No one

b) As local pastors (¶347.3a)? (**v**) (date received) No one

31. Who are elected as members in full connection? (List alphabetically-see note preceding Question 27. **Anyone appearing on this question must also be listed somewhere in questions 32-33 or 35, unless the clergy's orders from another denomination were recognized on question 39 in a previous year.):**

a) Deacons

Shelly Anne Holder	FD	2011
Karen Hanyea Lail Jones	FD	2011
Karen Trogdon Kluever	FD	2011
Mary Kay Wood	FD	2011

b) Elders

Debra Anne Armstrong	FE	2011
Shawn Galloway Armstrong	FE	2011
William Thomas Dargan	FE	2011
Ann Dease Everett	FE	2011
Daniel Flessas	FE	2011
Pattie Elaine Gordon	FE	2011
Joshua Timothy McClendon	FE	2011
Adriane Maria McGee	FE	2011
Nanada Nichole Middleton	FE	2011
Dwight Arnold Nelson	FE	2011
Annie Hair Sistrunk	FE	2011
Jonathan Edward Tompkins	FE	2011
John Henry Vickers, III	FE	2011
Richard Wilson Waldrep	FE	2011
Amanda Taylor Young	FE	2011

32. **Who are elected for ordination as deacons in full connection and what seminary did they attend:** (List alphabetically-see note preceding Question 27)

a) After provisional membership (¶330)? (**v 2/3**)

Shelly Anne Holder	FD	2011	LTSS	
Karen Hanyea Lail Jones	FD	2011	Candler	MDv 2009
Karen Trogdon Kluever	FD	2011	Pfeiffer	MCE 2001
Mary Kay Wood	FD	2011	LTSS	2009

b) Transfer from elder in full connection? (¶ 309.3) (**v 2/3**) No one

33. **Who are elected for ordination as elders and what seminary did they attend?**

a) After provisional membership ¶335)? (**v 2/3**)

Debra Anne Armstrong	FE	2011	LTSS	MDv 2007
Shawn Galloway Armstrong	FE	2011	Erskine	MDv 2007
William Thomas Dargan	FE	2011	Duke	MDv 2008

Ann Dease Everett	FE	2011	Erskine	MDv 2006
Daniel Flessas	FE	2011	LTSS	MDv 2007
Pattie Elaine Gordon	FE	2011	ITC Gammon	MDv 2006
Joshua Timothy McClendon	FE	2011	Gordon-Conwell	MDv 2009
Adriane Maria McGee	FE	2011	Emory	MDv 2008
Nanada Nichole Middleton	FE	2011	ITC	MDv 2006
Dwight Arnold Nelson	FE	2011	Candler	MDv 2008
Annie Hair Sistrunk	FE	2011	Erskine	MDv 2007
Jonathan Edward Tompkins	FE	2011	Candler	MDv 2009
John Henry Vickers, III	FE	2011	Candler	MDv 2008
Richard Wilson Waldrep	FE	2011	Erskine	MDv 2008
Amanda Taylor Young	FE	2011	Candler	MDv 2008

b) Transfer from deacon in full connection? (¶ 309.3) (**v 2/3**)No one

34. **What provisional members, previously discontinued, are readmitted** (¶364)? (**v**) No one

35. **Who are readmitted** (¶¶365–367 [**v**], ¶368 [**v 2/3**]):
    a) As associate members? No one
    b) As members in full connection? No one

36. **Who are returned to the effective relationship after voluntary retirement** (¶358.7): (**v**)
    a) As associate members? No one
    b) As provisional members? (Indicate credential) No one
    c) As members in full connection? (Indicate credential) No one

37. **Who have been received by transfer from other annual conferences of The United Methodist Church** (¶¶347.1, 416.5, 635.2m)? (List alphabetically. Indicate credential. See note preceding Question 27.)
    Jane Ann Pearce PE Florida

38. **Who are transferred in from other Methodist denominations** (¶347.2)? (List alphabetically. Indicate credential.) No one

39. **What clergy, coming from other Christian denominations, have had their orders recognized** (¶348): (**v**)
    a) As deacons? No one
    b) As elders? No one

40. **Who have been ordained as a courtesy to other conferences, after election by the other conference?** (See note preceding Question 27. Such courtesy elections or ordinations do <u>not</u> require transfer of conference membership.)
    a) Deacons in full connection? No one
    b) Elders in full connection? No one

41. **Who have been transferred out to other annual conferences of The United Methodist Church** (¶416.5)? (List alphabetically. Indicate credential. See note preceding Question 27.) No one

42. **Who are discontinued as provisional members** (¶327.6)? (Indicate credential) (**v**).

Steven Andrew Compton	PD	2006	3/2/2011
Daniel Bruce Cunningham	PE	2003	

43. **Who are on location?**
    a) Who has been granted honorable location (¶359.1)? (Give date when this action became effective. Record Charge Conference where membership is held. Indicate credential and year of most recent report.):
        (1) This year? (**v**)

John Robert Fulton Evatt	HonLoc	Anderson	2011	St. Mark CC, Seneca

        (2) Previously?

Morgan David Arant, Jr.	HonLoc	Columbia	1998	Emmanuel(Memphis McKendree Dist Mem.Conf
Michael Alec Black	HonLoc	Marion	1992	First, Myrtle Beach CC
Christopher William Cox	HonLoc	Greenville	2007	Buncombe Street CC
Chris Morris Crowe	HonLoc	Columbia	1990	Shandon CC
Patricia Ginn-Griffeth	HonLoc	Anderson	1991	Pendleton CC
John Stephen Haney	HonLoc	Greenville	2005	Memorial CC
Eugene James Harper	HonLoc	Columbia	1974	Ashland CC
David Emory Lupo	HonLoc	Charleston	1994	Hibben
Glenn Cordes McCoy	HonLoc	Columbia	2000	Main Street CC
Linda Elkin McDaniel	HonLoc	Orangeburg	2003	Edisto Charge CC
Neal Alexander McDonald	HonLoc	Columbia	1989	Trenholm Road CC

James Jeffrey Merck	HonLoc	Columbia	2004	Green Street CC, Columbia
Gregory Scott Middleton	HonLoc	Columbia	1995	Washington Street CC
John Marion Newell, III	HonLoc	Greenwood	2010	Grace CC, North Augusta
Audrey Geissinger Ritter	HonLoc	Florence	2010	Jordan CC, Manning
Mary Jane Shoemaker	HonLoc	Anderson	2004	Grace CC, Abbeville
Ralston Wright Turbeville	HonLoc	Florence	1981	Jordan CC, Florence
Sherry Morrow Wood	HonLoc	Spartanburg	2010	Trinity CC, Spartanburg
George Mowry Workman	HonLoc	Anderson	2000	Shiloh Station, Piedmont CC

b) Who on honorable location are appointed ad interim as local pastors? (¶359.2) (Indicate date and appointment.)

Neal Alexander McDonald PL 6/30/2011

c) Who has been placed on administrative location (¶363.1? (Give date when this action became effective. Record Charge Conference where membership is held. Indicate credential.):

(1) This year? (**v**)No one

(2) Previously? No one

44. **Who have been granted the status of honorable location–retired** (¶359.3)? (Record Charge Conference where membership is held. Indicate credential.):

a) This year? (**v**) No one

b) Previously?

Benjamin Benson Bishop	Cayce CC	Columbia
James Craig Bigelow	First CC, Cheraw	Hartsville
Cermette Justin Clardy, Jr.	Isle of Palms CC	Charleston
Gary Corbett Davis	Bethany CC, Charleston	Charleston
John Christopher Detwiler	Shandon CC	Columbia
Warren Talmadge Greene	Montgomery Memorial CC	Anderson
Cecil Ernest Nivens	First CC, Gastonia	Spartanburg
Rosemarie Whitener Nevins	First CC, Gastonia	Spartanburg
English Brown Pearcy	Trinity, W Columbia CC	Columbia
Ernest Wroten Prewett, Jr.	Main Street CC, Greenwood	Greenwood
Barbara Jean Rollins	St John CC, Aiken	Orangeburg
Larry Gail Salters	Salem CC	Columbia
Howard Stokes Waddell, III	Lyttleton Street CC	Hartsville

45. **Who have had their status as honorably located and their orders terminated** (¶359.2)? (**v**) (Give date when this action became effective. Indicate credential.) No one

46. **Who have had their conference membership terminated?** (Give date when this action became effective. Indicate credential.)

a) By withdrawal to unite with another denomination (¶360.1, .4)? (**v**) No one

b) By withdrawal from the ordained ministerial office (¶360.2, .4)? (**v**)

Dennis James Mardis	FE	Walterboro	10/19/2010
David Carroll Norrell	FE	Walterboro	5/21/2011
Stephen Charles Toth	FE	Anderson	10/14/2010

c) By withdrawal under complaints or charges (¶¶360.3, .4; 2719.2)? (**v**) No one

d) By termination of orders under recommendation of the Board of Ordained Ministry (¶354.12)? (**v**) No one

e) By trial (¶2713)? (**v**) No one

47. **Who have been suspended under the provisions of ¶361.1c, ¶2704.2c or ¶2711.3?** (Give effective dates. Indicate credential.)

Grady Bernard Ponds FE 8/20/2010 to 11/20/2010

48. **Deceased** (List alphabetically in the spaces provided)

a) What associate members have died during the year?

Effective: No one

Retired: No one

b) What provisional members have died during the year? (Indicate credential.)

Effective: No one

Retired: No one

c) What elders in full connection have died during the year?

Effective:

Name	**Date of Birth**	**Date of Death**
Cecile Glenn Jenkin	7/9/1952	11/5/2010

Edward Nunnery Taylor, Jr.	11/22/1963	6/17/2010
Charles Brett Waller	8/20/1966	1/8/2011

Retired:

Name	Date of Birth	Date of Death
Louis Mason Adams	5/19/1919	5/19/2011
Paul Augustus Betsill	1/24/1924	3/26/2011
William Sterne Bolte	11/19/1934	12/25/2010
Cecil Martin Camlin, Jr.	1/10/1934	11/18/2010
Charles Smith Crenshaw	1/29/1929	4/9/2011
Vernon Franklin Deese, Sr.	10/23/1932	8/21/2010
James Wylie Gosnell	9/1/1928	3/21/2011
Lawrence Anthony Kelly, Jr.	12/23/1932	3/26/2011
Reuben Bunyan Marlowe	4/1/1928	11/12/2010
William Robert Morris, Sr.	8/15/1938	2/16/2011
Howard Durant Sweat	2/12/1925	6/23/2010
Bill Bragg Williams	5/5/1930	3/7/2011
Clarence Daniel Williams	12/9/1925	9/21/2010

d) What deacons in full connection have died during the year?

Effective: No one

Retired: No one

e) What local pastors have died during the year?

Active: No one

Retired:

Name	Date of Birth	Date of Death
Lucy Tedder Davis	6/21/1922	11/8/2010
Oliver Norwood Greer	10/14/1924	1/24/2011
Everett William Ishman	5/29/1939	5/9/2011
Olyn Daniel Shytle	6/19/1946	7/15/2010
Michael LaFonn Smith	2/22/1941	8/19/2010
Charles Elbert Sperry	4/10/1930	1/20/2011

49. **What provisional or ordained members (elders and deacons) have received appointments in other Annual Conferences of The United Methodist Church while retaining their membership in this Annual Conference** (¶¶331.8, 346.1)? (List alphabetically; indicate annual conference where appointed. Indicate credential.)

Dawn McGahee Compton	FD	Minister to Children, Timberlake UMC, Lynchburg, VA	2011
Vivia Lawton Fowler	FD	Dean & Vice President of Academic Affairs, Wesleyan College, Macon, GA	2007
Alice Jones Quarles	FE	NC: Trinity UMC, Jacksonville	2000
Erin Elizabeth Walley	PD	Coordinator of Christian Education, First UMC,Glen Ellyn, Illinois	2010

50. **Who are the provisional or ordained members on leave of absence and for what number of years consecutively has each held this relation** (¶354)? (Indicate credential. Record Charge Conference where membership is held.)

a) Voluntary? (**v; v 2/3 after 5 years**)

(1) Personal (¶354.2a)

Barry Alexander Allen	FE	2007	4	St. Paul CC, Florence
Katherine Halsey Bostrom	FE	2011	1	Republican CC
Young In Lee	FE	2010	1	Washington Street CC
Mary Katherine Brown Matthews	FE	2006	5	Mauldin CC
Deborah Luther Teagan	FE	2007	4	Bethany CC, Summerville

(2) Family (¶354.2b)

Mary Elise Erikson Barrett	FE	2007	4	St Andrews CC
David Stamon Smith	FE	2011	1	North Charleston

(3) Transitional (¶354.2c)

Katherine Amanda Brock	PD	2011	1
Thomas Clifton Byrd	FD	2010	1

b) Involuntary? (**v 2/3**)

Roger Wayne Pearce	FE	2009	2
Grady Bernard Ponds	FE	2011	1

c) Who have been placed on leave of absence since the last session of the annual conference (ad interim)?:

(1) Voluntary? **(v)**

(i) Personal
No One

(ii) Family
No One

(iii) Transitional

Dawn McGahee Compton	FD	6/1/2011

(2) Involuntary? **(v 2/3)**

Grady Bernard Ponds	11/2082010

d) Who on leave of absence have had their leaves terminated since the last session of the annual conference (ad interim)?

Name	**Effective Date**
Dawn McGahee Compton	6/30/2011
Elizabeth Burgess Drennen	6/29/2011
John Robert Fulton Evatt	6/8/2011 (Honorable Location)

51. **Who are granted sabbatical leave** (¶352)? (**v**) (Give date when this relation became effective; indicate credential.) No one

52. **What actions have been taken concerning disabled members** (¶357)? (Indicate credential.)

a) Who were granted incapacity leave since the last annual conference session (¶357.2)? (Give effective dates)

James William Hatchell	1/1/2011
Sandra Hardin Hatchell	6/1/2011

b) Who have had their incapacity leave terminated since the last conference session (¶357.3)? (Give effective dates of terminations) No one

c) Who are granted incapacity leave at this session (¶357.1)? (**v**)

Mary Susan Ashworth	FE	Rock Hill	2/1/2006
Charles Lee Bowman	FL	Hartsville	7/1/2008
Edmond Daniel	FL	Marion	1/1/2006
Roger Russell Dodds	FE	Columbia	10/1/2006
Samuel Bolivar George, III	FE	Marion	7/1/2007
April Lee Hall	FE	Rock Hill	3/31/1997
James William Hatchell	FE	Greenville	1/1/2011
Sandra Hardin Hatchell	FE	Florence	6/1/2011
Jerry Mitchell James	FE	Greenville	3/1/2009
Paul Cantwell Mitchell	FE	Anderson	1/1/2010
Patricia Pepper Orr	FE	Hartsville	7/16/2006
Priscilla Fulcher Pearce	PE	Greenville	12/1/2009
Lewis Carroll Pope, Jr.	FE	Columbia	3/31/2004
Cynthia Louise Swofford	FE	Spartanburg	6/1/2008
Deborah Ward Taylor	FL	Marion	12/1/2008
Marvin Taylor	FE	Charleston	12/1/2009
Toni Louise White	FE	Columbia	5/1/2010

53. **What members in full connection have been retired** (¶358): (List alphabetically giving full name—first, middle, last—in that order. If retiring in the interim between conference sessions (¶358.2d), indicate the effective date of retirement.) (**Under ¶358.1, no vote required; under ¶358.2, v; under ¶358.3, v 2/3**)

Deacons

a) This year?

Jean Owens Osborne	RD	2011

b) Previously?

Hazel Correll Bennett	RD	1997
Elizabeth Cavagnaro Dill	RD	2001
Bobbie Reeves Ethridge	RD	2006
Betty Sue Griffin	RD	2002
Charles Anthony Hutchins	RD	2002
Ruth Ann Ivey	RD	2008
Leslie Hathaway McIver, Sr.	RD	2010
Grady Watson Mills, II	RD	2008
Patricia Ann Sullivan	RD	2006

Elders

a) This year?

Paul McKinney Ballard, Jr.	RE	2011
Delphine Anita Bozardt	RE	2011
Daniel Senn Bradley	RE	2011
Robert Bissell Clemons, III	RE	2011
Rowan Dampeer Crews, Jr.	RE	2011

James Ray Davis	RE	2011	
John Henry Elliott	RE	2011	
James Ellis Griffeth	RE	2011	
James Henry Gunn	RE	2011	eff. 1/1/2011
Anne Richardson Parrott	RE	2011	
Luther Herbert Rickenbaker, III	RE	2011	
Sheila Davidson Rogers	FE	2011	
William Fletcher Rogers, III	RE	2011	
Willie Wilson	RE	2011	eff. 1/1/2011

b) Previously?

James Carl Adams	RE	2010
Quay Wyatt Adams	RE	2010
Clyde Major Aiken	RE	1987
James Edwin Alewine	RE	1992
Robert Earl Alexander	RE	1984
Joseph Walters Alley	RE	1999
Gene Sarvis Ammons	RE	2008
Thurman Wilson Anderson	RE	2006
Vernon Odelle Anderson	RE	2002
Emmett Warren Ashmore	RE	2010
Donald Randall Bailey	RE	1994
Harold Jackson Bailey	RE	2010
Benjamin Bellinger Barnes	RE	1988
Larry Allen Barnes	RE	1989
Charles David Barrett	RE	1998
Terry Martin Beckom	RE	2004
Eugene Holland Bedenbaugh	RE	2000
Washington Webster Belangia, IV	RE	2008
Michael Craig Bell	RE	2007
Hugh Johnson Bickley	RE	2001
Archie Rufus Bigelow, Jr.	RE	1997
Charles Martin Blackmon	RE	1977
Riddick Richard Blocker, Jr.	RE	1993
Donald Wayne Boatwright, Sr.	RE	2009
Kenneth Gordon Bobo	RE	2002
John Deleon Boone, Jr.	RE	1990
William Robert Borom	RE	2005
Douglas Arthur Bowling	RE	2007
Ralph Truman Bowling, Jr.	RE	2004
James Monroe Bradley, Jr.	RE	1997
Dannye Olin Bragdon	RE	2006
Roger Leo Branan, Jr.	RE	1996
Charles Samuel Branch, Sr	RE	2010
David Alfred Brisbon	RE	2006
William Donald Britt	RE	2005
Thomas Nesmer Brittain	RE	1990
Boyce Franklin Brooks	RE	2001
Barry Lewis Brown	RE	2008
Billy Bowman Brown	RE	1981
Joe Kirkpatrick Brown	RE	1997
Matthew Conniel Brown	RE	1999
Will Rogers Brown	RE	2007
Ashley Carlyle Brunson	RE	2006
Leonard Hobson Buff, Jr.	RE	1996
Franklin Burgess Buie	RE	1999
George Powell Busch	RE	1974
Frank Bundy Bynum, Jr.	RE	1999
Gary Bruce Byrd	RE	2008
John Paul Callahan	RE	2004
James Charles Campbell	RE	1979
Jimmy Taylor Campbell	RE	2006
DeArmond Emory Canaday	RE	1986
Robert Norman Carlisle	RE	2002
William Paul Carlson	RE	1995
Lemuel Corydon Carter	RE	2003
Donald Eugene Cavin	RE	2000
Ada Armstrong Charles	RE	2008

James Boyd Chewning	RE	2004
Carl Douglas Clary	RE	1993
Robert Brown Claytor	RE	1998
Joseph Bruce Cleasby	RE	1995
Donald Otis Clendaniel, II	RE	2010
David Arthur Clyburn, Jr.	RE	1997
Robert Beaty Clyburn	RE	2001
William Kime Coble	RE	1994
Samuel B Cooper	RE	2010
Wiley Barrow Cooper	RE	2008
Lee Cothran, Jr.	RE	2004
James Wakefield Covington	RE	2003
William Guy Cowart	RE	1991
Albert Louie Cox	RE	1999
David Willard Cox	RE	1991
George Walton Farrell Cox	RE	1997
Harvey Michael Cox	RE	1997
Marion Brabham Crooks, Jr.	RE	2005
William Kelly Cross, III	RE	2000
Dorothy Nell Culp	RE	1993
Karin Bascom Culp	RE	2008
Wayne Alford Culp	RE	1993
James Benjamin Cunningham	RE	1995
Eugene Lowry Curry	RE	2008
Edward Laney Davidson	RE	1990
Gerald Edwin Davis	RE	2008
Gloria Robbins Davis	RE	2005
Dewey Levan Dean	RE	1995
David Michael DeDonato	RE	2009
Barbara Ann Derrick	RE	1995
Charley Glen Dudley	RE	2000
George Summers Duffie, Jr.	RE	1998
Charles Loney Dunn	RE	1990
Cynthia Hodell Dyer	RE	2008
Albert Eugene Eaddy	RE	1995
Annette Coker Edwards	RE	2001
Charlie Aycock Edwards	RE	1980
Nicholas Scott Elliott	RE	2009
Richard Furman Elliott, Jr.	RE	1997
Edgar Heberton Ellis, Jr.	RE	1998
John Law Epps	RE	2005
Joseph Richard Errington	RE	2003
Robert Lee Eubanks	RE	2005
John Dickey Evans	RE	2009
John Wesley Evans	RE	2010
William Franklin Evans	RE	2010
William Burke Farley	RE	2010
Reuben Zach Farmer	RE	2001
William Hall Felder	RE	2002
Jack Lee Fenner	RE	2006
Clifford Furman Ferguson	RE	1988
George Dewitt Fields, Jr.	RE	1997
Arthur Mickey Fisher	RE	2003
Julian Roachel Ford	RE	2007
Foster Barney Fowler, Jr.	RE	1988
Edward Herbert Franklin, Sr.	RE	2004
Joseph Frazier	RE	2007
John Mitchell Freeman	RE	2008
Walter Gene Fuller, Sr.	RE	1995
Donald Franklin Funderburk	RE	1996
James Solomon Gadsden	RE	1996
Dixie Lamar Gamble	RE	1984
Carlos Owen Gardner, Jr.	RE	2002
Anthony Nickolas Gavalas	RE	2002
Roosevelt Geddis	RE	2007
William Murray Gibbons	RE	1999
John Richard Gibson	RE	2001
James Olin Gilliam, Jr.	RE	1998

Thomas Caroll Gilliam	RE	1992
Arthur Melvin Gilliard	RE	2001
Clifford Russell Gilmer	RE	2003
Harry Mulford Goewey	RE	1990
Mack Goff, Jr.	RE	1999
Hoyt Graham, Jr.	RE	1987
Iverson Graham, Jr.	RE	1986
James Arthur Graham	RE	1989
Charles Ariel Graves	RE	1988
Mary Kathryn Boyd Griffin	RE	2010
Frank Julius Griffith, Jr.	RE	2008
John Patrick Griffith	RE	1994
James Allen Grigsby	RE	1986
James Leidy Hall	RE	1985
Robert Auburn Hall, Jr.	RE	1998
Samuel Kaiser Harmon	RE	2004
James Otis Harper	RE	2006
Carl Nickolas Harris	RE	2000
Franklin David Hartsell	RE	1997
Donald Sidney Haton	RE	2002
Ernest Marvin Heape	RE	1986
John Kirkwood Hendricks	RE	1994
Granville Aiken Hicks	RE	2001
John Gerald Hipp	RE	1980
Adlai Cornwell Holler, Jr.	RE	1992
Eugene Covington Holmes	RE	1996
William Thomas Holroyd	RE	1989
James Franklin Hood	RE	1997
Samuel Scott Hook	RE	1998
Donald Jerome Hope	RE	1999
Richard Douglas Hopper	RE	2007
Robert Charles Hopper	RE	2004
Fladger Levon Hucks	RE	2004
Blaine Steven Hudson	RE	2005
Archie Vernon Huff	RE	2003
Elizabeth Chestnut Hughes	RE	2002
Jessie Clark Hughes	RE	2001
James Elmo Hunter, III	RE	1998
James Lewis Hyatt, Jr.	RE	1999
Charles Reed Inabinet	RE	2008
James Wallace Ivey	RE	2008
Robert Earl James	RE	1995
Louis Dwight Jamison	RE	2006
Ethel Gethers Jefferson	RE	2010
Larry Alfred Jenkins	RE	2002
Janet Kaye Chapin Joens	RE	2002
Franklin Herman Johnson	RE	1998
James Willard Johnston, Jr.	RE	2006
Phil Mace Jones	RE	1995
Thomas Charles Jones, Jr.	RE	2001
Ralph Stuart Kaney	RE	1984
William Randolph Kinnett	RE	1991
James Knowles-Tuell	RE	2010
Mitchell Wayne Kyllonen	RE	2003
Kenneth Smith Land	RE	2003
Sheldon Sterling Laney, Jr.	RE	1985
Marvin Ira Lare	RE	1995
Willie Lawson	RE	2010
Julian Hampton Lazar	RE	1993
Dennis Ray Lee	RE	2010
Ernest Edwin LeMaster	RE	1981
James Ernest LeMaster, Jr.	RE	2001
James Franklin Leppard	RE	2005
Harold Page Lewis	RE	2005
Sinclair Emsley Lewis	RE	1998
Alice Deissler Linder	RE	1999
Josephine Mellichamp Locklair	RE	1998
Allen Eugene Long	RE	1998

Happy William Louis Long	RE	1999
Clinton Jones Lupo, Jr.	RE	1990
Thomas Joseph Lusk	RE	2007
Kinsler Boyd Mack, Sr.	RE	1998
Edward Lawrence Mainous	RE	1995
George Franklin Manigo, Jr.	RE	2001
Ed Carlton Marsh	RE	1997
Eileen Carver Marsh	RE	1999
Reese Martin Massey, Jr.	RE	1990
Ludie Carolyn Matthews	RE	2007
Joseph Richard McAlister	RE	1994
Joseph McAllister, Sr.	RE	1988
Robert Edward McAuley	RE	2006
Louis James McClam	RE	1995
Franklin Dewitt McCoy, Sr.	RE	2004
Edward Homer McDowell, Sr.	RE	1997
Theodore Bye McEachern	RE	1994
Roosevelt Montravel McFadden	RE	1994
Vivian Patricia McFadden	RE	2000
Milton Lee McGuirt	RE	2006
Robert Eugene McKeown	RE	1991
Edward Donald McKinney	RE	1988
William Whitfield McNeill	RE	1994
Edward Lee McWilliams	RE	2010
James Donald Medley	RE	1986
Anthony Steele Medlin	RE	2010
Evelyn Cook Middleton	RE	2005
Carey Samuel Miller, III	RE	1985
John Teague Miller	RE	2008
Noble Franklin Miller, Jr.	RE	2002
Forrest David Mills	RE	2007
Robert Clyde Monson	RE	2003
Grace Lewellyn Montes	RE	2008
Raymond Ledbetter Moore, II	RE	1972
Franklin Delano Morris	RE	1997
Theodore Roosevelt Morton, Jr.	RE	1995
Melvin Eugene Mullikin	RE	1995
Arthur Wesley Murphy	RE	2008
John David Myers	RE	1996
James Herbert Nates, Jr.	RE	1999
Jerry Paul Nelson	RE	1999
John Leon Newton	RE	1999
George Henry Nichols, Jr.	RE	1991
Joseph Robert Nicholson, Sr.	RE	1994
Arthur Robert Nix	RE	2009
Gene Austin Norris	RE	1996
Robert Joel Norris	RE	2004
Donald Russell O'Dell	RE	1978
George Clay Owens	RE	1991
Clarence Dixon Padgett	RE	1997
Hoyt Bruce Palmer	RE	2006
Jere Keith Parker	RE	2001
Barbee Olis Parsons	RE	2000
James Ford Patterson	RE	2005
Stanley Burr Patterson	RE	1998
John Carson Pearson	RE	1997
Ronald Alexander Pettit	RE	2010
Harvey Ottis Peurifoy	RE	1989
Charles Gates Pfeiffer	RE	1986
Kenneth William Phelps	RE	2008
Jerry Leroy Phillips, Sr.	RE	2007
John Gerald Pickens	RE	2010
Thomas Carl Pietila	RE	2010
Clarence Odell Pittman	RE	1994
Norman Keith Polk, Jr.	RE	2006
Jack Allen Poole	RE	2001
John Carleton Preer	RE	2010
Joseph Webster Pridgen	RE	1988

Jack Ewell Ray	RE	1992
Earnest James Reece, Jr.	RE	2010
Fred Mortimer Reese, Jr.	RE	1998
Nena Ruth Griggs Reynolds	RE	2006
George Melvin Riser	RE	2007
John Winifred Robinson	RE	1980
Larry William Rodeffer	RE	2010
Paul Hinton Rogers	RE	2010
Thomas Glenn Rogers	RE	1996
Richard Wesley Rogers-Berry	RE	2010
John Wesley Ropp, Jr.	RE	1999
Mary Eskew Rowell	RE	2001
Matthew Duward Rucker	RE	2010
James Paul Rush	RE	2001
John Terrell Rush	RE	2002
Elmer DeVon Ruth	RE	2006
Eugene King Scoggins	RE	1985
Gareth Delwyn Scott	RE	2004
Richard Edward Seignious	RE	1997
Conrad Allen Senn	RE	1994
Charles Stewart Shaw	RE	2008
Kermit Ollie Shrawder, Jr.	RE	2010
Colin Elias Simmons	RE	2006
Talmage Boyd Skinner, Jr.	RE	2003
Dwight Moody Smith, Jr.	RE	2001
Franklin Oscar Smith, Jr.	RE	1994
Woodrow Marshall Smith	RE	2001
Robert Wright Spears	RE	1977
Talmadge Stanton, Sr.	RE	2007
John Mason Stapleton, Jr.	RE	1998
Thomas Fant Steele, Jr.	RE	1991
Warren Edwin Steil	RE	1984
Herbert Stephens, Jr.	RE	1993
Robert Earl Stillwell	RE	2010
Edward James Stiltz	RE	1997
Roy McMillian Stockman	RE	1989
LornaLee Curtis Stoehr	RE	2010
Millard Cooper Stonestreet	RE	2007
Phillip Eugene Stout	RE	2010
George Elliott Strait	RE	2000
Robert Garfield Strother	RE	1990
Harry Robert Stullenbarger	RE	2001
Thomas Abram Summers	RE	1999
Robert William Tanner	RE	1998
Charles Porter Teague	RE	2009
David Theodore Templeton	RE	1998
Thomas Reginald Thackston	RE	1997
James Herbert Thomas	RE	1993
Van Buren Thomas, Jr.	RE	2008
Leon Edwin Thompson	RE	2000
Morris Cook Thompson	RE	1999
W Gordon Timmons	RE	2008
David Kenneth Townsend, Sr.	RE	1997
Frederick Neal Treaster	RE	2007
Michael Loy Vandiver	RE	2008
William Joseph Vines	RE	1997
Bobby Gene Waddell	RE	2000
Leon Louis Wagnon, III	RE	1999
Theodore Holt Walter	RE	2003
Philip Nicholas Watry	RE	2008
George William Watson, Sr.	RE	1996
James Bert Watson	RE	1994
Jerry Michael Watson	RE	2002
Julian Austin Watson	RE	2009
Robert Bradford Way	RE	1984
Christine MacDonald Wechsler	RE	2010
Diana Calvert Westerkam	RE	2008
George Wightman Whitaker, Jr.	RE	1986

Ellwood Holler Wiggins	RE	2009
Thomas Byars Wilkes, Jr.	RE	1999
James Haddon Williams	RE	1998
James Thomas Williams	RE	2005
John McKinley Williams, Jr.	RE	2002
Thomas McKendre Williams, Jr.	RE	1994
Needham Rodgers Williamson	RE	2003
Harlan Euel Wilson, Jr.	RE	2005
Robert Morris Wofford	RE	1990
Patricia Serena Wood	RE	1998
Lewis Scott Woodham	RE	1983
Virgil G Wright	RE	1984
John Madison Younginer, Jr.	RE	1995
Ellen April Younker	RE	2010

54. **What associate members have been retired** (¶358): (List alphabetically giving full name-first, middle, last-in that order. If retiring in the interim between conference sessions (¶358.2d), indicate the effective date of retirement.) (**Under ¶358.1, no vote required; under ¶358.2, v; under ¶358.3, v 2/3**)

a) This year?

Willie Jerome Key	RA	2011
Alfred Truman Wright	RA	2011

b) Previously?

Gary Bruce Adams	RA	1944
Jonathan Brown, Jr.	RA	2010
Samuel Oscar Clardy	RA	2004
George Raymond Cousar	RA	2001
Richard Glenn Davis, Sr.	RA	2003
David Franklin Ervin	RA	2000
L Junior Graham	RA	2001
Charles Thomas Jennings	RA	2001
Norman Lee Knight	RA	1993
Joseph Arelious Poston	RA	1998
Angelia Powell Price	RA	2009
Daniel Thomas Reynolds	RA	2006
John Allen Sellers	RA	2003
Thomas Shadrach Summers, Jr.	RA	2006
Eddie Coker Thomas, Jr.	RA	2010
Theodore Brandon Thomas, Jr.	RA	1993
Molly Frances Wilkes	RA	2005
Grover DeVere Williams	RA	2008
Clark Thomas Wilson	RA	2003

55. **What provisional members have been retired** (¶358): (Indicate credential. If retiring in the interim between conference sessions (¶358.2d), indicate the effective date of retirement.) (**Under ¶358.1, no vote required; under ¶358.2, v; under ¶358.3, v 2/3**)

a) This year? No One

b) Previously?

Seth W. Williams	Marion	2009

56. **Who have been recognized as retired local pastors** (¶320.6):

a) This year?

Billy Ray Osborne	RL	2011
Leslie James Shattuck, Sr.	RL	2011
Rufus Lee Wilson	RL	2011
Wendell Wilkie Sumter	RL	2011

b) Previously?

William Francis Anderson, Sr.	RL	1995
Rudolph Counts Barnes, Jr.	RL	2008
Willie Joe Barr	RL	2000
Theodore Edward Blackwell	RL	2004
Barry Franklin Brinson, Sr.	RL	2009
Larry Richard Brown	RL	2010
Jack Austell Caldwell	RL	1997
Hugh Carroll Cash	RL	2008
Joseph Lee Cole	RL	2009
Charles Gary Compton	RL	2007

Hasford John Cribb, Jr.	RL	2006
James Murray Cubie	RL	2010
Jason Charles Duncan, Sr.	RL	1998
Genevieve Mixon Fender	RL	2005
Joe Gibbs, Sr.	RL	2007
Vincent Francis Halter	RL	2002
Gene Austin Harris	RL	1999
John Tyrone Hemingway	RL	2010
Thomas Hugh Hill, Jr.	RL	2007
Doris Nordan Hovis	RL	2004
William Steve Hughes	RL	2007
James Mack	RL	2001
Edward Crosland McLeod	RL	1998
Hurd Harold Moore	RL	2000
Harry Van Nesmith	RL	2003
Calvin Quarles	RL	2001
Lindsey Eugene Rivers, Sr.	RL	1996
John Russell Rumford	RL	2004
John Carlisle Smiley, Jr.	RL	2005
Rance Pelham Sprayberry	RL	2003
Norris McDonald Swett	RL	2000
Walter Tart	RL	2008
John Pinckney Thomas	RL	2009
Robert Thompson	RL	1998
Elbert Stinson Tillerson, Sr.	RL	2007
John Hildon Watson	RL	1996

57. **Changes in clergy membership: What is the number of ordained ministers:** (NOTE: The numbers in parenthesis following each category listing are the question numbers in this report form where ministers in that category are listed. The number reported below should agree with the number of names listed in the corresponding questions.)
    a) Elected as associate members? (27) 0
    b) Elected as provisional members? (28a, b) 12
    c) Elected as deacons in full connection? (32a) 4
    d) Elected as elders in full connection? (33a) 15
    e) Readmitted? (34, 35a, b) 0
    f) Retired made effective? (36a, b, c) 0
    g) Transferred in? (30a, 37, 38) 1
    h) Transferred out? (41) 0
    i) Discontinued as provisional members? (42) 2
    j) Honorably located this year? (43a1) 1
    k) Administratively located this year? (43c1) 0
    l) Withdrawn? (46a, b, c) 2
    m) Termination of orders? (46d) 0
    n) Terminated by trial? (46e) 0
    o) Deceased? (48a, b, c) 16

58. **What is the number of:**
    a) Pastoral charges? 664
    b) Local churches? 1015

59. What is the number of clergy members of the Annual Conference:
    a) By appointment category and conference relationship

    NOTES:
    (1) Where applicable, the question numbers on this report form corresponding to each category have been placed in parenthesis following the category title. Where these question numbers appear, the number reported in that category should agree with the number of names listed in the corresponding questions.
    (2) For the three categories of Appointments to Extension Ministries, report as follows:
    ¶344.1a, c): the number of clergy members appointed within United Methodist connectional structures, including district superintendents, or to an ecumenical agency.
    ¶344.1b, c): the number of clergy members appointed to extension ministries, under endorsement by the Division of Chaplains and Related Ministries of the General Board of Higher Education and Ministry.
    ¶344.1d): the number of clergy members appointed to other valid ministries, confirmed by a two-thirds vote of the Annual Conference.

    See the Discipline paragraphs indicated for more detailed description of these appointment categories.)
    (Licensed Local Pastors not currently under appointment should not be counted as clergy members of the conference)

Categories	Deacons in Full Connection	Elders in Full Connection	Provisional Deacons	Provisional Elders	Associate Members & Affiliate Members With Vote	Full–time Local Pastors	Part–time Local Pastors
Pastors and deacons whose primary appointment is to a Local Church (¶¶331.1c, 339)	17	360	2	31	6	77	133
Deacons (in full connection and provisional) serving Beyond the Local Church (¶331.1a, b) (81a,b)	8	xxxxx xxxxx xxxxx	1	xxxxx xxxxx xxxxx	xxxxx xxxxx xxxxx	xxxxx xxxxx xxxxx	xxxxx xxxxx xxxxx
Appointments to Extension Ministries (¶316.1; 344.1a, c) (80a)	xxxxx xxxxx xxxxx	34	xxxxx xxxxx xxxxx	2	0	0	0
Appointments to Extension Ministries (¶316.1; 344.1b, c) (80b)	xxxxx xxxxx xxxxx	14	xxxxx xxxxx xxxxx	1	0	0	0
Appointments to Extension Ministries (¶316.1; 344.1d) (80c)	xxxxx xxxxx xxxxx	6	xxxxx xxxxx xxxxx	1	0	0	0
Appointments to Attend School (82)	0	1	0	0	0	xxxxx xxxxx	xxxxx xxxxx
Appointed to Other Annual Conferences (49)	2	1	1	0	0	xxxxx xxxxx	xxxxx xxxxx
On Leave of Absence (50a, 50b)	0	6	0	0	0	xxxxx xxxxx	xxxxx xxxxx
On Family Leave (50a2, c2)	0	2	0	0	0	xxxxx xxxxx	xxxxx xxxxx
On Sabbatical Leave (51)	0	0	0	0	0	xxxxx xxxxx	xxxxx xxxxx
On Incapacity Leave (52c)	0	12	0	1	0	3	0
On Transitional Leave (50a3, 50c1iii)	2	0	1	0	0	xxxxx xxxxx	xxxxx xxxxx
Retired (53, 54, 55)	10	354	0	0	21	xxxxx xxxxx	xxxxx xxxxx
Total Number, Clergy Members	39	790	5	34	27	80	133
Grand Total, All Conference Clergy Members	**1108**						

b) By gender and racial/ethnic identification? (NOTE: See the instruction for item 59 for guidelines to assist in the racial/ethnic identification count.)

Female Clergy Members							
Categories	**Deacons in Full Connection**	**Elders in Full Connection**	**Provisional Deacons**	**Provisional Elders**	**Associate Members & Affiliate Members with Vote**	**Full–time Local Pastors**	**Part–time Local Pastors**
Asian	1	1	0	0	0	0	0
African American/Black	1	32	0	4	0	4	23
Hispanic	0	1	0	0	0	0	0
Native American	0	1	0	1	0	0	0
Pacific Islander	0	0	0	0	0	0	0
White	26	115	5	13	3	15	18
Multi-Racial	0	0	0	0	0	0	0
Total Number, Female Clergy Members*	28	150	5	13	3	19	41
Grand Total, All Conference Female Clergy Members*	**259**						

Male Clergy Members							
Categories	**Deacons in Full Connection**	**Elders in Full Connection**	**Provisional Deacons**	**Provisional Elders**	**Associate Members & Affiliate Members with Vote**	**Full–time Local Pastors**	**Part–time Local Pastors**
Asian	0	2	0	1	0	0	0
African American/Black	1	87	0	5	11	13	31
Hispanic	0	0	0	0	0	1	0
Native American	0	0	0	0	0	0	0
Pacific Islander	0	0	0	0	0	0	0
White	10	551	0	15	13	47	61
Multi-Racial	0	0	0	0	0	0	0
Total Number, Male Clergy Members*	11	640	0	21	24	61	2
Grand Total, All Conference Male Clergy Members*	**849**						

***The sums entered in these spaces should agree with the comparable totals in the bottom two lines of question 59).**

PART III CERTIFICATION IN SPECIALIZED AND CERTIFIED LAY MINISTRY

(¶635.2u, v, *The Book of Discipline*)

Note: Indicate credential of persons in Part III: FD, FE, PD, PE, AM, FL, PL, and Lay

60. **Who are the candidates in process for certification in specialized ministry?** No one

61. **Who is certified in specialized ministry?** (List the areas of specialized ministry. Indicate by an asterisk those certified this year.)

James Steven Arant	CE
Ruth Heykens Arant	CE
Marsha Rhodes Bentley	CE/Music
Ronald Eugene Bentley	CE
Connie Wainwright Borgianini	CE
Laurie Gamble Brandes	CE
Carolyn Elaine Brashear	CE
Donald Ralph Brown	Youth
Dawn McGahee Compton	CE
Jillianne Myers Davis	CE/Youth
Dianna Lynn Flake	Youth
Sarah Tucker Fletcher	Music
Vivia Lawton Fowler	CE
Patricia Ann Gannaway	CE
Medina Lee Miller Gentry	CE
Ruth Ann Ivey	CE
Katherine Lewis James	CE
Meg Harris Jiunnies	CE/Youth
Cathy Louise Woodcock Joens	CE
Thomas Malcolm Jones, Jr	CE
Murial Newell Jordan	CE
Alice Elaine MacKeil	CE
Grady Watson Mills, II	CE
William Brant Mills	Music
Donna Elizabeth Poston	Youth
Lillian Quackenbush	Music
Jacki Sue Ratledge	CE
Margaret Hutcherson Vance	Music
Edwina Julliette Williams	Music
Cheryl Elaine Yates	CE

62. **Who are transferred in as a certified person in specialized ministry?** No one

63. **Who are transferred out as a certified person in specialized ministry?**
Ann Louise Hoyt OD Rock Hill WNC

64. **Who have been removed as a certified person in specialized ministry?** No one

65. **Who are certified as lay ministers** (¶ 271, 635.2v, and 665.10)? (List alphabetically giving full name – first, middle, last – in that order, by district) No one

PART IV DIACONAL MINISTERS

(Paragraph numbers in questions 66-75 refer to The 1992 *Book of Discipline*)

66. **Who constitute the Committee on Investigation** (¶2703.3)? (**v**)

James Michael Arant	FE	Florence	DIFCOI2004
Marsha Rhodes Bentley	FD	Rock Hill	DIFCOI2004a
Laurie Gamble Brandes	DM	Columbia	DM92COI
Charles Anthony Hutchins	RD	Columbia	DM92COI
Geneva Belton Williams	Deaconess	Orangeburg	DM92COI

67. **Who are reinstated as diaconal ministers** (¶313.3c)? (**v**) No one

68. **Who are transferred in as diaconal ministers** (¶312)? No one

69. **Who are transferred out as diaconal ministers** (¶312)? No one

70. **Who have had their conference relationship as diaconal ministers terminated by Annual Conference action** (¶313.3)? (**Under ¶313.3a, no vote; under ¶313.3b, v 2/3**) No one

71. **What diaconal ministers have died during the year?**
    a) Effective: No one
    b) Retired: No one

72. **What diaconal ministers have been granted leaves of absence under** ¶313.1a, c, d) (disability, study/sabbatical, or personal leave): (**v**)
    a) Since the last session of the Annual Conference? (Give effective date of each): No one
    b) At this session of the Annual Conference? (Include names of persons listed in Question 72a, if their leaves of absence are continuing):
    Kimberly Susan Holt DM Marion 3/14/2005

73. **What diaconal ministers have been granted an extended leave** (¶313.1e):
    a) Since the last session of the Annual Conference? (Give effective date of each): No one
    b) At this session of the Annual Conference? (Include names of persons listed in Question 73a, if their leaves of absence are continuing): No one

74. **Who have returned to active status:**
    a) From disability, study/sabbatical, or personal leave of absence (¶313.1a, c, d)? No one
    b) From extended leave (¶313.1e)? (**v**) No one

75. **Who have taken the retired relationship to the Annual Conference as diaconal ministers** (¶313.2): (**Under ¶313.2b, v 2/3**)
    a) This year?
    No One
    b) Previously?

Raleigh Fletcher Carter	DR	Marion	1999
Ann Barton Fuhr	DR	Anderson	2003
Mary Louise Miller	DR	Spartanburg	1998
Freeman R Orr, Jr.	DR	Greenville	1992
Lillian Quackenbush	DR	Columbia	2009
Cheryl Amelia Walker	DR	Columbia	2009
Carol Hart Watson	DR	Columbia	1997
Geneva Belton Williams	Deaconess	Orangeburg	1994

PART V APPOINTMENTS AND CONCLUDING BUSINESS

76. **Who are approved for less than full-time service?**
    a) What associate members and elders are approved for appointment to less than full-time service, what is the total number of years for which such approval has been granted to each, and for what fraction of full-time service (in one-quarter increments) is approval granted (for purposes of equitable compensation claim and pension credit) ¶¶338.2, 342.2, 1506.4b)? (**v ¾**):

Michael Esley Bowers	FE	Spartanburg	2010	1	¾
Robert Tomlinson Cannon	FE	Orangeburg	2004	7	¾
Ronnie Lee Jeffcoat	PE	Rock Hill	2010	2	½
Chang Hoon Jeong	OE	Greenville	2006	5	½
Ashley Nicole McCoy-Bruce	FE	Greenville	2010	1	½
Whittaker Vernon Middleton	FE	Orangeburg	2002	9	¾
Arthur Rose, Jr	OF	Orangeburg	2008	3	½
James Ronald Singleton	FE	Spartanburg	2005	6	½
Kurt LaVon Stutler	OF	Anderson	1997	14	½

    b) What deacons in full connection and provisional deacons are approved for appointment to less than full-time service (¶331.7)?

Sarah Wiggins Branyon	PD	Marion	2009	2	1/2
Medina Lee Miller Gentry	FD	Greenville	2009	2	1/2
Jacki S. Ratledge	FD	Charleston	2001	10	1/2
Bobbie Opal Taylor	FD	Greenwood	2003	8	1/2

77. **Who have been appointed as interim pastors under the provisions of ¶338.3 since the last session of the annual conference, and for what period of time?** No one

78. **What changes have been made in appointments since the last annual conference session?** (Attach list. Include and identify Appointments Beyond the Local Church (Deacons) and Appointments to Extension Ministries (Elders). Give effective dates of all changes.)

Ollie Mae Boyd	Walterboro	6/1/2011	eff. 6/1/2011 SY Ebenezer/Rizer's Chapel
Donald Otis Clendaniel, II	Walterboro	12/1/2010	eff.12/1/2010 apt. (WA) St. George replaces. Dennis Mardis
Dawn McGahee Compton	Columbia	6/1/2011	eff. 6/1/2011 Transitional Leave terminated
Steven Andrew Compton	Anderson	3/2/2011	eff. 3/2/2011 discontinued Provisional Deacon
James Lewis Hyatt, Jr.	Marion	11/21/2010	eff. 11/21/10 apt. RSY (MA) Lake View Charge, Hopewell
Sherry Ward Jackson	Rock Hill	3/3/2011	eff. 3/3/2011 termination of appointment to Philadelphia, Ft. Mill
James William Lewis, Sr.	Charleston		correct 2009 Journal move from 21b to 20
Stewart Dean Lollis	Greenwood		eff. 10/1/2010 apt. St. Mark, Associate (GW); ½ time Director Lander Wesley Foundation; correct 2009 Journal BQ 80a to add Director of Lander Wesley Foundation (1/4)
George Franklin Manigo, Jr.	Orangeburg	11/21/2010	eff. 11/21/2010 apt. RSY Mt. Carmel replaces Grady B. Ponds
Ashley Nicole McCoy-Bruce	Greenville	1/1/2010	1/1/2010 apt. Upstate Gleaning Coordinator for Society of Saint Andrew
Nanada Nichole Middleton	Columbia	7/1/2010	eff. 7/1/2010 transfer PE from N. Georgia, Chaplain Federal Bureau of Correctional Institutions, Bennettsville
Tony Bernard Richardson, Sr.	Charleston	12/31/2010	eff. 12/31/2010 apt. PL Associate, Johns Island Parish
Larry William Rodeffer	Charleston	3/13/2011	eff. 3/13/2011 apt. RSY Smyrna replaces William Robert Morris
Phillip Eugene Stout	Anderson	11/1/2010	eff. 11/1/2010 RSY Chiquola-Donalds
Redonia McKnight Thomas	Anderson	9/1/2010	eff. 9/1/2010 apt. (AN) New Harmony-Robinson Chapel-Union replaces Jerelene Pringle-Jones
Frederick Neal Treaster	Greenville	2/1/2010	eff. 2/1/10 RSY Gray Court-Trinity replaces Clarence Pittman
Curtis Edsel Wells	Hartsville	2/1/2011	eff. 2/1/2011 apt. (HA) Bethel replaces Cecile Jenkin
Jason Glen Wilson	Anderson	10/1/2010	eff. 10/1/2010 apt Grace, Abbeville (AN)
Mitchell Wayne Wray	Greenwood	6/30/2010	eff. 6/30/2010 apt. Hopewell/Sharon

79. **What elders (full connection and provisional), associate members, and local pastors are appointed to ministry to the local church and where are they appointed for the ensuing year?** See list of Appointments.

80. **What elders (full connection and provisional), associate members, and local pastors are appointed to extension ministries for the ensuing year?**

a) Within the connectional structures of United Methodism (¶344.1a, c)?

David Leslie Anderson	FE	Conference Benefits Officer	Columbia	344.1a
David Leslie Anderson	FE	Conference Benefits Officer	Columbia	344.1a
Sonia Ely Brum	FE	CM Congregational Specialist	Columbia	344.1a
Robert Clayton Childers	FE	Program Director, AC Relations, GBCS	Greenville	344.1a
Jennifer Elaine Copeland	FE	Chaplain, Wesley Foundation Duke	Greenwood	344.1a
James M Dawsey	FE	Professor – Emory & Henry College	Greenville	344.1a
Ernest Calvin Etheredge	FE	Walterboro DS 8	Walterboro	344.1a
James Leroy Friday	FE	Florence DS 4	Florence	344.1a
Roger Michael Gramling	FE	President, South Carolina Methodist Foundation	Columbia	344.1a
Paul Wesley Harmon	FE	Spartanburg DS 2	Spartanburg	344.1a
Lisa Conyers Hawkins	FE	Director, Wesley Foundation, Charleston	Charleston	344.1a
Susan Thurston Henry-Crowe	FE	Dean of Chapel – Emory University	Columbia	344.1a
John Wesley Hipp	FE	Orangeburg DS 2	Orangeburg	344.1a
John Emory Holler, Jr.	FE	President & CEO Epworth Children's Home	Columbia	344.1a
Richard Reber Howell, Jr.	FE	Director, Wesley Foundation Francis Marion	Florence	344.1a
Narcie McClendon Jeter	FE	Director Wesley Foundation, Winthrop	Rock Hill	344.1a
Charles Luther Johnson, Sr.	FE	Greenville DS 8	Greenville	344.1a
Archer Judson King	FE	CM Congregational Specialist	Charleston	344.1a
Richard Hayes Knight	FE	Marion DS 2	Marion	344.1a
Susan Paige Leonard-Ray	FE	Anderson DS 2	Anderson	344.1a
Stewart Dean Lollis	PE	Director, Lander Wesley Foundation	Greenwood	344.1a
William Timothy McClendon	FE	Columbia DS 6	Columbia	344.1a
Edward Lovell McCutcheon	FE	Director, Furman Wesley Foundation	Greenville	344.1a
Genova McFadden	PE	Chaplain Claflin University	Orangeburg	344.l a
James Rochelle McGee	FE	President/CEO The Oaks	Orangeburg	344.1a
Diane Amanda Moseley	FE	Executive Director of Killingsworth	Columbia	344.1a
Kenneth Lee Nelson	FE	CM Congregational Specialist for African American Ministries	Columbia	344.1a
Millie Nelson	PE	CM Congregational Specialist	Hartsville	344.1a
Phillip Lynwood Pace, Jr.	FE	Chaplain, Oxford College, Emory University	Spartanburg	344.1a
Patricia Jean Parrish	FE	Charleston DS 4	Charleston	344.1a
Timothy Julian Rogers	FE	Coordinator of Clergy Services/Conf. Secretary	Columbia	344.1a
Candice Yeary Sloan	FE	Chaplain & Dir. Church Relations, SMC	Spartanburg	344.1a
James Russell Taylor	OE	Director of Congregational Development	Columbia	346.1

Willie Senn Teague	FE	Director of Connectional Ministries	Columbia	344.1a
Mary Victoria Teasley	FE	Greenwood DS 6	Greenwood	344.1a
Tom Hennies Brodie Wall	FE	Director, Wesley Foundation, USC	Columbia	344.1a
Lillian Hymes Washington	FE	Hartsville DS 7	Hartsville	344.1a
Sara Ann White	FE	Rock Hill DS 6	Rock Hill	344.1a
Carol Peppers Wray	FE	Chaplain, Wesley Commons	Greenwood	344.1a

b) To ministries endorsed by the Board of Higher Education and Ministry (¶344.1b, c)?

Yu Fong Chong	FE	Chaplain, Agape Senior Community	Columbia	344.1b
Elizabeth Jane Collier	FE	Coordinator Chaplain, Alexian Brothers Med Center, Elk Grove Village, IL	Columbia	344.1b
Robert Belin Collingwood	FE	Coordinator Pastoral Care-V.A. Hospital St. Louis, MO	Orangeburg	344.1b
Marion Brabham Crooks, Jr.	RE	Director, Canterbury Counseling Center	Greenwood	344.1d, 359.6
Walter Watson Dixon	FE	Chaplain, Presbyterian Hospital, NY	Columbia	344.1b
John Dickey Evans	RE	Pastoral Counseling, Licensed Marriage & Family Therapist	Columbia	344.1b
Edward Herbert Franklin, Jr.	FE	Chaplain-US Army	Spartanburg	344.1b
Steven Davis Gillespie	FE	Staff Counselor & Coordinator, Middle Tennessee Pastoral Counseling	Greenville	344.1b
George Henry Grant	FE	Director of Research in Faith & Health, Emory	Charleston	344.1c
Michael Leon Hayhurst	FE	Chaplain, US Air Force, Langley, VA	Greenville	344.1b
Nanada Nichole Middleton	PE	Chaplain, Federal Bureau of Prisons at Federal Correctional Institution	Columbia	344.1b
David Todd Morrison	FE	Chaplain – US Army	Florence	344.1b
Lorenzo Moses	FE	Chief Chaplain, VA Medical Center	Charleston	344.1b
Eldridge Bates Rowell	FE	Chaplain Medical University of SC	Charleston	344.1b
Steven Lynn Shugart	FE	Senior Army Chaplain, SC National Guard	Anderson	344.1b
Robert Thomas Williams	FE	Chaplain- US Navy	Columbia	344.1b

c) To other valid ministries under the provisions of ¶344.1d? (**v 2/3**)

Kenneth Ryan Kennerly	FE	Counselor- VA Medical Center	Columbia	344.1d
Ashley Nicole McCoy-Bruce	FE	Upstate Gleaning Coordinator- Society of St. Andrew (1/2)	Greenville	344.1d
Carol McGinty Rawlinson	FE	Pastoral Counselor, Counseling Center Roswell UMC, Roswell,GA	Spartanburg	344.1d
Rosetta Everna Ross	FE	Associate Professor of Religious Studies, Spelman University	Hartsville	344.1d
Jonathan Edward Smith	FE	Director Portage County Pastoral Care, Kent, OH	Rock Hill	344.1d
Charles Lee White	FE	National Dir. Of Field Operation of the NAACP	Charleston	344.1d

81. **Who are appointed as deacons (full connection and provisional) for the ensuing year?** (Attach a list.)

a) Through non-United Methodist agencies and settings beyond the local church (¶331.1a)?

Traci Smith Bennett	FD	Chaplain, Piedmont Hospice	Spartanburg
Vivia Lawton Fowler	FD	Dean & Vice President of Academic Affairs, Wesleyan College, Macon, GA	Columbia
Kathy Thompson Heustess	FD	Executive Director, Coastal Samaritan Center, Myrtle Beach, SC	Marion
Nicholas Anderson Jeffries	FD	Program Director Camp Chestnut Ridge, Efland, NC	Charleston
Edwina Julliette Williams	FD	Adj. Professor, Orangeburg-Calhoun Tech.	Orangeburg
Mary Kay Wood	FD	Agape Hospice, Bereavement Coordinator	Columbia

b) Through United Methodist Church-related agencies and schools within the connectional structures of The United Methodist Church (¶331.1b)?

James Steven Arant	FD	CM Congregational Specialist	Columbia
Katherine Lewis James	FD	CM Congregational Specialist	Spartanburg
Cathy Louise Woodcock Joens	FD	CM Congregational Specialist	Greenville
Paige Matthews Wolfe	PD	Emory University, Resident Chaplain	Anderson

c) Within a local congregation, charge, or cooperative parish (¶331.1c)? No one

82. **Who are appointed to attend school** (¶416.6)? (List alphabetically all those whose prime appointment is to attend school.)

Associate Members: No one

Provisional Members: No one

Members in Full Connection:

Emily Dawn Turner — Garrett University, Chicago, IL

83. **Where are the diaconal ministers appointed for the ensuing year** (¶310) [**1992 Discipline**]? (Attach list)

Laurie Gamble Brandes	Columbia	Epworth Memorial Minister of Christian Education
Carolyn Elaine Brashear	Anderson	Trinity, Anderson- Director of Christian Education
William Brant Mills	Florence	Central - Minister of Music

84. **What other personal notations should be made?** (Include such matters as changes in pension credit (¶1506.6), corrections or additions to matters reported in the "Business of the Annual Conference" form in previous years, and legal name changes of clergy members and diaconal ministers.)

Harold Edward Albert	RE	Anderson	Correct 2010 Journal to Show in BQ48c, show date of death 12/19/2009
Megan Daniele Augustine`	CERT	Rock Hill	Correct 2010 Journal to include in BQ 19a
Debra Malcom Barnett	OPE	Charleston	Name change from Debra Diane Malcom; eff. 7/1/2010 Approved for Service Bethany Associate
Cora Campbell	CERT	Rock Hill	correct 2010 Journal BQ 84 to show in BQ 19 only
Jonathan David Harris	CERT	Rock Hill	Correct 2010 Journal to include in BQ 19a
Young In Lee	FE	Columbia	eff. 6/30/2010 LOAVol
Carey Samuel Miller, III	RE	Orangeburg	Correct 2000 Journal & subsequent Journals to add to BQ53c
Emily Scales Sutton	PE	Columbia	eff. June, 2010 name changed from Emily Elizabeth Scales
Erin Elizabeth Walley	PD	Anderson	Correct 2010 Journal delete from BQ 81a
Paige Matthews Wolfe	PD	Anderson	eff. 7/19/2010 Transitional Leave
Mary Green	FE	Columbia	Name change from Mary Green Kearse
Mary Jane Shoemaker	HonLoc	Anderson	Name change from Mary Jane Shoemaker Heape

85. **Where and when shall the next Conference Session be held** (¶603.2, 3)?
Florence Civic Center, Florence, SC, June 10-13, 2012

SECTION VI, PART 1

SOUTH CAROLINA ANNUAL CONFERENCE, THE UNITED METHODIST CHURCH

MINISTERIAL APPOINTMENTS

By authority of ***The Book of Discipline*** of The United Methodist Church I hereby fix these appointments for the South Carolina Annual Conference for the 2011-2012 conference year. As commissioned, licensed, consecrated, or ordained members of the covenant of ministry, let us offer ourselves without reserve to the responsibilities and opportunities of these appointments.

Mary Virginia Taylor
Resident Bishop
South Carolina Annual Conference
June 12, 2011

ABBREVIATION KEY

AF	**Affiliate Member**
AM	**Associate Member**
DM	**Diaconal Minister**
DR	**Retired Diaconal Minister**
FD	**Deacon in Full Connection**
FE	**Elder in Full Connection**
FL	**Full-time Local Pastor**
OD	**Deacon Member of other annual conference**
OE	**Elder Member of other annual conference**
OF	**Full Member of other denomination**
OP	**Probationary Member of other annual conference**
OA	**Associate Member of other annual conference**
PD	**Probationary Deacon**
PE	**Probationary Elder**
PL	**Part-time Local Pastor**
PM	**Probationary Member**
RA	**Retired Associate Member**
RD	**Retired Deacon in Full Connection**
RE	**Retired Full Elder**
RL	**Retired Local Pastor**
RP	**Retired Provisional Member**
RSY	**Retired PE, AM, or Full Member supplying a charge**
SY	**Supply**
TBS	**To Be Supplied**

ANDERSON DISTRICT
(48 charges; 75 churches)
SUSAN LEONARD-RAY, DS 2

ABBEVILLE:
Bells – Ed C. Marsh (RSY) 4
Grace – Jason G. Wilson 2
Assistant – Mary Jane Shoemaker (PL)(365.4) 2
Main Street – Randy M. Taylor 6
Sharon-Smyrna – Frederick J. Shepard (PE) 1

ANDERSON:
Anderson Circuit – Wade A. Wyatt, Sr. (PL) 2
(Mount Pleasant, Mount Sinai, Emmanuel)
Anderson Cooperative Parish – Kurt L. Stutler (OF)(346.2)(1/2)1
North Anderson Charge – Kurt L. Stutler (OF)(346.2)(1/2) 1
SY (Scottie Bramlett) 1
SY (Carol Burdette) 1
(John Wesley, Toxaway, Sandy Springs, Bethel)
South Anderson Charge – Donald G. Upson (FL) 1
Karen L. Upson (PL) 1
SY (James Bates) 1
(Ebenezer, Marshall Memorial, Orrville, Homeland Park)
New Hope – Joyce G. Murphy 3

St. John's – Dan L. Batson 2
Thompson Centennial-Bethlehem – Henry Ravenel, Sr. (FL) 7
Trinity – Paul D. Frey 5
Zion – Shawn G. Armstrong 1

BELTON:
Latimer Memorial – D. Jeffery Roper (FL) 3
Union Grove – Howard D. Addis 5

CALHOUN FALLS:
Calhoun Falls – Franklin D. McCoy (RSY) 2

CENTRAL:
Mount Zion – Kurt A. McPherson (PE) 4

CLEMSON:
Clemson – Keith D. Ray, II 2
Associate – Patrick H. Kelley (PL) 6
Campus Minister – C. Lane Glaze (OE)(346.1) 11
Lawrence Chapel – Peggy J. Garland 1

DUE WEST:
Gilgal-Shiloh – Jonathan W. Donnald (PL) 2

EASLEY:
Arial-Tabor – Roger M. Gwinn (PL) 8
Bethesda – Cyrus D. Rogers 11
Easley Charge – Velma M. Haywood 4
(Easley Chapel, John Wesley)
Fairview-St. Paul – L. Daniel Mason (PL) 1
First Church – James L. Correll, Jr. 6
Minister of Programs – Ronald E. Bentley (FD) 5
St. Andrew – Barry W. Cannon 4
Zion – H. Michael Cox (RSY) 3

HONEA PATH:
Chiquola-Donalds – Phillip E. Stout (RSY) 2
Trinity – William N. Harper 5

IVA:
Bethel-Ruhamah – Joe D. Durham (PL) 1
Brenda W. Durham (PL) 1

LIBERTY:
Liberty – J. Scott Cloninger 2

PENDLETON:
Pendleton – Ben L. Barnett 6
Pendleton Charge – Calvin L. Smith 5
(Bethel, Central)

PICKENS:
Grace – Jimmy W. Dillard 3
Mount Bethel-Porter's Chapel – Donald E. Alexander, Jr. (FL) 8

PIEDMONT:
Shiloh – Perry D. Evatt 2

SALEM:
Salem – J. Timothy Whited (PL) 5

SENECA:
Ann Hope- Friendship – Joyce S. Hendry (FL) 2
New Harmony-Robinson Chapel – Redonia M. Thomas (PL) 2
St. Mark – Steven D. Morgan 11
Minister of Congregational Care – Jeffrey W. Childress (FD) 7

STARR:
Starr Charge – Ralph T. Bowling, Jr. (RSY) 6
(Hebron, Starr)

TOWNVILLE:
Dickson Memorial – Paul M. Cheezem, Sr. 2

WALHALLA:
St. Luke-Zion – Richard H. Reams (PE) 2

WESTMINSTER:
Double Springs- Rock Springs – Ronald J. Massey (PL) 7
Hopewell – Earl H. Gunsallus (RLOE) 7
Westminster-Chicopee – Edward L. Mainous (RSY) 17

WILLIAMSTON:
Fairfield– Carleathea M. Benson (PL) 2
Grace-Pelzer – Marguerite "Kempie" Shepard 1
Williamston Charge – Clara M. Gary (PL) 2
(New Golden Grove, Moores Chapel, St. James)

APPOINTMENTS TO EXTENSION MINISTRIES

Within the Connection:
Leonard-Ray, Susan. – District Superintendent, Anderson District 2
Approved by United Methodist Endorsing Agency:
Shugart, Steven L. – Senior Army Chaplain, SC National Guard, First Easley CC 2
Other Valid Ministries:
Wolfe, Paige Matthews (PD) – Emory University Hospital, Resident Chaplain 1
ATTEND SCHOOL: None
APPOINTED IN OTHER ANNUAL CONFERENCES:
Walley, Erin (PD) – Minister of Christian Education, First UMC, Glen Ellyn, IL 2
LEAVE OF ABSENCE:
Pearce, Roger Wayne 3
FAMILY LEAVE: None
SABBATICAL LEAVE: None
INCAPACITY LEAVE:
Mitchell, Paul 2
Petry, Scott 1

RETIREMENT

Retired Ministers
Ashmore, E. Warren
Bowling, Ralph T., Jr.
Carlisle, Robert N.
Claytor, Robert B.
Cleasby, Bruce
Cox, H. Michael
Ethridge, Bobbie R. (FD)
Eubanks, Robert L.
Farley, William B.
Ferguson, Clifford, F.
Ford, Julian R.
Franklin, E. Herbert
Freeman, John M.
Hartsell, Franklin D.
Holroyd, Thomas W.
Keller, A. LeRoy
Lewis, Sinclair E.
McAuley, Robert E.
McCoy, Franklin DeWitt, Sr.
Mainous, Edward L.
Marsh, Ed C.
Marsh, Eileen C.
Medlin, Anthony Steele
Murphy, A. Wesley
Nicholson, Joseph R.
Norris, Robert J.
Owens, George C.
Padgett, Clarence D.
Patterson, Stanley B.
Pridgen, Joseph W.
Quarles, Calvin (RL)
Ray, Jack E.
Shattuck, Leslie J., Sr. (RL)
Stillwell, Robert E.
Stout, Phillip E.
Thompson, Leon E.
Thompson, Morris C.
Vandiver, Michael L.
Woodham, Scott

Retired Missionaries: None

DIACONAL MINISTRY

Diaconal Ministers:
Brashear, Carolyn Elaine – Program Director, Director of Christian Education, Trinity CC 14
Retired Diaconal Ministers:
Fuhr, Ann Barton – Lawrence Chapel CC 9

DEACONESSES

Active:

Edens, Mary Lou – Deaconess for Local Mission, Tracey Jackson Program of G.I.F.T., Main Street, Abbeville CC 10

Retired: None

CHARLESTON DISTRICT
(62 charges; 79 churches)
PATRICIA J. PARRISH, DS 4

BONNEAU:

Berkeley Circuit – William M. Burke (PL) 8
(Berea, Eccles)
Ebenezer-Hood's Chapel – William H. Tanner (FL) 3

CHARLESTON:

Aldersgate – S. Aaron Meadows 2
Asbury-St. James – Timothy G. Shaw (PL) 6
Bethany – Michael C. Walker 1
Bethel – John L. Warren, Jr. 2
Centenary – SY (Lorenzo Moses) 8
Charleston Korean – TBS
Cherokee Place – Ellen A. Younker (RSY) 2
Cokesbury – Charles A. Phillips 5
Epworth – Richard F. Robinson, Jr. (FL) 5
Grace – Richard A. Broomall 2
John Wesley – Gary D. Phillips 4
Associate – Laura L. Canine 5
Midland Park – Leonard C. Ripley, III (FL) 2
Mount Carmel – Carlton J. McClam, Sr. 2
New Francis Brown – Harold G. Gordon 6
North Charleston – Wendy Hudson-Jacoby (OE)(346.1) 1
Old Bethel – Timothy J. Bowman 6
St. Andrews – Robert C. Barrett 5
St. Mark – Scarlett T. Hester 3
Director of Christian Education – Jackie Harris Mitchell Ratledge (FD)(1/2) 9
Trinity – Daniel Flessas 2
Washington – William M. Wrighten (PL) 1
Wesley – George A. McClenan 10

CROSS:

Cross – Barbara L. Reid 1
(Jerusalem, Zion)
Friendship – SY (Reggie Rowell) 2
Greater St. Paul – Alfonza Jones, Sr. (FL) 4

EDISTO ISLAND:

Wesley Memorial-Edisto Island – J. Scott Efird 2

FOLLY BEACH:

Folly Beach-St. John's – Alice L. Deal 6

GOOSE CREEK:

Goose Creek – Frances Debra Dowdle (AM) 12
St. James – Anthony Hodge 8

HOLLYWOOD:

Ravenel – R. Glenn Davis, Sr. (RSY) 7
Wesley – Keith Hunter 3

HUGER:

St. Thomas Charge – Steven L. Love 2
Associate – JoAnn Garrett (PL) 2
(New Hope, Stewart Chapel, Zion)

ISLE OF PALMS:

First – David C. Surrett 6

JAMESTOWN:

Jamestown – David N. Phillips (PL) 3
(Mount Zion, New Hope, St. James)

JOHNS ISLAND:

Johns Island Parish – Angelin J. Simmons 10
Associate – Tony B. Richardson, Sr.(PL) 1
(Bethlehem, New Webster, St. James)
Wesley – Cathy D. Mitchell 1

LADSON:
Wesley – Julius L. McDowell 3
McCLELLANVILLE:
Sewee Santee Charge – James O. Harper (RSY) 5
(McClellanville, Ocean Grove, Wren's Chapel)
MONCKS CORNER:
Centenary – Darlene M. Richardson (PL) 2
Cordesville – Joseph Lee Hagler (PL) 10
Joshua – Mae Frances Taylor 6
Moncks Corner – T. Lee Bryant, Jr. 3
Smyrna – Larry W. Rodeffer (RSY) 1
MOUNT PLEASANT:
Hibben – James C. Hunter 5
Kathryn O. Hunter 5
Point Hope – Walter J. Cantwell (PE) 1
PINOPOLIS:
Pinopolis – James A. Grubb 2
Wesley – Lee C. Bines 6
RIDGEVILLE:
Lebanon Charge – Janice L. Mabey (FL) 2
(Lebanon, Spring Hill)
New Hope – Randall W. Horres (FL) 3
ST. STEPHEN:
Bethel – Cindy S. Shaw (PL) 2
Mount Nebo – Shirley Williams Dingle (FL) 10
St. Stephen Charge – Bonnie F. Miller (PL)(1/4) 5
(Rehoboth, St. Stephen)
New Light – Rufus L. Snowden (AM) 3
Jehovah – Mary A. Snowden (PL) 3
SUMMERVILLE:
New Church Start - Ashley Ridge – Jennifer L. Williams 3
Bethany – Robert J. Howell Jr. 14
Associate – Mark E. Fentress (OE)(346.1) 6
Associate – Adriane M. McGee 3
Associate – Stephen P. Simoneaux, Jr. (PE) 1
Boone Hill – Kelli W. Taylor 2
Enoch Chapel-Grove Hall
(Enoch Chapel) – Victoria Richardson (PL) 7
(Grove Hall) – Virginia B. Stafford (PL) 8
Knightsville – Edgar B. Reynolds, III 6
Stallsville – David D. James 6
Summerville Parish – James R. Cannion 3
(Murray, Wesley)

APPOINTMENTS TO EXTENSION MINISTRIES

Within the Connection:
Hawkins, Lisa C. – Director, Charleston Wesley Foundation, Centenary, Charleston CC 11
King, Judson – Congregational Specialist Connectional Ministries, Bethany CC 4
Parrish, Patricia J. – District Superintendent, Charleston District 4
Approved by United Methodist Endorsing Agency:
Grant, George Henry – Director of Research in Faith and Health, Emory University, Atlanta, GA, Bethel CC 12
Moses, Lorenzo – Chief Chaplain, Ralph H. Johnson VA Medical Center, Centenary CC 18
Rowell, Eldridge – Chaplain, Medical University of South Carolina, Friendship CC 4
Other Valid Ministries:
Jeffries, Nicholas A. (FD) – Camp Chestnut Ridge, Program Director, Efland, NC, Bethlehem-Prospect CC 5
White, Charles L., Jr. – National Director of Field Operations, NAACP, Wesley, Hollywood CC 12
APPOINTED TO ATTEND SCHOOL: None
APPOINTED IN OTHER ANNUAL CONFERENCES: None
LEAVE OF ABSENCE:
Teagan, Deborah Luther 2
FAMILY LEAVE:
Barrett, Mary Elise – St. Andrews Parish CC 5
Smith, David S. 1
SABBATICAL LEAVE: None
INCAPACITY LEAVE:
Taylor, Marvin 2

RETIREMENT

Retired Ministers:

Alewine, James Edwin
Anderson, William F. (RL)
Blackwell, Theodore E. (RL)
Blocker, R. Richard
Boone, John D., Jr.
Brinson, Barry F., Sr. (RL)
Brisbon, David A.
Busch, George P.
Cash, H. Carroll (RL)
Clendaniel, Donald
Cubie, James (RL)
Davis, Gloria R.
Davis, R. Glenn, Sr. (RA)
Derrick, Barbara A.
Duffie, George S., Jr.
Edwards, Annette C.
Fender, Genevieve M. (RL)
Fowler, F. Barney
Gibbs, Sr., Joe (RL)
Graham, J. Arthur
Harper, James O.
Hendricks, J. Kirkwood
Holler, Adlai C.
Hughes, Elizabeth C.
Hughes, Jessie Clark
Ivey, Ruth Ann (FD)
Jefferson, Ethel Gethers
Johnson, Franklin H.
Knight, Norman Lee (RA)
Locklair, Josephine M.
McFadden, Vivian
Mills, F. David
Myers, John David
Nix, A. Robert
Rodeffer, Larry William
Rogers-Berry, Richard
Seignious, Richard E.
Stanton, Talmadge
Stockman, Roy M.
Sumter, Wendell W. (RL)
Tanner, Robert W.
Wilson, Harlan E., Jr.
Wilson, Rufus L. (RL)
Younker, Ellen A.

Retired Missionaries: None

DIACONAL MINISTRY

Diaconal Ministers: None
Retired Diaconal Ministers: None

DEACONESSES

Active: None
Retired: None

COLUMBIA DISTRICT
(58 charges; 66 churches)
WILLIAM TIMOTHY McCLENDON, DS 6

BLYTHEWOOD:

Trinity – Catherine Jamieson-Ogg 11
Associate – Scott M. Bratton 4
Upper Richland Charge – Kerrie Ann Plump (FL) 2
(Beulah, Oak Grove)
Zion – Debbie H. Miller (PL) 5

CHAPIN:

Chapin – Joseph D. Flowers 11

COLUMBIA:

Asbury Memorial – Stephen M. McCormick 2
Ashland – Joel R. Jones 11
Bethel – Henry M. Davis, IV 3
Bluff Road – Leatha W. Brown 4
College Place – Tiffany D. Knowlin 4
Columbia Korean – Luke MoonTaeg Rhyee (PE) 3
Epworth Memorial – Megan S. Gray 5
Fair Lawn – Donald R. Brown (FD/FL) 4
Francis Burns – Thomas J. Bowman, Sr. 3
Associate – Sheila L. Elliott 3
Grace – Rebecca M. Wilkins 1
Greene Street – William B. Gray 7
I. DeQuincey Newman – Joseph A. Wilson, II (FL) 9
Journey – George A. Ashford 5
Lebanon – Mark F. Williams (OF)(346.2) 2
Main Street – Joe Cal Watson 10
Mill Creek-McLeod – Sharon L. Long (PL) 1
Mount Pleasant-St. Luke – Reginald D. Wilson (PL) 3
Northeast – David W. Day 2
Rehoboth – Douglas O. Benton, Jr. (OA)(346.1) 1
Shandon – Michael L. Guffee, Sr. 14
Associate – Allen D. Wolfe 1
Associate – Julie S. Belman (PE) 3
St. James – Neal "Lex" McDonald (HL/PL) (359.2) 1
St. John – Rudolph C. Barnes Jr. (RL) 12
St. Mark – Daniel S. Burbage 6
Suber Marshall Memorial – Phil H. Reynolds (PL) 2
Trenholm Road – R. Wayne Horne 5
Associate – Mollie L. Bame 6
Director of Music – Sarah T. Fletcher (FD) 3
Virginia Wingard Memorial – John W. Culp 7
Washington Street – William R. Childs 2
Associate – Evelyn C. Middleton (RSY) 4
Wesley – John B. Dicks, Sr. 6
Wesley Memorial – Jeri Katherine Warden (FL) 2
Whaley Street – Noble F. Miller (RSY) 7
Windsor – Anthony S. Rowell 5

ELGIN:

West Kershaw – Joanne Lockard-Hawkins (FL) 2
(Ebenezer, Salem, Smyrna)

GILBERT:

Beulah – Robert E. Dunn 4
Gilbert – Linda B. Dunn 4
(Gilbert, Rehoboth)
Pond Branch – Michael S. Bingham 2
Shiloh – Kenneth R. Colton 6

IRMO:

Salem – D. Mitch Houston 6
Shady Grove – Robert M. Vincent 2
Union – William H. Phillips 9
Associate – Joel W. McMakin 5

LEXINGTON:

Boiling Springs – Robert D. Reeves 6
Faith – W. Donald Britt (RSY) 7
Lexington – Kenneth D. Owens 2
Associate – Miyoung Paik 13
Director of Christian Education – Ruth H. Arant (FD) 23
Mount Horeb – Jeffrey G. Kersey 18
Associate – Brian T. Rainwater (OE)(346.1) 9
Associate – Faye J. Stephens 3
Red Bank – W. Russell Freeman 1

WEST COLUMBIA-CAYCE:

Brookland – J. Wayne Smith 2
Cayce – Michael B. Henderson 8
Associate – Susan D. Culler 3
Mount Hebron – Lawrence F. Hays, Jr. 4
Associate – Mandy T. Young 4
Minister of Counseling – Kenneth W. Barwick 29

Platt Springs – Rebecca J. Shirley 2
Shiloh – John Jordan (PL) 6
Trinity – Phil C. Lavender 2
New Church Start - West Columbia Hispanic Ministry Mission Congregation – Emily S. Sutton (PE) 2

WINNSBORO:
Fairfield Circuit – Terry A. Roof (FL/FD) 2
(Bethel, Cedar Creek, Monticello)
First, Winnsboro – J. Bart Sistare, III 3
Gordon Memorial-Greenbrier – Walter C. Ballenger III 5

APPOINTMENTS TO EXTENSION MINISTRIES

Within the Connection:
Anderson, David L. – Executive Assistant Pension and Benefits (Conference Benefits Officer), Main Street CC 7
Arant, James S. (FD) – Congregational Specialist Connectional Ministries, Lexington CC 23
Brum, Sonia – Congregational Specialist Hispanic Coordinator, Mt. Hebron CC 9
Gramling, Roger M. – President, S.C. United Methodist Foundation, Ashland CC 27
Henry-Crowe, Susan – Dean of the Chapel & Religious Life, Emory University, Wesley CC 21
Holler, John E. – President and CEO Epworth Children's Home, Trenholm Road CC 6
McClendon, William Timothy – District Superintendent, Columbia District, Washington Street CC 6
Moseley, Diane A. – Executive Director of Killingsworth, Lexington CC 36
Nelson, Kenneth L. – Congregational Specialist for African American Ministries, Francis Burns CC 5
Rogers, Timothy J. – Coordinator of Clergy Services, Trenholm Road CC 7
Taylor, J. Russell (OE)(346.1) – Director of Congregational Development 7
Teague, Willie S. – Director, S.C. Conference Connectional Ministries, Washington Street CC 8
Wall, Tom H. – Director, Wesley Foundation, USC, Washington St. CC 22

Approved by United Methodist Endorsing Agency:
Chong, Yu Fong – Chaplain, Agape Senior Community, Ashland CC 7
Collier, Elizabeth Jane – Coordinator Chaplain, Center for Spiritualcare, Alexian Brothers Med. Ctr., Elk Grove Village, IL, Union CC 8
Dixon, Walter – Chaplain, Presbyterian Hospital, New York, Asbury Memorial CC 4
Evans, John D. (RSY) – Pastoral Counseling, Licensed Marriage and Family Therapist, Columbia, Washington Street CC 17
Middleton, Nichole – Chaplain, Federal Bureau of Prisons, Bennettsville, SC, Trenholm Road CC 2
Williams, Robert T. – Chaplain, U.S. Navy, Virginia Wingard Memorial CC 25
Wood, Mary Kay (FD) – Chaplain, Agape Hospice, Bereavement Coordinator, Main Street CC 3

Other Valid Ministries:
Kennerly, Kenneth R. – Counselor V.A. Medical Center Addiction Treatment Unit, Columbia, Trinity, West Columbia CC 32

APPOINTED TO ATTEND SCHOOL: None

APPOINTED IN OTHER ANNUAL CONFERENCES:
Compton, Dawn McGahee (FD) – Minister to Children, Timberlake UMC, Lynchburg, VA, Ashland CC 1
Fowler, Vivia L. (FD) – Dean and Vice President of Academic Affairs, Wesleyan College, Macon, GA, Main Street CC 4

APPOINTED IN OTHER METHODIST DENOMINATIONS: None

LEAVE OF ABSENCE:
Lee, Young In "David" 2

FAMILY LEAVE: None

SABBATICAL LEAVE: None

TRANSITIONAL LEAVE: None

INCAPACITY LEAVE:
Pope, Lewis Carroll – Fair Lawn CC 9
Dodds, Roger – Mt. Pleasant CC 6
White, Toni L. – 2

RETIREMENT

Retired Ministers:
Adams, James C.
Aiken, Clyde M.
Alexander, Robert E.
Alley, Joseph W.
Barnes, Rudolph C., Jr. (RL)
Bauknight, Bill
Bell, Michael C.
Bigelow, Archie R.
Borom, W. Robert
Branch, Charles S.
Britt, W. Donald
Brooks, Boyce F.
Buff, L.H., Jr.
Buie, Franklin B.
Bynum, F. Bundy, Jr.
Carlson, W. Paul

Carter, Lemuel C.
Clary, Carl D.
Cooper, Wiley
Cothran, Lee J.
Cox, Albert L.
Culp, Karin Bascom
DeDonato, David M.
Dunn, Charles L.
Edwards, Charlie A.
Ellis, Edgar H., Jr.
Evans, John D.
Evans, William F.
Frazier, Joseph
Gadsden, James S.
Griffin, M. Kathryn
Gunn, James H.
Harmon, Samuel K.
Holmes, Eugene C.
Hutchins, Charles A. (FD)
Jones, Phil M.
Jones, Thom C.
Kinnett, William R.
Knowles-Tuell, James
Laney, Sterling S.
Lare, Marvin I.
Lazar, Julian
Linder, Alice D.
Long, Happy W.L.
Massey, Reese
Matthews, Carolyn
McEachern, Theodore B.
McKeown, Robert E.
McWilliams, Edward L.
Middleton, Evelyn C.
Miller, Noble F., Jr.
Montes, Grace Lovell
Moore, Raymond L., II
Morris, Franklin D.
Nates, James H.
Nelson, Jerry P.
Nichols, George H., Jr.
Pearson, John C.
Pfeiffer, Charles G.
Reese, Fred M., Jr.
Ruth, E. Devon
Spears, R. Wright
Simmons, Colin E.
Steil, W. Edwin
Summers, Thomas A.
Walter, Ted H.
Watson, J. Austin
Way, Robert B.
Westerkam, Diana C.
Williams, J. Tom
Williams, Thomas M., Jr.

Retired Missionaries: None

DIACONAL MINISTRY

Diaconal Ministers:

Brandes, Laurie G. – Minister of Christian Education, Epworth Memorial UMC, Asbury Memorial CC 19

Retired Diaconal Ministers:

Carter, R. Fletcher, Virginia Wingard CC
Quackenbush, Lillian – College Place CC
Walker, Cheryl – Wesley CC
Watson, Carol Hart, Main Street CC

DEACONESSES

Active: None
Retired: None

FLORENCE DISTRICT
(61 charges; 99 churches)
JAMES L. FRIDAY, DS 4

CADES:
Bethesda – Robert L. Shuler 6
Cades-Cameron – Gusta Ger Ganes (PL) 2
Faith – Donald E. McAllister, Sr. (FL) 5
Hebron-Cades – Tommy Tucker (PL) 1
(Hebron, Pergamos, Bethesda)
COWARD:
St. Paul-Coward – John M. Altman (PL) 7
FLORENCE:
Central – Stephen P. Taylor 2
Cynthia C. Taylor 2
Cumberland – J. Jeannetté Cooper 10
Highland Park – Raymond Paul Litts 5
Liberty-Friendship – William H. McCown III 5
Mars Bluff – Darren J. McClam (PL) 2
(Mount Zion, Bowers Chapel)
Pisgah – James Michael Arant 2
Quinby-Bethsaida – Gerald L. Truluck (FL) 7
St. Paul – G. Dane Moorehead 6
Salem – Joyce M. Chiles 1
Tabernacle-Dawsey – Richard Reber Howell, Jr. (1/2) 3
Wesley – Ernest W. Frierson (PL) 1
GABLE:
Lewis Chapel-Zoar – John M. Bauknight 4
GREELEYVILLE:
Greeleyville-Lane – Harry R. Stullenbarger (RSY) 8
Greeleyville Parish – Richard McClary (PL) 5
(Wilson Chapel, Long Branch)
Mount Vernon – C. Nicholas Lyerly (PL) 3
HEMINGWAY:
Ebenezer-Old Johnsonville – William H. Bynum 2
First – Milton L. McGuirt (RSY) 4
Good Hope – Carolyn R. Malphrus 1
JOHNSONVILLE:
Johnsonville – Miriam J. Graham Hadden 2
Johnsonville Circuit – Richard C. Jayroe (PL) 14
(Brown's Chapel, Trinity, Vox Memorial)
JORDAN:
Jordan – Carl F. Ritter, II 4
(Jordan, Union, Bethlehem)
KINGSTREE:
Elijah – Kay A. Best 2
Friendship – Anna G. Miller 2
Jeremiah-Mount Seal – Geneva G. Stafford 8
Jerusalem-St. Luke – Benjamin Graham (PL) 2
Kennedyville – Lindora F. James (PL) 3
Kingstree – Joe L. Blackwelder 2
Kingstree Circuit – James D. Marchant (PL) 2
(Millwood, Cedar Swamp, Beulah)
Kingstree East – William S. James (AM) 2
(Asbury, Bethel)
Mount Zion – Jack C. Washington 6
St. Mary – Larry McCray (PL) 3
St. Michael – Samuel B. Cooper (RSY) 2
St. Paul – James Charles Lane 4
LAKE CITY:
Lake City – Samuel Earle Marcengill 1
Lake City Circuit – William H.D. Bowser, Jr. 5
(St. John, St. Luke, Ninevah)
Lake Point – Jerry L. Dicks (PL) 5
Mount Beulah – William T. Dargan 1
Wesley Chapel – Jerry Louis Gadsden 6
LYNCHBURG:
Lynchburg Charge – Jimmy M. Ridenhour (FL) 19
(Lynchburg, St Luke, Trinity)

Lynchburg Parish – Blondell S. Miller (FL) 2
Associate – Cheryl G. Johnson (PL) 1
(Warren Chapel, New Haven, St. Paul-Wisacky, St. Paul-Elliott)

MANNING:
Manning – Paul A. Hutchison 2

MORRISVILLE:
St. Paul – Franklin D. James (PL) 11

NEW ZION :
New Zion – Gregg S. Varner (FL) 2
(New Zion, Trinity)

OLANTA:
Nazareth– David W. Canine (PL) 2

PAMPLICO:
Bethlehem – O. Julius Hadden 2
Pamplico – Emmanuel Bruce Adams 5
(Pamplico, Prospect)

PINEWOOD:
Pinewood – Randall Lynn Haase (OE)(346.1) 1
(Pinewood, Paxville, Andrews Chapel)

SCRANTON:
Scranton-St. John – Frances S. Connell (FL) 2
(Scranton, St John)

SHILOH:
Shiloh – Pattie E. Gordon 2
(Asbury, St. John)

SUMMERTON:
Summerton – Randall Eugene Bowers (FL) 3

TIMMONSVILLE:
Mount Zion – Louise B. Wright (PL) 2
St. Luke – Jimmie W. Duncan (PL)(1/4) 24
Timmonsville-Salem – Thomas R. Bailey 2

TRIO:
Trio – TBS
(Trio, Earle, Sutton)

TURBEVILLE:
Turbeville – John Patrick Bolin 3
(Pine Grove, Shiloh)

UNION:
Union-Elim Charge – Andrea M. Davis (FL) 1
(Union, Elim)

APPOINTMENTS TO EXTENSION MINISTRIES

Within the Connection:
Howell, Richard Reber, Jr. – Director, Francis Marion Wesley Foundation (1/2) 3
Friday, James L. – District Superintendent, Florence District 4

Approved by United Methodist Endorsing Agency:
Morrison, David Todd – Chaplain, United States Army, Highland Park CC 3

Other Valid Ministries: None

APPOINTED TO ATTEND SCHOOL: None

APPOINTED IN OTHER ANNUAL CONFERENCES: None

LEAVE OF ABSENCE:
Allen, Barry A., St. Paul, Florence CC 4

FAMILY LEAVE: None

SABBATICAL LEAVE: None

INCAPACITY LEAVE:
Hatchell, Sandra Harden 1

TRANSITIONAL LEAVE: None

RETIREMENT

Retired Ministers
Adams, Gary B. (RA)
Bailey, Donald R.
Barr, Willie Joe (RL)
Bradley, James M.
Bragdon, Dannye O.
Brown, Jonathan (RA)
Brown, Matthew C.
Brunson, Ashley C.

Cooper, Samuel B.
Cousar, George Raymond (RA)
Cox, G. W. Farrell
Gibbons, W. Murray
Graham, Iverson
Graham, L. Junior (RA)
Kaney, Ralph S.
McClam, Louis J.
McFadden, Roosevelt M.
McGuirt, Milton L.
McLeod, Edward C. (RL)
Mills, Grady W., III (RD)
Moore, Hurd (RL)
Phelps, Kenneth W.
Pietila, Thomas C.
Poston, Joseph A (RA)
Sellers, John A. (RA)
Smiley, John C. (RL)
Stullenbarger, Harry R.
Thomas, John Pinckney (RL)
Wagnon, Leon L., III
Watson, Jerry M.
Williams, G. DeVere (RA)
Wilson, Willie

Retired Missionaries None

DIACONAL MINISTRY

Diaconal Ministers:
Mills, William B. – Minister of Music, Central CC 31

Retired Diaconal Ministers: None

DEACONESSES

Active: None
Retired: None

GREENVILLE DISTRICT
(57 charges; 72 churches)
CHARLES L. JOHNSON, Sr., DS 8

EASLEY:
North Easley Charge – James McCoy Bruce 8
(Dacusville, Antioch)

FORK SHOALS:
Lebanon – Patricia Diane Boyer (PL) 2
Pisgah-Oak Hill – Bryant Allen Burden (FL) 2

FOUNTAIN INN:
Trinity – David C. Taylor 5

GRAY COURT:
Bramlett-Owings – Renee K. Garrison 4
Dials-Shiloh – Forest D. Mixon 12
Gray Court-Trinity – Fred Treaster (RSY) 2
Green Pond – Michelle D. Cockcroft (PE) 2

GREENVILLE:
Aldersgate – W. Michael Bruce 5
Associate – Carol D. Allison 5
Berea Friendship – David A. Brown 2
Bethel (West Greenville) – Laura H. Whitt (PL) 3
Buncombe Street – Jerry E. Temple 5
Associate – Joseph D. Cate 1
Minister of Education – Gayle Jordan Quay (OD) (331.8) 15
Minister of Adult Ministries – William Grover Putnam (FD) 11
Director of Social Ministries and Mission Outreach – Jerry M. Hill (FL) 12
Christ – Larry G. Smith (PL) 11
Disciples – Debra Griffis-Woodberry 6
Dunean-Brandon – Andria S. Cantrell (PL) 4
East Greenville – Christopher Lee Thompson (FL) 1
(Wesley Chapel, Allen View)
Esperanza Mission Congregation – Enrique R. Gordon (FL) 3

Francis Asbury – Donna Lollis (FL) 1
Greenville Parish – Brenda R. Washington (PL) 3
(Minus Chapel, New Beginnings Mission)
John Wesley – Robin Dease 4
Laurens Road – Laura R. Bratton (PE) 1
McBee Chapel-St. John – SY (Charles T. Owens) 13
Monaghan – Robert Keely (PL) 2
Northside – Elizabeth A. Thompson 4
Piedmont Park – Paul David Wilmer (PL) 1
Salem – Christine M. Matthews 5
South Greenville – Cassandra P. Jackson 5
(Bethlehem, Laurel Creek)
St. Mark – Rance Sprayberry (RL) 4
St. Matthew – Cameron Y. Treece 8
St. Paul – Murray A. Snow (PE) 2
Trinity – Charles E. Summey, Jr. 3

GREER:
Jackson Grove – John Rush (RSY) 8
Covenant – Darren C. Hook 5
Associate – Linda M. Guthrie (PE) 3
Faith – Laura Bessent-Price (PL) 1
Few's Chapel – Joseph L. Cole (RL) 1
Grace- Zoar – Linda J. McNatt 3
Greer Circuit – Tarnishia V. Jenkins-Jackson (PE) 2
(Bethel, St. Paul)
Greenville Korean Mission – Chang-Hoon Jeong (OE)(346.1)(1/2) 6
Liberty Hill-Woods Chapel – C. Davon Harrelson (FL) 2
Memorial – Arthur H. Holt 8
Mountain View – Judith A. Alford 2
Sharon – Matthew L. Yon 4
Slater – Joel Andrew Watson (PL) 2
Victor – Leslie E. Gardner (PL) 9

MAULDIN:
Mauldin – Clarence E. Kanipe, Jr. 5

PIEDMONT:
Augusta Road – Christopher M. Lollis 1
Piedmont – Justin M. Gilreath (FL) 6

SIMPSONVILLE:
Advent – Michael C. Wolfe 2
Bethel-Ebenezer – Nellie C. Cloninger 1
Hopewell – Christopher E. Arries 3
Simpsonville – Nelson L. Stokes 5
Director of Children's Ministries – Deana Gentry (FD) (1/2) 2
Minister of Education and Volunteer Ministries – Patricia Gannaway (FD) 10

TAYLORS:
Lee Road – Lloyd E. White 4
St. Mark-St. Matthew – Janice Frederick-Watts 4

TRAVELERS REST:
North Greenville – Keith Taylor (PE) 4
Travelers Rest – George W. Scott 2

WOODRUFF:
Emma Gray – Amy D. Bratton 3
Grace – John P. Callahan (RSY) 8

APPOINTMENTS TO EXTENSION MINISTRIES

Within the Connection:
Childers, R. Clayton – Program Director, Annual Conference Relations GBCS, Emma Gray CC 11
Dawsey, James M. – Professor, Emory and Henry College, Oak Hill CC 14
Joens, Cathy Louise W. (FD) – Congregational Specialist, Covenant CC 3
Johnson, Sr., Charles L. – District Superintendent, Greenville District 8
McCutcheon, Edward – Director, Wesley Foundation, Furman University 4

Approved by United Methodist Endorsing Agency:
Gillespie, Steven D. – Staff Counselor and Coordinator, Middle Tennessee Pastoral Counseling Center, Memorial CC 15
Hayhurst, Michael – United States Air Force Chaplain 2

Other Valid Ministries:
McCoy-Bruce, Ashley N. – Upstate Gleaning Coordinator – Society of Saint Andrew (1/2) 2

APPOINTED TO ATTEND SCHOOL: None

APPOINTED IN OTHER ANNUAL CONFERENCES: None

LEAVE OF ABSENCE:
Matthews, Mary Katherine Brown – Mauldin CC 6
SABBATICAL LEAVE: None
INCAPACITY LEAVE:
Hatchell, James W. 1
James, Jerry 3
Pearce, Pricilla F. (PE) 2
FAMILY LEAVE: None
TRANSITIONAL LEAVE: None

RETIREMENT

Retired Ministers:
Bedenbaugh, Eugene H.
Brown, Barry L.
Callahan, John P.
Cavin, Donald E.
Cole, Joseph L. (RL)
Elliott, Nicholas
Elliott, Richard F., Jr.
Errington, Joseph R.
Fortier, Robert A. (RL)
Gilliam, James O., Jr.
Goewey, Harry
Griffeth, James Ellis
Hall, Robert A., Jr.
Haton, Donald S.
Hicks, Granville A.
Huff, A.V., Jr.
Hunter, James E., III
Joens, Janet C.
Lee, Dennis
Leppard, James F.
McAlister, J. Richard
McKinney, E. Donald
McNeill, William W.
Miller, John Teague
Patterson, James F.
Pittman, Clarence O.
Riser, George M.
Rush, John
Scott, Gareth
Shaw, Charles S.
Smith, Woodrow M.
Sprayberry, Rance (RL)
Stanley, Dwaine C. (RL)
Stoehr, Lorna Lee Curtis
Strait, George E.
Sullivan, Patricia A. (FD)
Thomas, Van B., Jr.
Treaster, Fred
Waddell, Bobby G.
Watson, John H. (RL)
Whitaker, George W., Jr.
Wood, Patricia S.
Wright, Alfred T. (AM)
Retired Missionaries: None

DIACONAL MINISTRY

Diaconal Ministers: None
Retired Diaconal Ministers:
Orr, Freeman R., Jr.

DEACONESSES

Active: None
Retired: None

GREENWOOD DISTRICT
(57 charges; 84 churches)
MARY V. TEASLEY, DS 6

BATESBURG:
St. John's – Steven M. King 2
BELVEDERE:
Belvedere – Ann Dease Everett 5
CLINTON:
Broad Street – Kitty Cooper Holtzclaw 2
EDGEFIELD:
Edgefield – David D. Bauknight 6
GRANITEVILLE:
St. John-Warrenville – Alan N. Quarles (FL) 4
GREENWOOD:
Aldersgate – George T. Thomas, Jr. (FL) 7
Bethlehem – James Ray Davis (RSY) 1
Branch Hill-Martha's Chapel – Alexander Thomas (PL) 2
Cokesbury-Hodges – R.T. Bowling, III 3
Ebenezer – SY (H. Matt Brewington) 2
Greenwood-Ninety Six Charge – Lorenza Bell II (PL) 1
(Mays, Trinity)
Lowell Street – Richard W. Waldrep 8
Lupo Memorial– George H. Donigian (OE)(346.1) 2
Main Street – Terry C. Martin 2
Mathews-Harris – J. William Harris (OF) 4
Mount Carmel – SY (Myra E. Taylor) 4
Mount Lebanon-Kinards – Danial A. Wiley 6
Panola – Robert E. Titus (ROE) 10
Rehoboth – Keith D. Sweat (PL) 4
St. Mark – Barrett T. Alewine 6
Associate – S. Dean Lollis (PE)(1/2) 2
Tranquil – Louis M. Mims 6
Troy – N. Keith Polk, Jr. (RSY) 6
JOANNA:
Epworth-Springdale – John Gerald Pickens (RSY) 2
JOHNSTON:
Johnston-Harmony – Steven Paul Keck 2
KINARDS:
Hopewell-Sharon Charge – Elizabeth Burgess Drennen 1
LANGLEY:
Langley-Bath-Capers Chapel – Wade H. Everett 5
LAURENS:
Central-Sandy Springs – Billy Ray Osborne (RL) 13
First – Alice Elaine MacKeil (FD/FL) 1
Laurens Charge – Shirley P. Gordon (PL) 1
(Calvary-Mount Carmel)
St. James – Charlie H. Short 15
LEESVILLE:
Leesville – Sandra Lynn Smith King 2
McCORMICK:
McCormick – Athon M. Arant, Sr. 3
Minister of Christian Education – Bobbie O. Taylor (FD) (1/2) 9
Plum Branch Charge – Phillip L. Bostrom 3
(Republican, St. Paul)
NEWBERRY:
Central – Karen H. Radcliffe 4
Epting Memorial-Lebanon Charge – Fred Vance Buchanan, Jr. 1
Lewis Memorial – James Counts, Jr. (PL) 2
O'Neal Street-Ebenezer Charge – Richard C. Goldie (PL) 2
Trinity-New Chapel Charge – Hugh J. Bickley (RSY) 10
NINETY SIX:
Cambridge – Daniel R. Smyth (FL) 2
St. Paul – Philip E. Chandler 4
NORTH AUGUSTA:
Grace – James D. Dennis 2
Associate – Ryan Greasor Spurrier (PE) 1

POMARIA:
Mount Pleasant – Marian W. Dyer (PE) 5
Pomaria Charge – Suzanne Byrum Walker (PL) 2
(Caper's Chapel – New Hope)
PROSPERITY:
Wightman – Michael A. Turner 5
Zion – Lowry Tressler Drennen 5
RIDGE SPRING
Ridge Spring Charge – SY (John E. Kneece) 17
(Ridge Spring, Spann)
SALUDA:
Bethany-Zoar – Michael L. Written (PE) 2
Bethlehem-Gassaway – William Hightower (PL) 4
Butler-Shiloh – Lee Cothran (RSY) 7
Emory-Nazareth – Frank Copeland 3
St. Paul – Robert L. Cox 2
TRENTON:
Trenton-McKendree – Cheryl Dyke Toothe 2
VAUCLUSE:
Vaucluse-Pentecost – Clifford C. Binion (PL) 1
WARE SHOALS:
Mount Bethel-King's Chapel – Heather S. Baird (PL) 2
Ware Shoals-Harmony– Tina A. Thomas 5
WATERLOO:
Waterloo – Blaine S. Hudson (RSY) 5
Soule Chapel – Kathy L. Carr (PL) 3

APPOINTMENTS TO EXTENSION MINISTRIES

Within the Connection:
Copeland, Jennifer E. – Director, Wesley Foundation, Duke University, Broad Street CC 12
Lollis, S. Dean (PE) – Director, Greenwood Wesley Fellowship (1/2) 4
Teasley, Mary V. – District Superintendent, Greenwood District 6
Wray, Carol Peppers – Chaplain, Wesley Commons, Main Street CC 12
Approved by United Methodist Endorsing Agency:
Crooks, Marion B., Jr. (RSY) – Director, Canterbury Counseling Center, Central (Newberry) CC 6
Other Valid Ministries: None
APPOINTED TO ATTEND SCHOOL: None
APPOINTED IN OTHER ANNUAL CONFERENCES: None
LEAVE OF ABSENCE:
Bostrom, Katherine – Republican CC 1
FAMILY LEAVE: None
SABBATICAL LEAVE: None
TRANSITIONAL LEAVE:
Byrd, Thomas C. 1
INCAPACITY LEAVE: None

RETIREMENT

Retired Ministers:
Anderson, Vernon O.
Ballard, Paul McKinney, Jr.
Bennett, Hazel (FD)
Bickley, Hugh
Bradley, Dan
Campbell, J. Taylor
Canaday, DeArmond
Charles, Ada A.
Crooks, Marion B., Jr.
Cunningham, Ben
Curry, Eugene L.
Davis, James Ray
Dudley, Charles G.
Eaddy, A. Eugene
Epps, John L.
Gamble, D. Lamar
Griffith, John P.
Grigsby, James A.
Hipp, John G.
Hudson, Blaine S.

Jenkins, Larry A.
Lupo, C.J.
Lusk, T. Joseph
Medley, James D.
Morton, Ted R., Jr.
Osborne, Billy Ray (RL)
Palmer, Bruce H.
Peurifoy, Harvey O.
Pickens, John Gerald
Polk, N. Keith, Jr.
Rogers, Paul H.
Rogers, Sheila D.
Rogers, William F., III
Stephens, Herbert, Jr.
Swett, N. McDonald (RL)
Templeton, David T.
Vines, William Joseph
Wiggins, Elwood Holler
Younginer, John M., Jr.

Retired Missionaries: None

DIACONAL MINISTRY

Diaconal Ministers: None
Retired Diaconal Ministers: None

DEACONESSES

Active: None
Retired: None

HARTSVILLE DISTRICT
(64 charges; 105 churches)
LILLIAN HYMES WASHINGTON, DS 7

BETHUNE:
Bethune – Barbara Rogers Segars (PL) 7
(Bethel, Sandy Grove)

BISHOPVILLE:
Bethlehem – Henry Allen Altman 2
Bishopville Circuit – Calvin Burdell Washington (PE) 3
(New Haven, Springhill)
Hebron – Christine MacDonald Wechsler (RSY) 2
Mechanicsville – Kenneth Neal Carter 5
Mount Zion – Angela Ford Nelson (PL) 1
St. Matthew Circuit – Kimberly Norbeck Evans (FL) 1
(Ashland, Concord, St. Matthew)

CAMDEN:
Camden First – Ellis White, Jr. 4
East Camden – Constance Nelson Barnes 3
(Emmanuel, St. Matthew)
Good Hope Wesley Chapel – Thurmond Williams (FL) 2
Lyttleton Street – Steve Allen Patterson 1
St. Paul – Franklin R. Garrett 6
West Camden – Debra Anderson-Joe (PL) 3
(Rockspring, St. Peter)

CHERAW:
Cheraw Parish – Wyatt Clifton Minton, III 2
(Bethel, Mount Zion, Wesley)
First Church – Paul Ariel Wood, Jr. 4
Mount Olivet-Pleasant Grove – Billy Lee Lynch, Jr. 2
Wilkes Chapel-Bethesda – SY (Charles Ronnie Caulder) 17

CHESTERFIELD:
Chesterfield Parish – James Elbert Williams (PL) 1
(Mount Tabor, Wesley Chapel)
Shiloh – Debra A. Armstrong 1
St. Paul – Rebecca J. Huguley 6
Zoar – Lawrence Allen Watson 2

DARLINGTON:
Indian Branch-Twitty – Philip N. Watry (RSY) 1

New Providence – Roberta C. Brown Josey 17
Pine Grove-Epworth – John Melvin Bell (FL) 2
Shiloh – Judith A. Knox (PE) 2
St. James – Morris Waymer, Jr. 2
St. John-Wesley Chapel – Amiri Bernard Hooker 5
Trinity – Thomas Harmon Norrell 2
West Darlington – Taylor F. Coates (PL) 1
(Bethel, Wesley Memorial)

HARTSVILLE:
Bethlehem-Prospect – Patricia G. Warden (OE)(346.1) 6
Centenary-Kingsville – James Elliott Moore 5
Kellybell-Sandy Bluff – Raymond Frank Cook, Jr. (PL) 10
Mount Beulah-New Hope – Brenda J. Thomas (PL) 1
New Market-Tabernacle – Myrna Kay Westfall (FL) 2
St. Luke – Phillip Carlisle Thrailkill 4
Minister of Youth & Programming – Shelly Anne Holder (FD) 6
Minister of Music – Margaret Hutcherson Vance (FD) 6
Wesley – Frances McMahon Elrod 2

JEFFERSON:
Jefferson – Stephen Ray Jordan 3
(Fork Creek, Jefferson)
Jefferson Parish – Robert Lee Malachi 3
(Hopewell, Mount Elon, Sandy Grove, Wesley Chapel)

LAMAR:
Lamar – Melvin Wilbur Flail, Jr. 11
Lamar Circuit – William Edward Herlong (PL) 10
(Elim, Newman Swamp, Zion)
Lamar-Ebenezer – Charles Kemith Wilson 12
(Ebenezer, John Wesley, Sandy Grove)

LUGOFF:
Lugoff Parish – Sharon Spann Gamble (PL) 2
(Mount Joshua, Mount Prospect, Shiloh)
St. John's – John Walter Mims 4
Unity – Augustus Rodgers 5

LYDIA:
Wesley Chapel – Valerie Knox Mireb (OE)(346.1) 2

MCBEE:
McBee Charge – Charles Gary Compton (RSY) 7
(Hebron, McBee)
Union – Steven M. Todd 2

OSWEGO:
Bethel – Curtis Wells 2
Oswego Circuit – Bobby Shaw 6
(Clark, Mount Moriah, St. Mark)

PAGELAND:
Oro – Audrey Boozer 2
Pageland – Nena Ruth Reynolds (RSY) 3
Salem – Allen Nesmith (FL) 4
Zion-Zoar Charge – Robin Audrey Griffeth 1

REMBERT:
Rembert-St. John – John D. Howle (FL) 1
(Beulah, McLeod Chapel, St. John)

RUBY:
Ruby – Jerry Cal McManus, Sr. (PL) 11
(Bethel, Ebenezer, Friendship, Mount Croghan)

SUMTER:
Aldersgate – Washington Belangia V 2
Dalzell – Wanda Diane Altman (FL) 2
Emmanuel-Mt. Zion – Doris Regina Bright (FL) 1
North Sumter – Lawrence Cantey, Jr. (PL) 1
(Antioch, Shepherd)
St. James – Mary Louise Johnson 1
St. John – Joseph Robert Huggins (FL) 3
St. Mark – Telley Lynette Gadson 13
St. Mark's – William Morgan Lewis (FL) 7
Trinity – James Kevin Gorry 2
Minister of Education – Angela Halter Marshall (PD) 2

APPOINTMENTS TO EXTENSION MINISTRIES

Within the Connection:
Nelson, Millie (PE) – Congregational Specialist Florence-Marion Districts, St. Matthew, Camden CC 2
Washington, Lillian Hymes – District Superintendent, Hartsville District 7
Approved by United Methodist Endorsing Agency: None
Other Valid Ministries:
Ross, Rosetta Everna – Associate Professor of Religioius Studies, Spelman College, St. Mark CC 18
APPOINTED TO ATTEND SCHOOL:
Turner**,** Emily Dawn – Garrett University, Chicago, IL 2
APPOINTED IN OTHER ANNUAL CONFERENCES: None
LEAVE OF ABSENCE: None
FAMILY LEAVE: None
SABBATICAL LEAVE: None
INCAPACITY LEAVE:
Bowman, Charles Lee (FL) – Oro CC 3
Orr, Patricia Pepper – Bethlehem, Hartsville CC 5

RETIREMENT

Retired Ministers:
Ammons, Gene Sarvis
Beckom, Terry Martin
Boatwright, Donald W., Sr. (Bud)
Brown, Larry Richard (RL)
Compton, Charles Gary (RL)
Davidson, Edward Laney
Dean, Dewey Levan
Griffith, Frank J.
Halter, Vincent Francis (RL)
LeMaster, E. Edwin
McAllister, Joseph
McDowell, Edward Homer, Sr.
Parsons, Barbee Olis
Reece, Earnest J., Jr.
Reynolds, Nena R.
Rivers, Lindsey Eugene, Sr. (RL)
Scoggins, Eugene King
Thackston, Thomas Reginald
Thomas, Eddie, Jr. (RA)
Thomas, Theodore Brandon, Jr. (RA)
Thompson, Robert (RL)
Townsend, David Kenneth, Sr.
Watry, Philip N.
Wechsler, Christine MacDonald
Wright, Virgil G.
Retired Missionaries: None

DIACONAL MINISTRY

Diaconal Ministers: None
Retired Diaconal Ministers: None

DEACONESSES

Active: None
Retired: None

MARION DISTRICT
(56 charges; 95 churches)
RICHARD H. KNIGHT, DS 2

ANDREWS:
Trinity – David D. Marcy 2
AYNOR:
Aynor – Robert A. Adams 4
Pisgah – John H. Vickers III 2
Rehoboth-Zoan – John P. Watts (AM) 6
BENNETTSVILLE:
Bennettsville First – Ben M. Gafford 7
Bennettsville Circuit – Shawn Weeks 3
(Aaron Temple, Ebenezer, Level Green)

Bennettsville Parish – Ebbie S. Abraham (FL) 1
(Old Galilee, Shiloh, Smyrna)
Christ-Antioch – Dora R. Gafford 7
Marlboro Charge – William T. Wicker (FL) 13
(Bethel, Boykin, Ebenezer)
Marlboro Circuit – Daniel M. Hall (PL) 4
(New Hope, Oak Grove, Pleasant Hill)
Shiloh-Smyrna – David E. Reed (PL) 13
St. Michael – Ardell Washington (PL) 5
Trinity – Jeffery Salley 2

BLENHEIM:
Blenheim Circuit – SY (Alexander Stoops, Jr.) 4
(Manning Chapel, Parnassas)

CLIO:
Asbury-Clio – Willie Lawson (RSY) 2
Trinity (Clio) – Berea (McColl) – Paul E. Gasque (FL) 8

CONWAY:
Antioch-Poplar: George E. Olive (PL) 5
Brown Swamp-New El Bethel – Neal Y. Woods 2
Centenary – Troy L. Metzner (FL) 4
Conway First – Paul M. Kinnett 6
Joseph B. Bethea-Salem – Stanley E. Weber, Jr. (FL) 6
Trinity – Sandra Stevens-Poirel 2
Children and Youth Ministry Coordinator – Sarah Branyon (PD) (½) 3
Union – Scott A. Johnson 4

DILLON:
Dillon Parish – Barry S. McFadden 2
(Beulah, St. Luke, St. Stephen)
Little Rock Parish – Ronald I. McCall (FL) 15
(Bowling Green, McCoy Chapel, New Holly)
Main Street – Michael E. Rouse 7
Oakland – Gene A Harris (RL) 2

GEORGETOWN:
Duncan Memorial – G. Edward Usher 4
Herbert Memorial – Marie E. Nuckles 1
Oak Grove-Sampit – John M. Williams, Jr. (RSY) 2
Wayne-Bethel – Daniel W. Chamblee (FL) 3

LAKE VIEW:
Lake View Charge – Ronald C. Jones (PL) 4
(Hopewell, Lake View, Union)
Hopewell – Jim Hyatt (RSY) 2

LATTA:
Latta Charge – Walter Tart (RL) 8
(Andrew Chapel, St. Phillips)
Latta-Mount Andrew – Jerry L. Phillips, Jr. 6

LITTLE RIVER:
Little River – Stuart R. Smith 6

LORIS:
Camp Swamp – Carl N. Harris (RSY) 1
Ebenezer-Wampee – Jo Anna M. Fallaw 3
Loris First – Grady W. Corder (PE) 1

MARION:
Centenary-Central – Virgil M. Seaber (RLOE) 11
Marion First – Joe N. Long, Jr. 8
Marion Parish – William A. Jones (PL) 3
(Bethel, Pleasant Grove, Springville)
Shiloh – Alvin M. Shifflett (OF)(346.2) 10

McCOLL:
Main Street – Pine Grove – Robert L. Allen 3

MULLINS:
Center-Nichols-Tranquil – William F. Heustess 7
Macedonia-Pleasant Hill – Thurmond K. Thomas 5
Mullins Charge – Anthony Alford (PL) 2
(Beulah, Shiloh)

MURRELLS INLET:
Belin Memorial – Boyd McIver Alexander, Jr. 7
Associate- Maurice E. Nason, Jr. 5

Brookgreen – Charles Thomas (FL) 3
(Brown Chapel, Heaven Gate, St. James)

MYRTLE BEACH:
Christ- Jeffrey B. Dunn 14
Myrtle Beach First – Kenneth B. Timmerman 10
Associate – Jonathan E. Tompkins 3
Socastee – Ray K. Smith 9

NICHOLS:
Floyds – (TBS)

NORTH MYRTLE BEACH:
Trinity – Steven L. Brown 10

PAWLEY'S ISLAND:
St. Paul's Waccamaw – C. Nels Ledwell 6
Associate – Jane A. Pearce 4

SURFSIDE BEACH:
Surfside – Scott H. Wachter 4
Associate – Lisa Kim Eanes 5

TATUM:
Tatum Parish – Samuel O. Clardy (RSY) 6
(Ebenezer-Hebron)

APPOINTMENTS TO EXTENSION MINISTRIES

Within the Connection:
Knight, Richard H. – District Superintendent, Marion District 2

Approved by United Methodist Endorsing Agency: None

Other Valid Ministries:
Heustess, Kathy T (FD) – Executive Director, Coastal Samaritan Counseling Center, Myrtle Beach, Myrtle Beach First CC 9

APPOINTED TO ATTEND SCHOOL: None

APPOINTED IN OTHER ANNUAL CONFERENCES: None

LEAVE OF ABSENCE: None

FAMILY LEAVE: None

SABBATICAL LEAVE: None

INCAPACITY LEAVE:
Daniel, Edmond (FL) – Trinity, North Myrtle Beach CC 7
George, Samuel B., III – Belin Memorial CC 5
Taylor, Debra W. (FL) – Center-Nichols-Tranquil CC 3

RETIREMENT

Retired Ministers:
Adams, Quay W.
Brittain, Thomas N.
Clardy, Samuel O. (RA)
Clemons, Robert B.
Crews, Rowan
Dyer, Cynthia H.
Felder, William H.
Fenner, Jack L.
Gardner, Carlos O.
Gilmer, Clifford R.
Hall, James L.
Harris, Carl N.
Harris, Gene A. (RL)
Hemingway, John T. (RL)
Hucks, F. Levon
Hughes, William Steve (RL)
Hyatt, James L.
Inabinet, Charles R.
Jennings, Charles T. (RA)
Land, Kenneth S.
Lawson, Willie
Lewis, Harold P.
McIver, Leslie H. (RD)
Newton, J. Leon
Norris, Gene A.
Osborne, Jean O. (RD)
Reynolds, Daniel T. (RA)
Rogers, Thomas G.
Tart, Walter (RL)

Timmons, W. Gordon
Williams, John M., Jr.
Williams, Seth W. (RP)
Williamson, Needham R.
Retired Missionaries: None

DIACONAL MINISTRY

Diaconal Ministers:
None
Leave of Absence:
Holt, Kimberly S. (DM) – Conway First CC 8
Retired Diaconal Ministers:
Carter, R. Fletcher

DEACONESSES

Active: None
Retired: None

ORANGEBURG DISTRICT
(54 charges; 94 churches)
JOHN W. HIPP, DS 2

AIKEN:
Charles Wesley – TBS
St. John's – George K. Howle 7
Associate – Billy Keith Stewart (FL) 4
Associate – James T. Bennett, III (RL)(1/2) 1
Trinity – Rodney K. Powell 13
Wesley – Alexander Baker (PL) 5
BAMBERG:
Bamberg Circuit – Thomas Ray Sims (PL) 7
(Bethel, Mount Zion)
Claflin – Bobby Gordon (PL) 2
Main Street – Washington W. Belangia, IV (RSY) 2
Mount Carmel – Walter H. McKelvey (OE)(346.1) 1
Trinity-Pleasant Hill Charge – Carol Rexroad Cannon 2
Robert T. Cannon (3/4) 2
BARNWELL:
Barnwell Charge – Michael J. Hood 2
(Barnwell, Siloam)
BOWMAN:
Bowman Charge – Marie E. Ray 1
(Ebenezer, White House, Wightman)
New Covenant – Leonard Huggins, Jr. 7
Pineville-St. Stephen – James Phillip Smith 4
BRANCHVILLE:
Branchville- – Kenneth W. Phelps (RSY) 1
CAMERON:
Cameron – Roger C. Goupil (PL) 5
(Cameron, Jericho, Shady Grove)
COPE:
Canaan – Whittaker Vernon Middleton (3/4) 14
Edisto Charge –Frederick S. McDaniel 12
(St. John, Union, Wesley Grove)
Edisto Fork – Hayes T. Gainey 14
DENMARK:
Bethel Park – Judy Correll Hames 4
Franklin-Orange Grove – Alfred V. Griffin, Jr. 6
ELLOREE:
Elloree – Michael Terrance Fleming (FL) 5
(Elloree, Jerusalem)
EUTAWVILLE:
Eutawville – J. Peter Belec (RSY) 6
Silas – Mark A. Williams (PL) 6
Target-Gerizim Charge – SY (Barry A. Allen) 1
HOLLY HILL:
Holly Hill – Millard Cooper Stonestreet (RSY) 5
JACKSON:
Jackson – Eugene A. Aiken (FL) 2
(Bethel, Wesley Chapel)

LIVINGSTON:
Livingston-Pine Hill – Brandon L. Fulmer (FL) 1
NEESES:
Rocky Swamp Mission Congregation – SY (Z. Tracy Pender) 2
NEW ELLENTON:
St. Paul – Tresco E. Shannon 2
NORTH:
North-Limestone – John McKinley Williams, III 3
Orange Circuit – Jack Williamson Gibson (FL) 3
(Ebenezer, St. John's, Trinity)
Saint Mark – Thomas J. Pearson 14
NORWAY:
New Beginning – Arthur Rose, Jr. (OF)(346.2)(1/2) 4
Norway – Frederick R. Davis 3
(Lebanon, St. John's)
OLAR:
Olar – Edward J. Stiltz (RSY) 15
(Kearse, Mizpah, Salem)
ORANGEBURG:
New Light – Norman A. Brown 8
North Orangeburg – Eddie Calvin Williams 10
Orangeburg Circuit – Joanne Walker-Brown 4
(Bethlehem, Mount Nebo, St. John)
Orangeburg Parish – Frank V. James 2
(Cedar Grove, Forest Chapel, St. Stephen)
St. Andrews – J. Michael Smith 5
St. Paul's – Kristen R. Richardson-Frick 4
Trinity – Larry D. McCutcheon 8
PELION:
Pelion – George R. Gain (AM) 9
Assistant – Kathryn W. Scarborough (PL) 2
(Bethel, Pelion, Sharon)
PROVIDENCE:
Providence – Karen E. Starr 7
ROWESVILLE:
Rowesville Charge – Curtis L. Felkel, Jr. (PL) 6
(Bethel, Cattle Creek, New Hope)
Rowesville Parish – Annie H. Sistrunk 3
Assistant – Walter Harley (PL) 5
(Central, Prospect, Mayes Chapel)
ST MATTHEWS:
Calhoun Charge – Robbie V. Hall (FL) 1
(Andrew Chapel, Wesley Chapel)
St. Matthews Charge – Mark A. Altman (PL)(3/4) 3
(East Bethel, West Bethel, Mount Zion)
St. Paul – Patricia P. Mayfield 5
SALLEY:
Clinton – David W. Williamson (PL) 9
SANDY RUN:
Beulah – Thurmond O. Flowers (FL) 5
SPRINGFIELD:
Springfield Charge – Jack A. Poole (RSY) 2
Assistant – SY (DeWitt Livingston) 2
(Neeses, Salley, Springfield)
SWANSEA:
Calvary-Oak Grove – Bruce E. Rucker (PL) 9
WAGENER:
Wagener-Swansea – Scott W. Smoak (PE) 1
WILLISTON:
Williston – Cynthia Raski Fuller (RSY) 6
Assistant – Thomas S. Summers (RSY) 6
(Blackville, Williston)

APPOINTMENTS TO EXTENSION MINISTRIES

Within the Connection:
Hipp, John Wesley – District Superintendent, Orangeburg District 2
McGee, James R. – President/CEO, The Oaks, Clinton CC 7
McFadden, Genova (PE) – Orangeburg Wesley Foundation, Campus Minister 2

Approved by United Methodist Endorsing Agency:
Collingwood, Robert B. – Coordinator of Pastoral Care, V. A. Hospital, St. Louis, MO, Main Street, CC 23
Other Valid Ministries:
Williams, Edwina Juliette (FD) – Adj. Professor, Orangeburg-Calhoun Tech, Trinity CC 11
APPOINTED TO ATTEND SCHOOL: None
APPOINTED IN OTHER ANNUAL CONFERENCES: None
LEAVE OF ABSENCE:
Ponds, Grady Bernard 1
FAMILY LEAVE: None
SABBATICAL LEAVE: None
INCAPACITY LEAVE: None

RETIREMENT

Retired Ministers:
Belangia, Washington W., IV
Chewning, J. Boyd
Clyburn, Robert B.
Cowart, William G.
Davis, Gerald Edwin
Dill, Elizabeth C. (FD)
Evans, John Wesley
Farmer, Zach R.
Gilliam, Thomas C.
Heape, Ernest M.
James, Robert E.
Key, Willie J. (RA)
Mack, James (RL)
Manigo, George F., Jr.
Mullikin, M. Eugene
Nesmith, Harry V. (RL)
Parker, Jere Keith
Pettit, Ronald A.
Poole, Jack A.
Preer, John C.
Robinson, John W.
Rucker, Matthew D.
Shrawder, Kermit O.
Stapleton, John Mason
Stiltz, Edward James
Stonestreet, Millard Cooper
Summers, Thomas S. (RA)
Watson, George W.
Retired Missionaries: None

DIACONAL MINISTRY

Diaconal Ministers: None
Retired Diaconal Ministers:
Williams, Geneva B.

DEACONESSES

Active:
Williams, Geneva B. – Director of Religious Life and Services, Claflin University, Trinity CC 11
Retired: None

ROCK HILL DISTRICT
(45 charges; 70 churches)
SARA ANN WHITE, DS 6

CHESTER:
Bethel-Armenia – Harry Kyle Gindhart 4
Chester Circuit – Lois J. Helms 1
(Capers Chapel, New Hope)
Wesley Memorial – Arthur D. Vick, Jr. (PL) 2
CLOVER:
Clover Parish – Marvin Lamont Caldwell 8
(Clover Chapel, Green Pond, Mount Harmony)
First, Clover – Thomas B. Wilkes, III 1
Associate – Drew C. Martin (FL) 1

FORT LAWN:
Fort Lawn – Glenn W. Ribelin, Sr. (PL) 3
FORT MILL:
Belair – Gayle M. Summey 4
Osceola – Angela Etheredge-Manley (FL) 1
Grace Community – Randall Aabye Madsen 6
Philadelphia – William Kevin Cooley 6
Pleasant Hill – Michael Dowling Ritter, Sr. 6
St. John's – Carlton W. Hunsucker 2
Director of Music – Carrie Ann Wright (OD)(331.8) 5
GREAT FALLS:
Mount Dearborn-Heath Chapel – Brenda Issacs Curtis (PL) 1
HICKORY GROVE:
Hickory Grove Charge – Larry Richard Hyder 5
(Canaan, Mount Vernon)
KERSHAW:
Kershaw Charge – Hope R. Avins (PE) 1
(Damascus, Kershaw, Hanging Rock)
LAKE WYLIE:
Good Samaritan – Jason D. Everson (PE) 3
LANCASTER:
Bethel-Van Wyck Charge – TBS
Camp Creek-Bethesda – Michael E. Catoe (PL) 1
Church of the Good Shepherd – Mary E. Green 1
East Lancaster Charge – Shannon M. Murray (PL) 2
(Lynnwood, Trinity)
First Church – Joseph Lynn Curtis 2
Associate – Mallory J. Forte (PL)(3/4) 1
Grace – Kathy P. Hudson (PE) 4
Hopewell – David C. Inman 1
St. Luke-Salem – Kyle D. Randle 1
Tabernacle – Jacqueline Connelly 2
Zion – James E. Elder (FL) 3
RICHBURG:
Mount Prospect-Ebenezer – G. Douglas Chambers (PL) 4
Richburg-Pleasant Grove – Linda Tedder Jenkins (PL) 12
ROCK HILL:
Adnah – David D. McManus, Jr. (PE) 1
Aldersgate – Pamela G. Ledbetter 2
Antioch – Timothy S. Thompson (OF)(346.2) 1
Bethel-Philadelphia – Joshua T. McClendon 3
Catawba-El Bethel – Karen J. Richmond (PL) 2
C. Bryson Williams (PL) 2
Cornerstone-Epworth – Irvin Plowden, Jr. (FL) 1
Friendship-Heath Memorial – J. Michael Morris 4
India Hook – Stephen Douglas Gaither 4
Mount Holly – Kim M. Strong 1
Rock Hill Central Charge – Jackie R. Carter-Harris (FL) 3
(Mount Olive, New Hope)
Rock Hill South Charge – Ronnie Lee Jeffcoat (PE)(1/2) 1
(Bethel, Harmony)
St. John's – Debra Quilling Smith 2
Associate – W. Everette Haselden (PE) 2
Spiritual Director – Miriam Mick (FD) 7
Woodland – Larry Randall Parker 9
Minister of Youth & College – Karen T. Kluever (FD) 4
Minister of Music – Marsha R. Bentley (FD) 4
SHARON:
Western York Charge – Raymond L. Reavis (PL) 3
(Sharon, New Zion, Shady Grove)
YORK:
Kings Mountain Chapel-St. Paul – Brian E. Preveaux (FL) 1
Trinity – Eugene L. Feagin, III 6
York-St. James Charge – Frederick Nortei Yebuah 5
(Hopewell, St. James, Wesley)

APPOINTMENTS TO EXTENSION MINISTRIES

Within the Connection:
Jeter, Narcie Jo McClendon – Director, Wesley Foundation, Winthrop University, St. John's Rock Hill CC 6
White, Sara Ann – District Superintendent, Rock Hill District 6
Approved by United Methodist Endorsing Agency: None
Other Valid Ministries:
Smith, Jonathan Edward – Director, Portage County Pastoral Counseling Service, Kent, OH, Mount Vernon, Hickory Grove CC 27
APPOINTED TO ATTEND SCHOOL: None
APPOINTED IN OTHER ANNUAL CONFERENCES: None
LEAVE OF ABSENCE: None
FAMILY LEAVE: None
SABBATICAL LEAVE: None
INCAPACITY LEAVE:
Hall, April Lee – St. John's, Fort Mill CC 15
Ashworth, Mary Susan – St. John's, Rock Hill CC 6

RETIREMENT

Retired Ministers:
Blackmon, Charles
Cross, William Kelly
Fuller, Walter Gene
Gibson, John Richard
Hook, Samuel Scott
Hopper, Robert C.
Hovis, Doris N. (RL)
Phillips, Jerry L., Sr.
Rumford, John R. (RL)
Smith, Franklin Oscar, Jr.
Steele, Thomas Fant, Jr.
Watson, James Bert
Retired Missionaries: None

DIACONAL MINISTRY

Diaconal Ministers: None
Retired Diaconal Ministers: None

DEACONESSES

Active: None
Retired: None

SPARTANBURG DISTRICT
(52 charges; 76 churches)
PAUL WESLEY HARMON, DS 2

BLACKSBURG:
Blacksburg Charge – Don Boshell (FL) 4
(St. John, Sardis)
BOILING SPRINGS:
New Beginnings – Thomas Wesley Smith 4
BUFFALO:
Buffalo – Kevin F. Dalton 8
CHESNEE:
Chesnee – Frances Lee Roper (FL) 4
Friends in Christ – Hal Bruce Johnson (PL) 5
COWPENS:
Cowpens Charge – Roye Lynn Kulik 3
(Salem, St. Mark , St. Andrews)
CROSS ANCHOR:
Cross Anchor Charge – SY (Walter Forrester) 15
(Hebron, Cross Anchor Yarborough)
Golightly-Tabernacle – Louis D. Jamison (RSY) 5
DUNCAN:
Duncan-Startex-Loree – Richard D. Lewis (FL) 1
ENOREE:
Trinity-Enoree-Patterson Chapel – Burton L. Ott 4
GAFFNEY:
Mesopotamia-Asbury – Angelia P. Price (RSY) 3
Buford Street – Joseph Ralph James, Jr. 4
Dunton – Lillie K. Davis (PL) 2
Limestone Street – James Ronald Singleton (1/2) 8

Trinity – SY (Alester McKinney) 28

GRAMLING:

Gramling – Benjamin Wade Herlong, Sr. 4

INMAN:

Aldersgate – Gary B. Byrd (RSY) 2

Inman – Ronald Lee Leonard, Sr. 8

JONESVILLE:

Jonesville-New Hope – James W. Ivey (RSY) 4

Kelton Charge – J. Christopher Greene (PE) 4

(Bethlehem, Foster's Chapel)

LANDRUM:

Jacksons Grove – Michael E. Bowers (3/4) 9

Landrum – Jane D. Jenkins 7

LOCKHART:

Lockhart-Wesley Chapel – Stephen A. Williams (FL) 2

LYMAN:

Lyman – Christopher Brian Gilmer 2

PACOLET:

Pacolet-White Stone – Patricia Caldwell McCain 5

PACOLET MILLS:

Montgomery Memorial – Kelly Lee Gallamore 3

ROEBUCK:

Walnut Grove – Chris B. Snelgrove (FL) 5

SPARTANBURG:

Ben Avon-Roebuck – Jones Lester Brewer (FL) 5

Bethel – David E. Nichols 6

Associate – David B. Smith 10

Cannon's Camp Ground – Douglas W. Gilliland 6

Central – Scott Alexander Stevenson 1

Minister of Christian Education – Karen Lail Jones (FD) 3

Cherokee Springs-Liberty – Brian James Arant (PE) 2

Church of the Covenant – William Danford Blair 2

El Bethel – Jack Austell Caldwell (RL) 6

Fairmont – Amie Pridgeon Shaver (PL) 1

Foothills Charge – Ronald Dewey Towery (FL) 1

(Campobello, Liberty, Fingerville)

Gravely Memorial – Scott Stephen Gilmer (PE) 4

Reidville Road – Samuel S. Warwick 1

Silver Hill Memorial – Edward H. McDowell, Jr. 5

Skylyn-Arcadia – James B. Carter (FL) 7

Spartanburg Parish – Rufus Horace White (PL) 1

(Allen Chapel, Florence Chapel, Pleasant View)

St. James – William Francis Malambri III 3

St. Luke-Beaumont – F. Edward Traxler, Jr. (FL) 1

St. Paul – Frank E. Lybrand 5

Trinity – Adlai Stephen Holler 3

Associate – Heather B. Humphries 6

UNION:

Bethel – William Terry Mitchell (FL) 8

Bogansville – Gary Alan Peterson 11

Duncan Acres – Merritt R. Wentz (PL) 2

Grace – K. David Caughman 4

Sardis-Unity – H. John Cribb (RL) 6

WELLFORD:

Immanuel – Fred Walls Parker (PL) 3

WHITMIRE:

Whitmire-Carlisle – James H. Williams (RSY) 3

APPOINTMENTS TO EXTENSION MINISTRIES

Within the Connection:

Harmon, Paul Wesley – District Superintendent, Spartanburg District 2

James, Katherine L. (FD) – Congregational Specialist, Rock Hill & Spartanburg Districts, Buford Street CC 7

Pace, Phillip Lynwood, Jr. – Chaplain, Oxford College, Emory University, St. James CC 3

Sloan, Candice Yeary – Chaplain & Director of Church Relations, Spartanburg Methodist College, St. James CC 10

Approved by United Methodist Endorsing Agency:

Bennett, Traci S. (FD) – Chaplain, Piedmont Hospice, Montgomery Memorial CC 4

Franklin, E. Herbert, Jr. – Chaplain, United States Army, Bethel (Spartanburg) CC 10

Other Valid Ministries:
Rawlinson, Carol McGinty – Pastoral Counselor, Counseling Center Roswell UMC, Roswell GA, Central CC 3
APPOINTED TO ATTEND SCHOOL: None
APPOINTED IN OTHER ANNUAL CONFERENCES: None
SABBATICAL LEAVE: None
LEAVE OF ABSENCE: None
INCAPACITY LEAVE:
Swofford, Cynthia L. – Inman CC 5
FAMILY LEAVE: None
TRANSITIONAL LEAVE:
Brock, Catherine Amanda (PD) 1

RETIREMENT

Retired Ministers:
Anderson, Thurman W.
Barnes, Larry A.
Barrett, Charles D.
Bobo, Kenneth G.
Bowling, Douglas A.
Brown, Joe K.
Brown, Will Rogers
Byrd, Gary B.
Caldwell, Jack A. (RL)
Clyburn, David A., Jr.
Coble, William K.
Covington, James W.
Cribb, H. John (RL)
Culp, Dorothy N.
Culp, Wayne A.
Duncan, Jason C. (RL)
Ervin, David F. (RA)
Fields, George D.
Fisher, A. Mickey
Funderburk, Donald F.
Gavalas, Anthony N.
Graves, Charles A.
Griffin, Betty S. (RD)
Hill, Thomas H., Jr. (RL)
Hood, James F.
Hope, Donald J.
Hopper, Richard D.
Ivey, James W.
Jamison, Louis D.
Johnston, James W.
Kyllonen, Mitchell W.
LeMaster, James E., Jr.
Long, Allen E.
Monson, Robert C.
O'Dell, Donald R.
Price, Angelia P. (RA)
Rickenbacker, Luther H.
Ropp, John Wesley, Jr.
Rowell, Mary E.
Rush, James P.
Senn, C. Allen
Skinner, Talmage B., Jr.
Smith, Dwight Moody
Strother, Robert G.
Teague, Charles P.
Tillerson, Elbert S. (RL)
Wilkes, Molly F. (RA)
Wilkes, Thomas B., Jr.
Williams, James H.
Wofford, Robert M.
Retired Missionaries: None

DIACONAL MINISTRY

Diaconal Ministers: None

Retired Diaconal Ministers:
Miller, Mary Lou

DEACONESSES

Active: None
Retired:
Miller, Mary Lou

WALTERBORO DISTRICT
(50 charges; 99 churches)
ERNEST C. ETHEREDGE, DS 8

ALLENDALE:
Allendale – Thomas R. Smith (PL) 2
(Gillette, Swallow Savannah)
Central Circuit – Joseph Abram, Jr. 10
(New Hope, Simpson, Union)
BEAUFORT:
Beaufort Circuit – SY (Tracy Paulette Colleton-Glover) 1
(Bethel, John's Chapel)
Carteret Street – B. Susan Ulmer 6
Associate – Lara Caulder Byrd 8
Fisher Chapel-St. Stephen – Fadetra D. Harrington (PE) 2
New Church Start - Waters Edge – Melton A. Arant, Jr. 6
Port Royal – Wallace Grable Page, Jr. (OE)(RSY) 2
Wesley – James Albert Ross (PL) 2
COTTAGEVILLE:
Cottageville Charge – Sidney W. Mims III (PL) 5
(Cottageville, Rehoboth)
Jericho – Jerry Harrison, Jr. (PE) 4
Macedonia-Wesley Grove – Paul Yvone Thomas (PL) 4
DORCHESTER:
Dorchester Circuit – Ronald L. Brewer (PL) 2
(Salem, Zion)
Dorchester Parish – Mark D. Mitchell (PL) 15
(Oak Grove, St. John)
EHRHARDT:
Ehrhardt – Lewis Christopher King, III (PL) 8
(Wesley Chapel, St. James, Zion, Lodge)
Ebenezer-Rizer's Chapel – Ollie Mae Boyd (PL) 1
Friendship-St. Luke – Vivian Remona Linguard (PL) 3
HAMPTON:
Estill-Black Swamp – James W. Lewis, Sr. (PL) 1
(Estill, Furman, Mount Carmel, St. John)
Fairfax – David L. Fields (PL) 1
(Bellinger Chapel, Brunson)
Hampton-Varnville Charge – Edward Rossiter Chellis (PE) 2
Toby-Mount Nebo Charge – Muriel L. Scott (PL) 2
HARLEYVILLE:
Bethel-Duncan Chapel – Robert E. Lee (AM) 15
(Bethel, Duncan Chapel)
First Church – Jeremy L. Howell 3
Harleyville Parish – Davie Demetrius Sanders, Jr. (PE) 2
(Jerusalem, Morris Chapel, St. Daniel)
HILTON HEAD:
Bluffton – Joseph A. McDonald 2
Church of the Palms – Peter Kent Berntson (FL) 1
St. Andrew By-The-Sea – Neil M. Yongue 5
RIDGELAND:
Hardeeville-St. Luke Charge – Richard M. Smith 6
(Hardeeville, St. Luke)
St. Paul-Tillman Charge – Bruce A. Sayre 2
(St. Paul, Tillman)
RIDGEVILLE:
Canaan-Sand Hill – Mack C. McClam 4
Associate Minister of Congregational Care – Paige C. Roper (PL) 2
New Hope-St. Paul Charge – Willie F. Dicks, Jr. 2

Ridgeville Charge – H. Jack Bailey (RSY) 2
(Cypress, Mount Tabor, Trinity)

RUFFIN:

Adnah-Williams Charge – David W. Cox (RSY) 15
Bells Parish – James Bernard Grant (PL) 5
(Red Root, Sykes Savannah)
Mount Pleasant – Sheri White (PL) 2
Ruffin Circuit – Wayne R. Major 2
(Bethel, St. John, Tabor)
Ruffin Parish – Valarie Owens-Bartley (OF)(346.1) 1
(Buckhead, Hickory Hill)
Smoaks Circuit – Kenneth C. Burr, Sr. (PL) 1
(Green Pond, Little Swamp, Trinity)
Springtown – Albert Middleton 5

ST. GEORGE:

Grover Charge – Peter Michael Lack (PL) 1
(Grover, Providence)
Indian Field – John Preston Grimsley 1
New Grace – Warren Murdock, Sr. 4
St. George – Michael S. Leonhardt 1
St. George Parish – Otis Scott, Jr. 1
(St. Mark, Shady Grove, Trinity)

WALTERBORO:

Bethel – Theron Walker Smith, Jr. 3
Bethel-Red Bank Charge – Jimmy Washington (FL) 2
Colleton Circuit – Curtis J. Young (PL) 7
(Bethel, Heaven Gate, Trinity)
Hendersonville Charge – Debra M. Barnett (FL) 1
(Ebenezer, Ritter; Ebenezer, Yemassee; Salem)
New Life – Dwight Arnold Nelson 3
Walterboro Charge – Timothy Eugene Soucy (PL) 2
(Mount Carmel, Peniel, Sandy Dam)
Walterboro Parish – Major Brown, III 6
(Cumberland, Isaiah)

APPOINTMENTS TO EXTENSION MINISTRIES

Within the Connection:
Etheredge, Ernest C. – District Superintendent, Walterboro District 8
Approved by United Methodist Endorsing Agency: None
Other Valid Ministries: None
APPOINTED TO ATTEND SCHOOL: None
APPOINTED IN OTHER ANNUAL CONFERENCES:
Quarles, Alice J. – North Carolina Conference, Trinity, Jacksonville CC (1/4) 11
LEAVE OF ABSENCE: None
FAMILY LEAVE: None
SABBATICAL LEAVE: None
INCAPACITY LEAVE: None

RETIREMENT

Retired Ministers:
Bailey, Harold Jack
Barnes, Benjamin B.
Branan, Roger Leo, Jr.
Cox, David W.
Elliott, John H.
Geddis, Roosevelt
Gilliard, Arthur M.
Goff, Mack, Jr.
Graham, Hoyt, Jr.
Mack, Kinsler Boyd, Sr.
Thomas, J. Herbert
Wilson, Clark Thomas (RA)
Retired Missionaries: None

DIACONAL MINISTRY

Diaconal Ministers: None
Retired Diaconal Ministers: None

DEACONESSES

Active: None
Retired: None

SECTION VI, PART II

COMPENSATION OF MINISTERS SERVING IN APPOINTMENTS TO EXTENSION MINISTRIES IN 2010
(as required by Paragraph 628, 2008 *Book of Discipline*)

Name	District	Appointment	Salary	Housing
A. WITHIN THE CONNECTIONAL STRUCTURES OF UNITED METHODISM (Par. 335. 1a., c.)				
Anderson, David Leslie	Columbia	Conference Benefits Officer	78,300	15,000
Brum, Sonia Ely	Columbia	Connectional Ministries Congregational Specialist	46,349	15,000
Childers, R. Clayton	Spartanburg	Program Director, Annual Conf. Relations, GBCS	77,000	
Copeland, Jennifer E.	Spartanburg	Director, Wesley Foundation, Duke University	53,687	8,500
Crews, Rowan D., Jr.	Columbia	Associate Professor, Columbia College		
Dawsey, James M.	Anderson	Professor, Emory & Henry College		
Etheredge, Ernest C.	Walterboro	Walterboro District Superintendent	88,200	Furnished
Friday, James Leroy	Florence	Florence District Superintendent	88,200	Furnished
Gramling, Roger M.	Columbia	President, SC United Methodist Foundation, Inc.	85,116	12,000
Harmon, Paul W.	Spartanburg	Spartanburg District Superintendent	88,200	Furnished
Hawkins, Lisa C.	Charleston	Director, Wesley Foundation, Charleston		
Henry-Crowe, Susan T.	Columbia	Dean of the Chapel & Religious Life, Emory University		
Hipp, John W.	Orangeburg	Orangeburg District Superintendent	88,200	Furnished
Holler, John Emory, Jr.	Columbia	President and CEO, Epworth Children's Home	87,550	15,000
Howell, Richard Reber, Jr.	Florence	Director, Francis Marion Wesley Foundation	22,832	
Jeter, Narcie Jo M.	Rock Hill	Director, Wesley Foundation, Winthrop University	42,588	15,000
Johnson, Charles L., Sr.	Greenville	Greenville District Superintendent	88,200	Furnished
King, Archer Judson	Charleston	Connectional Ministries Congregational Specialist	53,560	15,000
Knight, Richard H.	Marion	Marion District Superintendent	88,200	Furnished
Leonard-Ray, Susan P.	Anderson	Anderson District Superintendent	88,200	Furnished
Lollis, Stewart Dean	Greenwood	Director, Lander Greenwood Wesley Foundation		
McClendon, William Timothy	Columbia	Columbia District Superintendent	88,200	Furnished
McCutcheon, Edward Lovell	Greenville	Director, Wesley Foundation, Furman University		13,000
McGee, James R.	Orangeburg	President/CEO, The Methodist Oaks		15,000
Moseley, Diane Amanda	Columbia	Executive Director, Killingsworth, Inc.		
Nelson, Kenneth L.	Columbia	Connectional Ministries Congregational Specialist	69,806	15,000
Nelson, Millie	Hartsville	Connectional Ministries Congregational Specialist	52,530	15,000
Pace, P. Lynnwood, Jr.	Spartanburg	Chaplain, Oxford College		Furnished
Parrish, Patricia Jean	Charleston	Charleston District Superintendent	88,200	Furnished
Rogers, Timothy Julian	Florence	Coordinator of Clergy Services/Conference Secretary	88,200	15,000
Sloan, Candice Y.	Spartanburg	Chaplain & Director of Church Relations, SMC		9,500
Taylor, James Russell (OE)	Columbia	Director, Congregational Development	88,200	
Teague, Willie S.	Columbia	Director of Connectional Ministries	88,200	15,000
Teasley, Mary Victoria	Greenwood	Greenwood District Superintendent	88,200	Furnished
Wall, Tom H.B.	Columbia	Director, Wesley Foundation, USC		
Washington, Lillian Hymes	Hartsville	Hartsville District Superintendent	88,200	Furnished

White, Sara Ann	Rock Hill	Rock Hill District Superintendent	88,200	Furnished
Wray, Carol Peppers	Greenwood	Chaplain, Wesley Commons		

B. TO MINISTRIES ENDORSED BY THE BOARD OF HIGHER EDUCATION & MINISTRY (Par. 335. 1.b., c.)

Chong, Yu Fong	Columbia	Chaplain, Agape Senior Community	
Collier, Elizabeth Jane	Columbia	Coordinator Chaplain, Alexian Brothers Medical Center, Elle Grove Village, IL	
Collingwood, Robert B.	Orangeburg	Coordinator, Pastoral Care, VA Hospital, St. Louis, MO	98,187
Crooks, Marion Brabham, Jr.	Greenwood	Director, Canterbury Counseling Center	
Dixon, Walter Watson	Columbia	Chaplain, Presbyterian Hospital, New York	
Evans, John Dickey	Columbia	Pastoral Counseling	
Franklin, E. Herbert, Jr.	Spartanburg	Chaplain, United States Army	
Gillespie, Steven D.	Greenville	Staff Counselor, Middle Tennessee Pastoral Counseling Center	
Grant, George Henry	Charleston	Director, Research in Faith Healing, Emory Univ.	
Gunn, James H.	Columbia	Supervisor, CPE, Penrose-St. Francis Health Center	
Hayhurst, Michael L.	Greenville	Chaplain, United States Air Force	
Middleton, Nichole	Columbia	Chaplain, Federal Bureau of Prisons	
Morrison, David Todd	Florence	Chaplain, United States Army	
Moses, Lorenzo	Charleston	Chief Chaplain, VA Medical Center, Charleston	
Shugart, Steven Lynn	Florence	Reserve Component Fulltime Support Chaplain	
Rowell, Eldridge Bates	Charleston	Chaplain, Medical University of South Carolina	
Wells, Curtis Edsel	Rock Hill	Chaplain, United States Army	
Williams, Robert T.	Columbia	Chaplain, United States Navy	

C. TO OTHER VALID MINISTRIES (Par. 335. 1.d.)

Kennerly, Kenneth R.	Columbia	Counselor, VA Medical Center	
McCoy-Bruce, Ashley Nicole	Greenville	Upstate Gleaning Coordinator, Society of St. Andrew (1/2)	7,200
Rawlinson, Carol McGinty	Spartanburg	Pastoral Counselor, Counseling Center Roswell UMC	
Ross, Rosetta E.	Hartsville	Assoc. Professor/Ch. Dept. of Philosophy and Religion, Spelman College	
Smith, Jonathan E.	Rock Hill	Director, Portage County Pastoral Counseling Services	
White, Charles Lee	Charleston	National Director, Field Operations, NAACP	

2011 EXTENDED CABINET

Front Row: Patricia J. Parrish, Mary V. Teasley, Bishop Mary Virginia Taylor, Lillian Washington, Sara A. White
Center Row: Joseph E. Heyward, Paul Wesley Harmon, James Russell Taylor, Susan Leonard-Ray, Richard H. Knight, John Wesley Hipp, W. Timothy McClendon, Anthony C. Prestipino
Back Row: Willie S. Teague, Charles L. Johnson, Sr., Timothy J. Rogers, Ernest C. Etheredge, James L. Friday

(Photo provided by Matt Brodie)

2011 FULL ELDERS AND FULL DEACONS

Front Row: Karen Hanyea Lail Jones, Mary Kay Wood, Bishop Mary Virginia Taylor, Karen Trogdon Kleuver, Shelly Anne Holder
Center Row: Ann Dease Everette, Richard Wilson Waldrep, Shawn Galloway Armstrong, Nanada Nichole Middleton, John Henry Vickers III, Joshua Timothy McClendon, Debra Anne Armstrong, Dwight Arnold Nelson
Back Row: Annie Hair Sistrunk, Daniel Flessas, Adriane Maria McGee, William Thomas Dargan, Pattie Elaine Gordon, Jonathan Edward Tompkins, Amanda Taylor Young

(Photo provided by Matt Brodie)



2011 PROVISIONAL ELDERS AND PROVISIONAL DEACONS

Front Row: Katherine Brock, Bishop Mary Virginia Taylor, Walter Cantwell, Judith Knox
Center Row: Davie Sanders, Fadetra Harrington, Scott Smoak, Richard Reams, Ryan Spurrier
Back Row: Kurt McPherson, David McManus, Steven Simoneaux, Jason Everson

(Photo provided by Matt Brodie)

2011 LOCAL PASTORS

Front Row: Sharon Laney Long, Redonia Thomas, Cheryl Johnson, Brenda Thomas, Bishop Mary Virginia Taylor, Sheri Y. White, Kimberly Evans, Mallory Forte, Shirley Gordon

Back Row: Andrea Davis, Amie Shaver, Angela Nelson, Tony Richardson, Sr., Anthony Alford, William Wrighten, Don Boshell, Tom Smith

(Photo provided by Matt Brodie)

SECTION VII

REPORTS OF BOARDS, COUNCILS, COMMISSIONS, COMMITTEES, AND OTHER ORGINATIONAS

THE COUNCIL ON FINANCE AND ADMINISTRATION

APPROVED

Report No. 1

We recommend that the following funds be distributed to churches on the basis of percentages of average net funds.

	FUND	Budget 2011	Requested for 2012	Approved for 2012	% Change	Average Net Funds Factor
1	Conference Benevolences	$ 2,442,674	$ 2,491,126	$ 2,423,157	-0.8%	2.4105%
2	Retiree Health/Transition/Contingency	1,952,536	1,952,536	1,952,536	0.0%	1.9424%
3	District Superintendents Salary	1,094,400	1,094,400	1,094,400	0.0%	1.0887%
4	Equitable Compensation	505,000	376,000	376,000	-25.5%	0.3740%
5	District Administration	790,000	810,000	810,000	2.5%	0.8058%
6	Conference Administration	1,604,908	1,602,908	1,592,608	-0.8%	1.5843%
7	Camps & Retreat Ministries	354,411	367,500	350,867	-1.0%	0.3490%
8	Congregational Development	1,169,260	1,100,000	1,100,000	-5.9%	1.0943%
9	Senior College Scholarships	1,338,214	1,405,125	1,324,832	-1.0%	1.3179%
10	Spartanburg Methodist College	675,000	800,000	668,250	-1.0%	0.6648%
11	Campus Ministry	637,801	651,000	637,801	0.0%	0.6345%
12	Methodist Homes Residents' Assistance	595,670	595,670	589,713	-1.0%	0.5866%
	Sub-total	$ 13,159,874	$ 13,246,265	$12,920,164	-1.8%	12.8528%
13	World Service **	$ 2,130,731	$ 2,117,517	$ 2,117,517	-0.6%	2.1065%
14	Episcopal Fund **	598,011	645,004	645,004	7.9%	0.6416%
15	General Conference Administration **	232,506	241,842	241,842	4.0%	0.2406%
16	Ministerial Education **	719,813	702,552	702,552	-2.4%	0.6989%
17	Interdenominational Cooperation **	56,091	55,611	55,611	-0.9%	0.0553%
18	Black College **	287,121	280,216	280,216	-2.4%	0.2788%
19	Africa University **	64,260	62,715	62,715	-2.4%	0.0624%
20	Jurisdiction Mission/Ministry #	170,187	170,187	170,187	0.0%	0.1693%
	Sub-total	$ 4,258,720	$ 4,275,644	$ 4,275,644	0.4%	4.2534%
	TOTALS	**$ 17,418,594**	**$ 17,521,909**	**$17,195,808**	**-1.3%**	17.1062%*

** Line items marked with ** are General Conference apportioned funds.
# Line item marked with # is a Southeastern Jurisdictional apportionment.
* 17.1062% of 2010 Avg Net Funds of $100,523,926.

Report No. 2

The Conference Benevolences Fund (Item 1, Report No. 1) will be divided as follows:

Fund	Budget for 2011	Requested Budget for 2012	Approved for 2012	% Change
A. Connectional Ministries				
1. Conference Advance Specials				
Ministry Programs	175,000	175,000	175,000	0.0%
Special Salary Supplements	34,000	34,000	34,000	0.0%
Sub-totals (1)	**209,000**	**209,000**	**209,000**	0.0%
2. Board/Agency Programs				
District Councils	90,000	90,000	90,000	0.0%
The Board of Church and Society	20,000	20,000	20,000	0.0%
The Board of Education	7,000	7,000	7,000	0.0%
The Board of Evangelism	1,500	1,500	1,500	0.0%
The Board of Global Ministries	38,000	38,000	38,000	0.0%
The Board of Health and Welfare Ministries	4,000	4,000	4,000	0.0%
The Board of Higher Education & Campus Ministry	35,000	35,000	35,000	0.0%
The Board of Laity	12,000	12,000	12,000	0.0%
The Commission on Christian Unity & Interreligious Concerns	0	0	0	
The Commission on Religion & Race	1,000	1,000	1,000	0.0%
The Commission on Worship	7,000	6,500	6,500	-7.1%
The Commission on The Status & Role of Women	0	0	0	
The Committee on ELCC	41,500	41,500	41,500	0.0%
The Committee on Pastoral Care & Counseling	8,000	8,000	8,000	0.0%
Division on Young People	35,000	35,000	35,000	0.0%
Sub-totals (2)	**300,000**	**299,500**	**299,500**	-0.2%
3. Board/Agency Administration	**75,000**	**75,000**	**75,000**	0.0%
4. Operations (100% guaranteed)				
Salaries	843,281	821,719	802,000	-4.9%
Employee Benefits	283,448	295,607	295,607	4.3%
Staff Housing Allowances	90,000	105,000	105,000	16.7%
Staff travel	120,000	120,000	120,000	0.0%
Office Rent	44,000	45,500	45,500	3.4%
Office Operations	40,000	40,000	40,000	0.0%
Equipment/Maintenance/Depreciation	11,000	8,000	8,000	-27.3%
Staff Development	1,500	0	0	-100.0%
Property Insurance	5,000	5,000	5,000	0.0%
Contract Services	2,000	2,000	2,000	0.0%
Sub-totals (4)	**1,440,229**	**1,442,826**	**1,423,107**	-1.2%
5. Communications				
Electronics	45,000	42,500	42,500	-5.6%
Resource Center	35,000	35,000	35,000	0.0%
Public & Media Relations	45,000	42,500	42,500	-5.6%
Committee Meetings	1,500	0	0	-100.0%
Sub-totals (5)	**126,500**	**120,000**	**120,000**	-5.1%
6. Advocate	**140,000**	**183,000**	**140,000**	0.0%
Sub-totals (A)	**2,290,729**	**2,329,326**	**2,266,607**	-1.1%
B. Other Conference Agencies				
Cabinet Emergency Fund	30,000	30,000	30,000	0.0%
Bishop's Contingency Fund	10,000	10,000	10,000	0.0%
Committee on Episcopacy	1,500	1,500	1,500	0.0%
Episcopal Residence	10,000	10,000	10,000	0.0%
Archives & History				
1) Conference Archivist Contract	17,295	20,000	20,000	15.6%
2) Program & Administration	1,100	8,250	3,000	172.7%

Ordained Ministry				
1) Operations	62,550	62,550	62,550	0.0%
2) Career Planning Programs	17,500	17,500	17,500	0.0%
3) Residency I	2,000	2,000	2,000	0.0%
Sub-totals (B)	**151,945**	**161,800**	**156,550**	3.0%
Total Conference Benevolences	**$2,442,674**	**$2,491,126**	**$2,423,157**	-0.8%

Report No. 3

The Conference Administration Fund (Item 6, Report No. 1) shall be divided as follows:

	Fund	Budget for 2011	Requested for 2012	Approved for 2012	% Change
1	Contingency Fund	255,000	265,000	255,000	2.0%
2	Journal Publication	25,000	21,000	21,000	-16.0%
3	Ministers Book	6,125	6,125	6,125	0.0%
4	Director of Administrative Services Office				
	Salaries	434,850	434,850	434,850	0.0%
	Benefits	128,800	123,800	123,800	-3.9%
	Operations	164,100	159,100	159,100	-3.0%
	(Less Benefits Administration Carry-Over)	(60,000)	(60,000)	(60,000)	0.0%
5	Print Media Services	80,300	80,300	75,000	-6.6%
6	Conference Expense Fund	240,000	240,000	240,000	0.0%
7	Administrative Committees	3,000	3,000	8,000	166.7%
8	Conference Secretary	44,360	44,360	44,360	0.0%
9	Methodist Center Trustees	20,000	22,000	22,000	10.0%
10	Coordinator of Clergy Services	182,373	182,373	182,373	0.0%
11	General Conference Delegates	6,000	6,000	6,000	0.0%
12	Judicial/Administrative Proceedings	75,000	75,000	75,000	0.0%
	TOTALS	**$1,604,908**	**$1,602,908**	**$1,592,608**	-0.8%

Report No. 4

A. The compensation for the District Superintendents for the year 2012 will be set at $91,200. CF&A plans to evaluate formulas before Annual Conference in 2012. (DS compensation for 2009 was $90,000, 2010 was $88,200, and for 2011 is 91,200.)

B. The Council on Finance and Administration of the South Carolina Annual Conference, The United Methodist Church, hereby designates up to 15% ($13,680) of the district superintendent's salary for the year 2012 as allocated for parsonage utilities and maintenance, not including maid service and such expenses as paid by the district.

C. The District Administration Fund will be handled as follows:

1) The item "Office Expense" in the District Administration Fund will be for the operation of the District Office to pay such items as secretary, postage, and supplies and will be set at $21,000 per district.

2) Exceptions: Inasmuch as the Columbia District Office must be in The United Methodist Center, one-half of that office rent will be paid from the Conference Expense Fund. Inasmuch as the Columbia District superintendent is designated as the Cabinet secretary, one-half of the salary and benefits of the secretary in that office will be paid from the Conference Expense Fund.

3) The funds for program in each district are based on the membership of the district, beginning with a base of $3,500 for the smallest membership district and adding $100 for each one thousand (1,000) members, or major fraction thereof, above 15,000. The schedule for 2012 will be as follows:

District	2010 Membership	Amount
Anderson	14,680	$ 3,500
Charleston	24,508	4,400
Columbia	33,000	5,300
Florence	18,494	3,800
Greenville	20,589	4,100
Greenwood	16,466	3,600
Hartsville	19,494	3,900
Marion	22,305	4,200
Orangeburg	18,865	3,900
Rock Hill	16,759	3,700
Spartanburg	16,075	3,600
Walterboro	14,581	3,500
Totals	**235,816**	**$ 47,500**

4) Travel (in and out-of-district) is set at $138,000 for the total of all districts, plus $6,000 for the common lodging and meal expenses of retreats. This will be set at $11,500 per district or an allocated amount set by the Cabinet not to exceed a total of $138,000. In addition, insurance & pensions is set at $300,000 ($25,000 per district), and continuing education at $500 per superintendent.

5) Vouchers for continuing education must be approved by the District Committee on Continuing Education prior to payment. The unused portion of the Continuing Education allowance may be carried forward from year to year during a district superintendent's tenure, not to exceed a total amounting to three year's Continuing Education allocation. Not more than fifty percent of accumulated funds shall be used for travel expenses. The accumulation is cancelled in full when a district superintendent leaves the superintendency. It does not carry forward to the new district superintendent. However, by application to the CF&A in advance of leaving the superintendency, the district superintendent may within a reasonable length of time use the unused portion of the Continuing Education allowance to take training that would assist in his/her return to the parish ministry or other appointment. For the year in which there is a move, one-half of the Continuing Education allowance will be available for each superintendent.

D. Each District Board of Trustees shall administer all funds for the District Parsonage Fund, which provides funds for parsonage payments, repairs, insurance and furnishings (not to include parsonage utility payments). The moving expenses of an in-coming district superintendent may also be paid from the District Parsonage Fund, not to include more than $350 packing expenses. Each district office shall provide its trustees with regular reports of all receipts and expenditures of the District Parsonage Fund.

E. Below are the percentages of average net funds that each church is asked to pay to its respective District Parsonage/Office Fund:

District	**Parsonage**	**Office**	**Total**	**Avg. Net Funds**
Anderson	$ 18,000	$ 37,000	**$ 55,000**	.0083
Charleston	23,000	46,000	**69,000**	.0070
Columbia	0	45,000	**45,000**	.0029
Florence	25,000	45,000	**70,000**	.0098
Greenville	26,000	30,000	**56,000**	.0054
Greenwood	20,000	15,000	**35,000**	.0048
Hartsville	17,000	32,000	**49,000**	.0065
Marion	50,000	25,000	**75,000**	.0074
Orangeburg	25,000	40,000	**65,000**	.0101
Rock Hill	10,000	30,000	**40,000**	.0054
Spartanburg	15,000	28,500	**43,500**	.0058
Walterboro	25,000	40,000	**65,000**	.0146
Total	**$ 254,000**	**$ 413,500**	**$ 667,500**	

Report No. 5

A. We recommend that the following special observances be a part of the program of each local church and that appropriate free-will offerings be received.

Human Relations Day – January 15, 2012
Golden Cross Sunday – February 5, 2012
One Great Hour of Sharing – March 18, 2012
Native American Awareness Sunday – April 22, 2012
Peace with Justice Sunday – June 3, 2012
Epworth Children's Home
Mothers' Day – May 13, 2012
Work Day – September 9, 2012
Church school offering first Sunday each month
Aldersgate Special Needs Sunday – August 5, 2012
Youth Service Fund Sunday – September 16, 2012 (youth offering)
World Communion Sunday – October 7, 2012
Conference Advance Specials Sunday – November 4, 2012
United Methodist Student Day – November 25, 2012

B. An offering may be taken to support the Bessie Parker Memorial Scholarship Fund as a part of the observance of Women in the Pulpit Sunday, March 4, 2012.

C. We offer the following:

1) That all boards, commissions and committees receiving funds from the conference treasurer shall submit with each voucher adequate supporting data (receipts, bills, contemporaneous travel log, etc.). Payments in excess of $1,000 must be approved by the Conference Treasurer in advance.

2) That boards, agencies and conference institutions which are allowed to withdraw lump sums from the conference treasurer shall submit an annual audit (with management letter) by a certified public accountant to the Council on Finance and Administration, along with evidence of fidelity insurance coverage and compliance with payroll tax laws.

3) That all boards, commissions and agencies of the conference reimburse persons at a rate of 24 cents per mile when traveling on conference business. In order to encourage car pooling, we recommend that if a car contains two persons traveling on church business, the mileage rate be increased to 32 cents; if a car contains three or more persons all traveling on church business, the rate be increased to 40 cents per mile. Pastors who are members of such agencies should submit reimbursement requests to their appointed church or charge for the difference between their conference reimbursement and the approved IRS mileage rate, since participation in the ministries of the district and conference is an expected responsibility of all appointed pastors. Conference employees will be reimbursed at the approved IRS mileage rate for 2012 when traveling on church business. We recommend that other expenses for travel on church business be paid. We also recommend that the guideline amount paid to a person for meals shall be $6.00 for breakfast, $12.00 for lunch and $20.00 for the evening meal.
4) That the balance held for each board, commission, committee or agency on the books of the conference treasurer shall be carried forward from one year to the next and that this shall be taken into consideration in the subsequent budget request.
5) That conference boards and agencies may not spend in excess of funds received on budget for the given conference year, except that funds carried forward may be spent in addition to funds received in the current year if such carryover funds were included in the budget presented to CFA. Any expenses beyond the combination of anticipated receipts (based on previous-year percentage of payment) plus budgeted carryover funds will not be paid by the treasurer.
6) That "average net funds" as used in the calculation of 2012 apportionments shall mean for each church the four-year average of net funds in the years 2007, 2008, 2009, and 2010. When a church has declined for two consecutive years in "net funds," the term "average net funds" shall mean the average of the last two years only; the first year net funds increases, a three-year average will be used, and the following year the normal four-year average. Newly organized churches will be treated in the same manner as other churches of the conference. A four-year average of net funds will be used, but for the years prior to the organization of the new church, the net funds figure will be zero. Churches that provide a housing allowance in lieu of a parsonage may exclude the lesser of the actual housing allowance or 25% of the minister's compensation.
7) That "net funds" be defined as the total of figures reported on lines 53 through 62 (inclusive) of Table 2.
8) That once the apportionments are calculated from Table 2 statistics for any given year, those apportionments cannot be altered. Needed corrections can be made on Table 2 reports for use in future year calculations.
9) That the funds received on the apportionment for Methodist Homes Residents' Assistance (item 12, Report No. 1) be divided 50% to Methodist Oaks (Orangeburg), 35% to Wesley Commons (Greenwood), 15% to Methodist Manor of the Pee Dee (Florence); that the funds received on the apportionment for Senior College Scholarship Fund (item 9, Report No. 1) be divided in three equal parts, one-third each going to Wofford College, Columbia College and Claflin College; that the funds received on the apportionment for Camps and Retreat Ministries (item 7, Report No. 1) be distributed to the various Camps and Retreat Ministries as determined by the Board of Trustees of the South Carolina United Methodist Camps and Retreat Ministries.
10) That the Annual Conference Council on Finance and Administration be authorized to grant amounts up to $7,500 from the Conference Contingency Fund to meet any individual emergency or unanticipated need.
11) That the salaries and fixed essential expenses of Conference Connectional Ministries (section A-4 of the Conference Benevolences budget) be funded up to 100% of budget by using funds from the Contingency Fund; the remainder of that budget will be funded at the percentage paid on the line item.
12) That the salaries and benefits portion of the Campus Ministry budget be funded up to 100% of budget by using funds from the Contingency Fund; the remainder of that budget will be funded at the percentage paid on the line item.
13) That the budgets of the District Superintendent Salaries, Director of Administrative Services, the Conference Archivist Contract and the Coordinator of Clergy Services be funded up to 100% of budget by using funds from the Contingency Fund.
14) The Council on Finance and Administration of the South Carolina Annual Conference, The United Methodist Church, hereby designates up to 15% of the salary for each conference clergy staff for the year 2012, exclusive of a designated housing allowance as allocated for utilities and maintenance, not including maid service.
15) That local churches of the conference incorporate. (See ¶¶ 2506, 2507, 2528.1 of the 2008 Book of Discipline.) An informational pamphlet prepared by the Conference Chancellor and the Cabinet is available at www.umcsc.org. After incorporation, churches should take care to maintain with the Secretary of State, an accurate, up-to-date record of the name and address of their registered agent.

Report No. 6

A major reconstruction/repair project for the dam at Lake Junaluska was approved by the 2004 Southeastern Jurisdictional Conference and was undertaken by the SEJ Council on Finance and Administration. By action of the SEJ, each member conference had been asked to raise $.50 per member over a four year period. In 2008, the SEJ extended this request for another four years, due to cost overruns in the project. South Carolina's share was approximately $121,000, or $30,250 per year. We ask each church within the South Carolina Conference to contribute $.125 per member during 2012, based on the membership as reported in the 2005 Report to the Annual Conference (statistical report).

Report No. 7

The recommended apportioned budgets for the Senior College Scholarship Fund, Spartanburg Methodist College, and Methodist Homes Residents' Assistance Fund have been reduced. These causes are significant ministries. Therefore, we ask those churches with sufficient resources to continue in 2012 to contribute what was apportioned for these funds in 2009. In addition, $13,200 will be included in the formula and split among the churches for campus ministry. An additional voluntary asking calculated on this difference will be indicated on the bottom of the conference apportionment form.

Report No. 8

In accordance with the Disciplinary requirement to publish the conference investment policy at least once a quadrennium, CF&A's investment policy is to invest Conference Funds in accordance with the 2008 Discipline paragraph 613.5 and under the additional guidelines:

A) Forms of investment authorized:
   1) short-term United States treasury bills or bonds and bonds of U.S. government agencies,
   2) savings or money market accounts that are Federally Insured,
   3) certificates of deposit in any Federally Insured savings and loan association, commercial bank, credit union
   4) term notes or demand deposits of The United Methodist Development Fund.
   5) funds managed by the General Board of Pension and Health Benefits
   6) endowments with The South Carolina United Methodist Foundation, Inc., or The United Methodist Church Foundation

B) Limitations:
   1) no stocks (common or preferred stocks) or real estate may be purchased unless the funds are under the mangement of the General Board of Pension and Health Benefits, The South Carolina United Methodist Foundation, Inc., or The United Methodist Church Foundation
   2) no corporate or municipal bonds may be purchased unless the funds are under the mangement of the General Board of Pension and Health Benefits, The South Carolina United Methodist Foundation, Inc. or The United Methodist Church Foundation
   3) no loans may be made except where authorized by action of the Annual Conference, or as part of an investment of the General Board of Pension and Health Benefits
   4) no investments may be made with maturities longer than 18 months, with the exception of term notes with The United Methodist Development Fund
   5) no investment may exceed the then-current limit on FDIC or FSLIC insurance without approval of CF&A, with the exceptions of: the primary checking account(s); collateralized certificates; or funds on deposit with The United Methodist Development Fund, The General Board of Pension and Health Benefits, The South Carolina United Methodist Foundation, Inc., or The United Methodist Church Foundation

C) Income on invested funds will be credited to the Permanent Reserve Fund of the Conference unless the funds are for the Annual Conference Trustees, Equitable Compensation, pension or health benefits, or are invested under a trust or as an endowment.

Report No. 9

While clearly understanding the Book of Discipline's requirement that no Annual Conference session can bind another session in its decision making, the Council on Finance and Administration has approved a goal of moving toward a reduced total Annual Conference budget at or near 15% of total Conference Average Net Funds by Budget Year 2015. The proposed budget for 2012 moves the Annual Conference toward this targeted goal.

Report No. 10

Following is a listing of the 2010 Average Net Funds for each district for the total Conference. These are the figures used in the calculation of the 2012 apportionments.

District	2010	District	2010
Anderson	$ 6,621,883	Hartsville	$ 7,553,907
Charleston	$ 9,881,776	Marion	$ 10,163,122
Columbia	$ 15,673,202	Orangeburg	$ 6,421,530
Florence	$ 7,160,730	Rock Hill	$ 7,382,156
Greenville	$ 10,425,788	Spartanburg	$ 7,497,445
Greenwood	$ 7,295,181	Walterboro	$ 4,447,206
TOTAL			**$ 100,523,926**

Edward McDowell, Jr., President
David Surrett, Vice-President
Dora Gafford, Secretary
Anthony C. Prestipino, Jr., Treasurer

ANNUAL CONFERENCE FUNDS

SC Conference of The United Methodist Church
Fiscal Year 2010
Cash Basis, Unaudited

Account#	Description	Opening Balance	YTD Receipts	YTD Disbursements	Net	Ending Balance
	CAPITAL					
	PERMANENT RESERVE					
30110	Permanent Reserve	$796,951.44	$57,843.42	$0.00	$57,843.42	$854,794.86
	PERMANENT RESERVE - TOTAL	**$796,951.44**	**$57,843.42**	**$0.00**	**$57,843.42**	**$854,794.86**
	FIXED ASSETS					
30210	Fixed Assets	$1,584,504.70	$0.00	$0.00	$0.00	$1,584,504.70
30220	Equity on Loan	$110,263.61	$156,513.20	$0.00	$156,513.20	$266,776.81
	FIXED ASSETS - TOTAL	**$1,694,768.31**	**$156,513.20**	**$0.00**	**$156,513.20**	**$1,851,281.51**
	Conference Closing Accounts					
31105	World Service	$0.00	$1,823,858.04	$1,822,825.25	$1,032.79	$1,032.79
31110	Episcopal Fund	$0.00	$531,947.44	$531,663.24	$284.20	$284.20
31115	General Conference Administration	$0.00	$186,772.07	$186,759.50	$12.57	$12.57
31120	Ministerial Education Fund	$0.00	$434,095.80	$433,830.85	$264.95	$264.95
31125	Interdenominational Cooperation Fund	$0.00	$45,090.97	$45,063.37	$27.60	$27.60
31130	Black College Fund	$0.00	$232,711.79	$232,570.73	$141.06	$141.06
31135	Africa University Fund	$0.00	$53,068.27	$53,036.43	$31.84	$31.84
31140	Southeastern Jurisdiction Ministry Fund	$0.00	$136,518.61	$136,436.88	$81.73	$81.73
31145	Lake Junaluska Dam Fund	$0.00	$19,555.60	$19,547.34	$8.26	$8.26
31150	District Superintendent Salaries	$0.00	$1,058,400.00	$1,058,400.00	$0.00	$0.00
31154	Equitable Comp Investments	$320,982.09	$841.01	$50,000.00	($49,158.99)	$271,823.10
31155	Equitable Compensation	$6,748.08	$491,854.78	$457,234.91	$34,619.87	$41,367.95
31160	District Administration	$109,654.07	$668,127.29	$693,329.62	($25,202.33)	$84,451.74
31165	Congregational Development	$972,193.58	$903,892.40	$968,886.00	($64,993.60)	$907,199.98
31170	Senior College Scholarship Fund	$0.00	$1,111,723.90	$1,111,030.56	$693.34	$693.34
31175	Spartanburg Methodist College	$0.00	$574,285.80	$573,936.41	$349.39	$349.39
31180	Methodist Homes Resident Assistance	$0.00	$491,799.48	$491,498.84	$300.64	$300.64
31185	Pension Fund	$301,239.19	$4,968,177.69	$4,449,123.83	$519,053.86	$820,293.05
31187	Central Conf Pension Initiative	$0.00	$66,657.61	$65,629.25	$1,028.36	$1,028.36
31190	Health Insurance	$279,151.69	$9,072,778.50	$8,084,969.80	$987,808.70	$1,266,960.39
31192	Funds Returned State Treasury	$0.00	$1,776,860.71	$144,736.29	$1,632,124.42	$1,632,124.42
31195	Conference Expense Fund	($36,185.73)	$129,666.21	$186,192.61	($56,526.40)	($92,712.13)
31205	Contigency Fund	$100,000.00	$450,116.79	$450,116.79	$0.00	$100,000.00
31212	Benefits Administration Carryover	$190,034.75	$91,933.56	$60,000.00	$31,933.56	$221,968.31
31215	Administrative Services	($40,323.18)	$620,117.65	$623,162.36	($3,044.71)	($43,367.89)
31220	Treasurer Computer Upgrade	$28,042.48	$0.00	$775.75	($775.75)	$27,266.73
31225	Print Media Services	($54,212.01)	$249,550.18	$265,408.40	($15,858.22)	($70,070.23)
31230	Insurance Property - Other	($60,532.93)	$253,760.21	$196,479.65	$57,280.56	($3,252.37)
31235	Administrative Committees	$1,351.62	$9,737.91	$5,256.38	$4,481.53	$5,833.15
31245	Judicial Administrative Proceedings	($144,397.19)	$6,511.20	$18,180.09	($11,668.89)	($156,066.08)
31250	SC United Methodist Advocate	$0.00	$118,720.56	$118,653.52	$67.04	$67.04
31255	Conference Secretary	$0.00	$44,360.00	$44,412.78	($52.78)	($52.78)
31260	Great Day of Service	$2,563.63	$0.00	$0.00	$0.00	$2,563.63
31265	Journal Publication	$39,608.25	$23,752.28	$27,588.46	($3,836.18)	$35,772.07

31270	Minister's Book	$55,022.63	$5,025.24	$0.00	$5,025.24	$60,047.87
31275	Coordinator of Clergy Services	$0.00	$174,623.00	$168,302.10	$6,320.90	$6,320.90
31280	Ordained Ministry Operations	$7,622.80	$53,422.71	$33,878.24	$19,544.47	$27,167.27
31285	Ordained Ministry - Formation in Ministry	$4,508.86	$0.00	$2,415.80	($2,415.80)	$2,093.06
31290	Career Planning Programs	$8,550.57	$0.00	$164.14	($164.14)	$8,386.43
31300	Ministerial Education - SC Use	$293,121.31	$146,408.21	$187,180.00	($40,771.79)	$252,349.52
31305	Ordained Ministry - Refund Candidates	$3,315.43	$0.00	$0.00	$0.00	$3,315.43
31310	Ordained Ministry - SLED Checks	$2,508.00	$6,098.00	$5,663.00	$435.00	$2,943.00
31315	Ordained Ministry Contigency Fund	$31,021.67	$0.00	$0.00	$0.00	$31,021.67
31320	School of Ministry	$6,907.16	$23,317.00	$20,841.55	$2,475.45	$9,382.61
31325	Local Pastor Licensing School	$296.26	$8,070.00	$8,366.26	($296.26)	$0.00
31330	Annual Conference Trustees	$154,905.66	$5,473.99	$22,721.30	($17,247.31)	$137,658.35
31332	Annual Conference Trustees Investments	$450,000.00	$0.00	$0.00	$0.00	$450,000.00
31335	Pisgah UMC Maintenance Fund	$1,044.38	$1,000.00	$1,060.60	($60.60)	$983.78
31340	Archives & History Administration	$11,953.42	$0.00	$1,593.72	($1,593.72)	$10,359.70
31345	Conference Archivists at Wofford	$0.00	$16,791.00	$16,791.00	$0.00	$0.00
31350	Archives & History Programs	$12,515.99	$1,707.70	$2,847.48	($1,139.78)	$11,376.21
31355	Episcopal Election	$9,394.28	$0.00	$0.00	$0.00	$9,394.28
31360	General Conference/SEJ Delegates	$10,129.65	$4,883.17	$0.00	$4,883.17	$15,012.82
31365	Cabinent Emergency Fund	$8,800.01	$25,623.02	$26,517.00	($893.98)	$7,906.03
31370	Enhance Effective Ministry	$8,178.26	$0.00	$0.00	$0.00	$8,178.26
31375	Episcopal Office Operations	($11,651.65)	$93,113.87	$84,091.74	$9,022.13	($2,629.52)
31382	Episcopal VISA	($1,931.25)	$4,825.66	$6,281.47	($1,455.81)	($3,387.06)
31385	Bishop's Discretionary Fund	$23,393.53	$8,540.33	$10,063.40	($1,523.07)	$21,870.46
31390	Episcopal Residence	$26,000.02	$18,540.33	$19,308.54	($768.21)	$25,231.81
31395	Episcopal Residence Maintenance Reserve	$10,049.20	$0.00	$0.00	$0.00	$10,049.20
31400	Committee on the Episcopacy	$5,057.59	$1,280.71	$613.33	$667.38	$5,724.97
31405	UM Center Operations	$36,981.73	$171,512.18	$176,046.45	($4,534.27)	$32,447.46
31410	UM Center Telephone System	$4,921.05	$25,013.30	$22,381.08	$2,632.22	$7,553.27
31415	UM Center Addition/Renovation	$8,596.26	$162,402.89	$157,476.23	$4,926.66	$13,522.92
31420	UM Center Maintenance Reserve	$276,414.00	$0.00	$0.00	$0.00	$276,414.00
31425	Congregational Development - Office Operations	$42,513.84	$242,038.53	$251,007.01	($8,968.48)	$33,545.36
31430	Cong Dev - Existing Churches	$23,037.99	$134,009.00	$155,000.00	($20,991.00)	$2,046.99
31435	Cong Dev - Natural Church Development	$1,437.99	$10,790.00	$10,011.66	$778.34	$2,216.33
31445	Cong Dev - Allocated	$100,000.00	$646,733.00	$606,733.00	$40,000.00	$140,000.00
31450	Cong Dev - New Congregations	$68,035.15	$314,155.20	$381,387.96	($67,232.76)	$802.39
31455	Cong Dev - Land Acquistions	$343,327.49	$38,009.00	$380,000.00	($341,991.00)	$1,336.49
31460	Cong Dev - Training Fund	$0.00	$0.00	$0.00	$0.00	$0.00
31465	Cong Dev - Academy	$4,335.59	$10,000.00	$0.00	$10,000.00	$14,335.59
31475	Congregational Devleopment Committee	$583.11	$1,000.00	$1,017.93	($17.93)	$565.18
31480	New Church -- Grace Community	$11,248.04	$8,000.00	($1,388.00)	$9,388.00	$20,636.04
31482	NEW CHURCH-Rocky Swamp Native American	$0.00	$20,000.00	$879.13	$19,120.87	$19,120.87
31485	New Church -- Journey	$16,884.75	$33,500.00	$40,597.16	($7,097.16)	$9,787.59
31490	New Church -- Waters Edge	$15,427.59	$102,648.52	$98,688.88	$3,959.64	$19,387.23
31495	New Church -- Grace Point	($12,854.00)	$36,354.96	$23,530.26	$12,824.70	($29.30)
31500	New Church -- Esperanza Hispanic Mission	$5,242.63	$52,333.34	$52,797.88	($464.54)	$4,778.09
31501	NEW CHURCH WEST COLUMBIA HISPANIC	$0.00	$32,775.00	$14,268.85	$18,506.15	$18,506.15
31510	New Church -- Ashley Ridge	$1,924.59	$54,000.00	$32,663.07	$21,336.93	$23,261.52
31515	New Church -- Good Samaritan	($1,647.95)	$32,800.00	$30,909.07	$1,890.93	$242.98
31520	Connectional Ministries Operations I	$0.00	$1,358,210.45	$1,358,210.45	$0.00	$0.00
31525	Connectional Ministries Operations II	$10,387.23	$40,000.00	$50,387.23	($10,387.23)	$0.00
31530	Connectional Ministries Continuing Education	$5,372.11	$4,000.00	$4,526.37	($526.37)	$4,845.74

31535	Connectional Ministry Programs	$0.00	$256,229.47	$256,229.47	$0.00	$0.00
31540	Connectional Ministries Program Admin	$57,198.25	$64,057.40	$93,071.31	($29,013.91)	$28,184.34
31545	Emerging Ministries	$146,721.89	$23,868.76	$66,744.00	($42,875.24)	$103,846.65
31550	Connectional Ministries Leader Development	$18,386.09	$17,638.26	$5,602.99	$12,035.27	$30,421.36
31555	Connectional Ministries Computer Upgrade	$17,927.29	$0.00	$0.00	$0.00	$17,927.29
31560	Connectional Ministries Program Calendars	$15,152.33	$31,190.00	$30,043.94	$1,146.06	$16,298.39
31565	Communications/Electronics Administration	$5,156.83	$42,705.59	$26,679.71	$16,025.88	$21,182.71
31570	Electronics - Computer Upgrade	$75,681.55	$0.00	$5,458.43	($5,458.43)	$70,223.12
31575	Communications Committee	$2,588.95	$1,280.71	$3,869.66	($2,588.95)	$0.00
31580	Public & Media Relations	$35,658.55	$42,705.59	$39,087.80	$3,617.79	$39,276.34
31585	Resource Center	$26,580.05	$38,294.48	$36,633.29	$1,661.19	$28,241.24
31590	Ethnic Local Church Program	$18,907.47	$45,000.00	$41,661.45	$3,338.55	$22,246.02
31595	Salkehatchie Summer Service	$98,551.45	$731,655.83	$771,941.69	($40,285.86)	$58,265.59
31600	Salkehatchie Books	$21,036.49	$121.00	$10,005.63	($9,884.63)	$11,151.86
31605	Students in Mission (SIM)	($230.68)	$25,700.00	$25,426.14	$273.86	$43.18
31610	Shalom Communities	$39,995.76	$41,675.00	$71,912.98	($30,237.98)	$9,757.78
31615	EchristrianEd	$4,060.56	$4,200.00	$3,905.25	$294.75	$4,355.31
31620	Hispanic Ministry	$40,826.63	$0.00	$4,425.30	($4,425.30)	$36,401.33
31625	Sumitt On The Black Church	$0.00	$31,554.40	$19,674.69	$11,879.71	$11,879.71
31635	T Dennie Smith Scholarships	($11.55)	$32,313.23	$4,800.00	$27,513.23	$27,501.68
31636	T Dennie Smith Testamentary Trust	$69,253.76	$628.31	$31,778.44	($31,150.13)	$38,103.63
31640	Safe Sanctuaries	$3,812.98	$19,074.00	$18,511.35	$562.65	$4,375.63
31645	SC Global AIDS Committee	$1,260.00	$0.00	$0.00	$0.00	$1,260.00
31650	Africa Water Project	$19,648.17	$20,000.00	$5,000.00	$15,000.00	$34,648.17
31660	Advance Special Ministries	$34,857.20	$178,506.82	$213,176.54	($34,669.72)	$187.48
31665	Advance Special Ministries Sunday	$1,802.35	$4,261.31	$6,063.66	($1,802.35)	$0.00
31670	Emergency Disaster Relief	$0.00	$0.00	$0.00	$0.00	$0.00
31675	SC Disaster Response	$17,103.79	$0.00	$914.85	($914.85)	$16,188.94
31690	Fostering Families	$1,232.60	$0.00	$0.00	$0.00	$1,232.60
31695	Church Extension Partnership	$4,143.93	$703.00	$3,195.00	($2,492.00)	$1,651.93
31700	Laity -- Les Heaton Scholarship Fund	$4,391.86	$0.00	$0.00	$0.00	$4,391.86
31705	Scipio Memorial Fund	$5,729.87	$1,432.00	$564.00	$868.00	$6,597.87
31715	Time to Celebrate Retreat	$9,769.72	$0.00	$0.00	$0.00	$9,769.72
31725	Older Adult Happening	$3,002.70	$11,970.63	$10,672.52	$1,298.11	$4,300.81
31740	Campus Ministry - Salary & Benefits	$0.00	$514,942.23	$499,407.32	$15,534.91	$15,534.91
31745	Campus Ministry Program	$0.00	$50,400.00	$50,400.00	$0.00	$0.00
31750	Campus Ministry/Continuing Educ	$2,566.52	$2,750.00	$1,856.86	$893.14	$3,459.66
31755	Campus Ministry Repairs Maintenance	$3,252.84	$2,283.37	$5,179.69	($2,896.32)	$356.52
31760	Higher Ed & Campus Min Merit Scholarships	$998.92	$633.00	$0.00	$633.00	$1,631.92
31765	Campus and Retreats Adiminstration	$0.00	$289,725.82	$218,757.99	$70,967.83	$70,967.83
31770	Asbury Hills Camp Operations	($26,614.52)	$576,214.54	$586,997.06	($10,782.52)	($37,397.04)
31780	Asbury Hills - Designated Funds	$2,023.23	$27,610.62	$0.00	$27,610.62	$29,633.85
31785	Asbury Hills Development	$440.82	$41,714.98	$40,320.95	$1,394.03	$1,834.85
31790	Camps & Retreats Annual Fund	$2,828.78	$5,149.18	$0.00	$5,149.18	$7,977.96
31795	Sewee Retreat Center Operations	$0.00	$9,441.51	$8,146.75	$1,294.76	$1,294.76
31800	Spirit Singers	$2,402.32	$23,351.75	$16,173.77	$7,177.98	$9,580.30
31805	Youth Basketball Tournament	$0.00	$4,800.00	$0.00	$4,800.00	$4,800.00
31810	Youth Council -- Revolution	($42,946.09)	$73,244.76	$50,741.07	$22,503.69	($20,442.40)
31812	Youth Council -- BREEZE	$3,265.44	$57,269.78	$48,168.44	$9,101.34	$12,366.78
31820	Youth Service Fund - SC Use	$8,945.74	$1,484.93	$0.00	$1,484.93	$10,430.67
31825	Lay Speaking Retreat	$0.00	$210.00	$0.00	$210.00	$210.00
31830	Laity Convocation	$4,777.60	$19,560.50	$20,812.35	($1,251.85)	$3,525.75

31835	Spiritual Formation Event - Laity Committee	$3,320.13	$14,744.00	$16,242.26	($1,498.26)	$1,821.87
31840	Prayer Conference - Laity	$950.00	$1,100.34	$822.11	$278.23	$1,228.23
31845	Historical Society	$2,687.16	$1,565.00	$1,132.17	$432.83	$3,119.99
31850	Ministers Spouses Association	$2,980.24	$251.00	$2,072.20	($1,821.20)	$1,159.04
31855	Ministers Spouses Retreat	$9,800.21	$27,939.50	$18,629.78	$9,309.72	$19,109.93
31860	Golden Cross	$31,301.93	$15,869.15	$19,910.64	($4,041.49)	$27,260.44
31865	Aldersgate Special Needs Ministry	$26,245.08	$75,046.83	$101,291.91	($26,245.08)	$0.00
31870	UM Volunteers in Mission	$116,897.65	$281,832.61	$254,761.08	$27,071.53	$143,969.18
31875	Hungrief - SC Use	$5,623.95	$1,577.66	$2,900.00	($1,322.34)	$4,301.61
31880	Native American Ministries - SC Use	$11,835.69	$18,072.21	$17,488.34	$583.87	$12,419.56
31885	Peace with Justice	$10,956.44	$3,068.09	$3,111.00	($42.91)	$10,913.53
31890	William Bobo, Jr Endowment Fund	$549,352.36	$8,165.12	$6,123.84	$2,041.28	$551,393.64
31895	Bobo Endowment Program Fund	$32,497.82	$6,123.84	$4,454.75	$1,669.09	$34,166.91
	Total Conference Closing Accounts	**$5,675,388.46**	**$34,599,181.73**	**$31,875,520.65**	**$2,723,661.08**	**$8,399,049.54**
	ANDERSON DISTRICT					
34120	AN District Parsonage	$9,251.55	$11,625.52	$9,315.32	$2,310.20	$11,561.75
34122	AN Distrcit Office	$25,941.86	$62,953.20	$55,352.52	$7,600.68	$33,542.54
34124	AN District Extension	$601.16	$0.00	$0.00	$0.00	$601.16
34126	AN Undesignated District Specials	($15.92)	$0.00	$0.00	$0.00	($15.92)
34128	AN DS Continuing Education	$1,323.74	$500.00	$1,586.21	($1,086.21)	$237.53
34130	AN District Habitat House	$276.22	$0.00	$0.00	$0.00	$276.22
34132	AN Congregational Development	$20,773.45	$12,958.00	$15,500.00	($2,542.00)	$18,231.45
	TOTAL ANDERSON DISTRICT	**$58,152.06**	**$88,036.72**	**$81,754.05**	**$6,282.67**	**$64,434.73**
	CHARLESTON DISTRICT					
34220	CH District Parsonage	($20,023.72)	$19,923.62	$7,176.20	$12,747.42	($7,276.30)
34222	CH District Office	($25,646.99)	$54,085.80	$42,804.31	$11,281.49	($14,365.50)
34224	CH District Extension	$1,268.15	$125,562.41	$39,011.78	$86,550.63	$87,818.78
34226	CH Undesignated District Specials	$3,103.89	$24,011.78	$5,401.23	$18,610.55	$21,714.44
34228	CH District Habitat House	$1,287.42	$0.00	$0.00	$0.00	$1,287.42
34230	CH DS Continuing Education	$69.22	$500.00	$197.00	$303.00	$372.22
34232	CH District Congregational Development	$21,575.57	$18,281.00	$34,100.00	($15,819.00)	$5,756.57
34234	CH District Training School	$152.89	$0.00	$0.00	$0.00	$152.89
34236	CH UM Relief Center	($222,474.37)	$538,513.15	$590,126.76	($51,613.61)	($274,087.98)
34238	CH UMRC Capital Campaign	$830.00	$0.00	$0.00	$0.00	$830.00
34240	CH UM Relief Center - AFLAC/Hartford	($685.01)	$19,122.55	$18,189.88	$932.67	$247.66
34242	CH Counseling Center	$2,796.93	$4.13	$299.00	($294.87)	$2,502.06
34243	Charleston Missionary	$0.00	$500.00	$0.00	$500.00	$500.00
34244	CH Miscellaneous Funds	$0.00	$37,742.38	$0.00	$37,742.38	$37,742.38
	TOTAL CHARLESTON DISTRICT	**($237,746.02)**	**$838,246.82**	**$737,306.16**	**$100,940.66**	**($136,805.36)**
	COLUMBIA DISTRICT					
34320	CO District Parsonage	$22,357.51	$5,013.36	$4,691.59	$321.77	$22,679.28
34322	CO District Office	$32,777.04	$66,306.34	$37,621.71	$28,684.63	$61,461.67
34324	CO District Extension	$3,911.49	$0.00	$0.00	$0.00	$3,911.49
34326	CO Undesignated District Specials	$2,165.51	$0.00	$0.00	$0.00	$2,165.51
34328	CO District Habitat House	$13,960.83	$460.00	$0.00	$460.00	$14,420.83
34330	CO DS Continuing Education	$617.08	$500.00	$261.00	$239.00	$856.08
34332	CO District Lay Speaking	$418.94	$2,015.00	$1,982.85	$32.15	$451.09
34334	CO District Congregational Development	$46,716.51	$34,642.00	$79,500.00	($44,858.00)	$1,858.51
34336	CO District Hispanic Ministry	$6,822.28	$1,050.00	$0.00	$1,050.00	$7,872.28

34338	CO Missionary	$29,999.75	$2,335.00	$11,500.00	($9,165.00)	$20,834.75
34340	CO District Continuing Education	$771.74	$4,552.26	$423.13	$4,129.13	$4,900.87
34342	CO District Lay Rally	$91.71	$0.00	$0.00	$0.00	$91.71
34344	CO District Memorial Fund	$422.50	$55.00	$137.45	($82.45)	$340.05
34346	Columbia Korean	$207.00	$31,687.50	$28,031.25	$3,656.25	$3,863.25
	TOTAL COLUMBIA DISTRICT	**$161,239.89**	**$148,616.46**	**$164,148.98**	**($15,532.52)**	**$145,707.37**
	FLORENCE DISTRICT					
34420	FL District Parsonage	$3,849.94	$9,848.51	$10,178.44	($329.93)	$3,520.01
34422	FL District Office	$22,934.09	$49,192.67	$49,921.16	($728.49)	$22,205.60
34424	FL District Extension	$12.00	$11.62	$0.00	$11.62	$23.62
34426	FL DS Continuing Education	$541.48	$500.00	$163.95	$336.05	$877.53
34428	FL District Congregational Development	$4,915.56	$11,839.00	$1,775.00	$10,064.00	$14,979.56
34430	FL Undesignated District Specials	$0.00	$0.00	$0.00	$0.00	$0.00
	TOTAL FLORENCE DISTRICT	**$32,253.07**	**$71,391.80**	**$62,038.55**	**$9,353.25**	**$41,606.32**
	GREENVILLE DISTRICT					
34520	GV District Parsonage	$36,498.50	$17,606.32	$44,659.33	($27,053.01)	$9,445.49
34522	GV District Office	($1,675.46)	$50,188.95	$44,178.28	$6,010.67	$4,335.21
34524	GV District Extension	$22.25	$89.00	$0.00	$89.00	$111.25
34526	GV Undesignated District Specials	$0.00	$0.00	$0.00	$0.00	$0.00
34528	GV District Habitat House	$18.32	$0.00	$0.00	$0.00	$18.32
34530	GV DS Continuing Education	$567.31	$500.00	$540.47	($40.47)	$526.84
34532	GV District Congregational Development	$22,743.32	$17,507.00	$13,634.00	$3,873.00	$26,616.32
34536	GV Hispanic Missions	$3,098.82	$92.00	$0.00	$92.00	$3,190.82
	TOTAL GREENVILLE DISTRICT	**$61,273.06**	**$85,983.27**	**$103,012.08**	**($17,028.81)**	**$44,244.25**
	GREENWOOD DISTRICT					
34620	GW District Parsonage	$24,229.89	$11,895.51	$6,269.00	$5,626.51	$29,856.40
34622	GW District Office	$8,300.97	$36,595.15	$30,440.27	$6,154.88	$14,455.85
34624	GW District Extension	$7,468.25	$0.00	$0.00	$0.00	$7,468.25
34626	GW Undesignated District Specials	$1,965.27	$0.00	$0.00	$0.00	$1,965.27
34628	GW District Habitat House	$4,289.34	$0.00	$0.00	$0.00	$4,289.34
34630	GW DS Continuing Education	$1,500.00	$500.00	$197.00	$303.00	$1,803.00
34632	GW District Congregational Development	$12,461.42	$14,097.00	$5,000.00	$9,097.00	$21,558.42
34634	GW Hispanic Ministries	$341.00	$200.00	$0.00	$200.00	$541.00
34636	GW Mission Fund	$6,535.91	$0.00	$0.00	$0.00	$6,535.91
34638	GW Scholarships	$58.83	$0.00	$0.00	$0.00	$58.83
	TOTAL GREENWOOD DISTRICT	**$67,150.88**	**$63,287.66**	**$41,906.27**	**$21,381.39**	**$88,532.27**
	HARTSVILLE DISTRICT					
34720	HV District Parsonage	$51,874.55	$14,504.80	$5,700.92	$8,803.88	$60,678.43
34722	HV District Office	$37,080.31	$51,876.58	$49,727.98	$2,148.60	$39,228.91
34724	HV District Extension	$3,160.44	$0.00	$0.00	$0.00	$3,160.44
34726	HV Undesignated District Specials	$66.69	$0.00	$0.00	$0.00	$66.69
34730	HV DS Continuing Education	$526.25	$500.00	$122.00	$378.00	$904.25
34732	HV District Congregartional Development	$10,240.80	$13,439.00	$23,500.00	($10,061.00)	$179.80
	TOTAL HARTSVILLE DISTRICT	**$102,949.04**	**$80,320.38**	**$79,050.90**	**$1,269.48**	**$104,218.52**
	MARION DISTRICT					
34820	MR District Parsonage	$122,830.44	$40,974.62	$6,287.63	$34,686.99	$157,517.43
34822	MR District Office	$28,130.07	$45,687.30	$57,040.42	($11,353.12)	$16,776.95

34824	MR District Extension	$280,021.01	$26,528.44	$0.00	$26,528.44	$306,549.45
34826	MR Undesignated District Specials	$170,269.05	$26,390.36	$3,000.00	$23,390.36	$193,659.41
34828	MR DS Continuing Education	$370.30	$500.00	$707.30	($207.30)	$163.00
34830	MR District Congregational Development	$49,733.29	$20,456.00	$10,679.37	$9,776.63	$59,509.92
	TOTAL MARION DISTRICT	**$651,354.16**	**$160,536.72**	**$77,714.72**	**$82,822.00**	**$734,176.16**
	ORANGEBURG DISTRICT					
34920	OB District Parsonage	$41,733.73	$11,147.74	$53,469.58	($42,321.84)	($588.11)
34922	OB District Office	$66,998.14	$61,130.27	$44,634.85	$16,495.42	$83,493.56
34924	OB District Extension	$15,721.12	$40.00	$0.00	$40.00	$15,761.12
34926	OB Undesignated District Specials	$1,031.84	$0.00	$0.00	$0.00	$1,031.84
34928	OB District Haibtat House	$9,706.42	$0.00	$0.00	$0.00	$9,706.42
34930	OB DS Continuing Education	$550.46	$500.00	$907.46	($407.46)	$143.00
34932	OB District Congregational Development	$18,565.38	$15,090.00	$20,682.77	($5,592.77)	$12,972.61
34934	OB Lay Speaking	$119.18	$3,469.00	$2,572.27	$896.73	$1,015.91
	TOTAL ORGANGEBURG DISTRICT	**$154,426.27**	**$91,377.01**	**$122,266.93**	**($30,889.92)**	**$123,536.35**
	ROCK HILL DISTRICT					
35120	RH District Parsonage	$25,186.31	$9,378.18	$5,271.19	$4,106.99	$29,293.30
35122	RH District Office	$16,708.50	$50,021.05	$43,123.61	$6,897.44	$23,605.94
35124	RH District Extension	$12,524.01	$0.03	$12,524.04	($12,524.01)	$0.00
35126	RH Undesignated District Specials	$1,313.90	$0.00	$0.00	$0.00	$1,313.90
35128	RH District Habitat House	$114.20	$0.00	$0.00	$0.00	$114.20
35130	RH DS Continuing Education	$500.00	$500.00	$0.00	$500.00	$1,000.00
35132	RH District Congregational Development	$13,080.64	$26,340.04	$34,117.00	($7,776.96)	$5,303.68
35134	RH District Hispanic Ministry	$240.85	$0.00	$0.00	$0.00	$240.85
	TOTAL ROCK HILL DISTRICT	**$69,668.41**	**$86,239.30**	**$95,035.84**	**($8,796.54)**	**$60,871.87**
	SPARTANBURG DISTRICT					
35220	SB District Parsonage	$27,621.91	$16,368.39	$23,027.68	($6,659.29)	$20,962.62
35222	SB District Office	$20,240.61	$45,160.42	$39,704.04	$5,456.38	$25,696.99
35224	SB District Extension	$1,001.68	$0.00	$1,001.68	($1,001.68)	$0.00
35226	SB Undesignated District Specials	$0.00	$0.00	$0.00	$0.00	$0.00
35228	SB DS Continuing Education	$537.55	$500.00	$909.55	($409.55)	$128.00
35230	SB District Congregational Development	$18,525.79	$26,213.47	$8,498.32	$17,715.15	$36,240.94
35232	SB Duncan Memorial Fund	$67,182.50	$0.00	$0.00	$0.00	$67,182.50
35234	SB UMC Fund	$74,663.25	$0.00	$74,663.25	($74,663.25)	$0.00
	TOTAL SPARTANBURG DISTRICT	**$209,773.29**	**$88,242.28**	**$147,804.52**	**($59,562.24)**	**$150,211.05**
	Walterboro District					
35320	WB District Parsonage	$32,060.62	$11,347.87	$2,118.15	$9,229.72	$41,290.34
35322	WB District Office	$10,228.09	$43,512.59	$46,786.51	($3,273.92)	$6,954.17
35324	WB District Extension	$6,587.17	$0.00	$0.00	$0.00	$6,587.17
35326	WB Undesignated District Specials	$6,618.38	$0.00	$5,000.00	($5,000.00)	$1,618.38
35328	WB District Habitat House	$2,170.00	$0.00	$0.00	$0.00	$2,170.00
35330	WB DS Continuing Education	$1,500.00	$500.00	$247.00	$253.00	$1,753.00
35332	WB Lay Speaking Ministry	$1.09	$10,748.00	$9,942.12	$805.88	$806.97
35334	WB District Congregational Development	$6,018.02	$7,436.00	$0.00	$7,436.00	$13,454.02
	TOTAL WALTERBORO DISTRICT	**$65,183.37**	**$73,544.46**	**$64,093.78**	**$9,450.68**	**$74,634.05**
	Total Districts	**$1,395,677.48**	**$1,875,822.88**	**$1,776,132.78**	**$99,690.10**	**$1,495,367.58**

	General Mission Conf Pass Through					
36105	UNICEF	$0.00	$777.06	$777.06	$0.00	$0.00
36110	UMCOR	$0.00	$63,950.76	$63,950.76	$0.00	$0.00
36115	Youth Service Fund (Gen Conf)	$0.00	$262.20	$262.20	$0.00	$0.00
36120	World Missions	$0.00	$74,877.34	$74,877.34	$0.00	$0.00
36125	Hungrief (Gen Conf)	$0.00	$6,310.70	$6,310.70	$0.00	$0.00
36130	Children's Fund for Christian Mission	$0.00	$300.55	$300.55	$0.00	$0.00
36135	Native American Min Sunday	$0.00	$7,717.23	$7,717.23	$0.00	$0.00
36140	World Communion Sunday	$0.00	$10,794.62	$10,794.62	$0.00	$0.00
36145	Peace with Justice Sunday (Gen Conf)	$0.00	$3,068.09	$3,108.09	($40.00)	($40.00)
36150	One Great Hour of Sharing Sunday	($296.25)	$20,787.93	$20,491.68	$296.25	$0.00
36155	Human Relations Sunday	$0.00	$5,977.37	$5,977.37	$0.00	$0.00
36160	United Methodist Student Sunday	$160.00	$9,390.46	$9,550.46	($160.00)	$0.00
36165	UMCOR - Haiti Relief	$0.00	$662,060.70	$662,060.70	$0.00	$0.00
	Total General Missions Conf Pass Through	**($136.25)**	**$866,275.01**	**$866,178.76**	**$96.25**	**($40.00)**
	Local Mission Pass Through					
36505	Epworth Children's Home	$0.00	$648,161.62	$648,161.62	$0.00	$0.00
36510	Methodist Oaks - Organgeburg	$0.00	$777.04	$777.04	$0.00	$0.00
36515	Wesley Commons - Greenwood	$0.00	$336.62	$336.62	$0.00	$0.00
36520	Methodist Manor of the Pee Dee	$0.00	$451.96	$451.96	$0.00	$0.00
36525	Alston Wilkes Society	$0.00	$1,303.23	$1,303.23	$0.00	$0.00
36530	Bethlehem Center - Columbia	$0.00	$1,779.00	$1,779.00	$0.00	$0.00
36535	Bethlehem Center - Spartanburg	$0.00	$6,266.35	$6,266.35	$0.00	$0.00
36540	Cooperative Ministry Columbia	$0.00	$750.00	$750.00	$0.00	$0.00
36545	United Missions - Greenville	$0.00	$0.00	$0.00	$0.00	$0.00
36550	Marlboro Cooperative Ministry	$0.00	$0.00	$0.00	$0.00	$0.00
36555	Oliver Gospel Mission	$0.00	$2,960.00	$2,960.00	$0.00	$0.00
36560	Rural Missions Inc	$0.00	$1,525.63	$1,525.63	$0.00	$0.00
36565	Wallace Family Life Center	$0.00	$950.00	$950.00	$0.00	$0.00
36570	Killingsworth Home	$0.00	$5,440.00	$5,440.00	$0.00	$0.00
36575	Christian Action Council	$0.00	$50.00	$50.00	$0.00	$0.00
36580	Advance Special Ministries Sunday	$0.00	$0.00	$0.00	$0.00	$0.00
36685	Other Missions Specials	$642.02	$34,530.68	$11,920.88	$22,609.80	$23,251.82
	Total Local Missions Pass Through	**$642.02**	**$705,282.13**	**$682,672.33**	**$22,609.80**	**$23,251.82**
	Total Pass Through Accounts	**$505.77**	**$1,571,557.14**	**$1,548,851.09**	**$22,706.05**	**$23,211.82**
	Total Capital	**$9,563,291.46**	**$38,260,918.37**	**$35,200,504.52**	**$3,060,413.85**	**$12,623,705.31**

THE CONFERENCE COUNCIL ON CONNECTIONAL MINISTRIES

The Conference Council on Connectional Ministries has been working for several years to put a process in place that can improve the connection between local churches, the annual conference, and the general church. We have realized the necessity to be deliberate about being able to listen to the concerns of our local churches and to design and provide programming opportunities and training to address their needs.

It is essential that we reclaim our mission to win disciples for Jesus Christ. In order to do this we must get people together to engage in conversations that will enable them to discover their spiritual gifts. The Conference Council on Connectional Ministries will provide training opportunities for persons to grow spiritually utilizing their gifts. We are aware that denominationalism is not dying but is shifting its structure to address the spiritual needs of persons who are drawn to a church that is authentic about being in worship and in mission.

The 2006 Annual Conference approved the major shift in philosophy of the Conference Council on Connectional Ministries to deploy its entire program staff in the twelve districts as Congregational Specialists to help equip and empower local congregations by responding to their requests for assistance and connecting them with the resources they need to be more effective in making disciples.

We have our Congregational Specialists in place who have been assisting local churches.

These persons have received extensive training in areas such as Natural Church Development, Spiritual Formation and Conflict Mediation. They are ready and willing to help discover and address the needs of our local churches.

The District Connectional Ministries are now organized to have direct contact with the Conference Council on Connectional Ministries. This structure will strengthen our local churches and our connectional system. It is our belief that when clergy and laity partner in the process of making disciples for Christ at all levels of the church, a variety of worship styles, training opportunities, and missional initiatives will emerge.

The Conference Council on Connectional Ministries in the March meeting endorsed the transition report as presented. We realize that it is time to begin the process that will better connect our local churches with our Annual Conference and General Church. The Council expressed a sense of urgency in moving forward with this transition, seeing it as the completion of a process that began when structure changes were first approved during the February Special Session of the 1998 Annual Conference held at Claflin University.

Earline Haywood-Ulmer, Chairperson

Report 2 – Part I

SPECIAL DAYS FOR 2012

A. MANDATED BY GENERAL CONFERENCE	
Human Relations Day (GBGM, GBCS, CORR)	January 15
Ecumenical Sunday (CUIC)	January 22
Week of Prayer for Christian Unity (CUIC)	January 18-25
Black History Month	February 2012
Golden Cross Sunday (GBGM)	February 5
Boy Scouts Sunday / Scouting Ministries Sunday (UMM)	February 12
Women's History Month	March 2012
World Day of Prayer	March 2
Girl Scouts Sunday / Alt. Scouting Min. Sunday (UMM)	March 11
One Great Hour of Sharing (GBGM)	March 18
Native American Awareness Sunday (GBGM)	April 22
Asian Pacific American Heritage Month	May 2012
Christian Home Month (GBOD)	May 2012
National Day of Prayer	May 3
Christian Family Week	May 7-13
Heritage Sunday (Archives and History)	May 20
Peace with Justice Sunday (GBCS)	June 3
Hispanic Heritage Month (GBGM)	Sept. 15-Oct. 15
World Communion Sunday (GBGM, GBGH, CORR)	October 7
Children's Sabbath: A National Observance	October 12-14
Laity Sunday (GBOD)	October 21
World Community Day (UMW)	November 2
Organ and Tissue Donor Sunday (GBGM)	November 11
United Methodist Student Day (GBHEM)	November 25
World AIDS Day	December 1
B. S.C. ANNUAL CONFERENCE DESIGNATED SPECIAL DAYS AND MONTHS	
Women in the Pulpit Sunday (COSROW)	March 4
United Methodist Camps and Retreats Sunday	March 18
Mother's Day Offering for Epworth Children's Home	May 13
United Methodist Men's Day	June 17
Aldersgate Special Needs Sunday	August 5
Call to Ministry Sunday	August 19
Work Day Offering for Epworth Children's Home	September 9
Youth Service Fund Sunday with Offering	September 16
SC United Methodist Advance Special Ministries Sunday	November 4

Report 2 – Part II

THE SOUTH CAROLINA CONFERENCE ADVANCE SPECIAL MINISTRIES 2012

Alston Wilkes Society: Since 1962, the Society has been in the business of rebuilding lives and providing second chances. It creates and supports opportunities statewide to help adult and juvenile offenders and ex-offenders, homeless veterans and other homeless people, emotionally- and behaviorally-disturbed children, and the families of these groups of people to become responsible and productive through employment, mediation, life skills, rehabilitation, prevention, volunteerism, and transitional housing services.

Bennettsville-Cheraw Area Cooperative Ministry: This ministry's purpose is to strengthen the local churches in their ministry, and to minister to all of the people in its geographical area by a program of activities which can best be realized through the cooperation of the churches within the parish. The services provided are: Joint Worship, Bible Study, Activities for Children and Youth, Leadership Training in Christian Education, Evangelism, Mission (ex. distribution of food commodities, health fair, mission fair, blood drive, clothes closet and relief kits.), Tutorial Program (K-12) In-School and After-School, Vacation Bible School, Transportation, Newsletter and Shalom Zone (Emergency Preparedness and Disaster Relief, Emergency Medical and Inadequate Housing), Shalom Literacy and Congregational Resource Center for Strengthening the Black Church.

Bethlehem Community Center - Columbia: The mission of the Columbia Bethlehem Community Center is to provide a safe, Christ-centered environment where children and youth are nurtured through activities and programs that address their educational, spiritual, physical, mental and emotional needs. Additionally, the Center seeks to empower women and families to enhance their quality of life by providing assistance and services with special attention to the concerns of justice and advocacy. Since its inception in 1945, the Columbia Bethlehem Community Center continues to service the residents of the Waverly-Edgewood and surrounding communities. It provides a variety of programs to include a lab for Computer Literacy Technology, Pre-GED classes, After-School Enrichment and Tutorial Program, Summer Reading Activities, Vacation Bible School, Emergency Food Distribution, Community Forums, Internship Opportunities, and Parenting Classes. The Center's facility is available for utilization by the community for programs, weddings, meetings, worship services and other activities.

Bethlehem Community Center-Spartanburg: The Center is a multi-service agency providing an array of programs to residents in Spartanburg County. The Center's day care facility has the capacity to serve 130 children between the ages of two and five. The outreach department facilitates client-centered referrals, provides emergency assistance with food, electrical, heating and rental payments as well as coordinates self-improvement focused programming and remedial academic GED preparation classes. The community services department provides numerous programs related to afterschool tutorial services, fine arts (dance, drama, piano lessons and art), sports and recreational activities, scouting, seasonal camping, primary prevention and leadership programs for community youth. Programming for adults include Bible studies and fellowship, nutritional programs, sewing and craft classes. A computer lab is maintained for all program participants and community residents. The health clinic provides emergency, routine and preventive medical services to community residents.

The facility also is available to host other agency sponsored programs to serve the community. Financial and volunteer support for the program and services are needed.

Church and Community Workers Field Share: A salary support grant for Bennettsville-Cheraw Area Cooperative Ministries and the United Methodist Relief Center in Mt. Pleasant– Church and Community Workers are approved by the National Division, Board of Global Ministries.

Coastal Samaritan Counseling Center: Provides counseling, pastoral psychotherapy, education and consultation to individuals and families who are facing mental health crises. The agency works hand-in-hand with local churches to reach out to people in need. Fees for services are adjusted according to a client's income and the Center is dependent upon generous donations and grants to supplement these low-fee or indigent clients.

Interfaith Community Services, Inc.: Addresses social challenges and meets community needs through advocacy, education, collaboration, research and services. Interfaith Community Services provides training and technical assistance to churches and other community groups working to meet critical social needs, sponsor and support local and state efforts which help people overcome the interrelated barriers of racism and poverty, and develop cooperative programs and resources which respond to the needs of children, young people and families. Current program areas include child care resources and referrals, faith-based community health initiatives and community development.

Killingsworth: This is a transition home for women in crisis. Our ministry is to support, empower, and advocate for women recovering from crisis within a safe, nurturing Christian environment. This includes: room and board, counseling and education, spiritual development, job development and community re-orientation.

Rural Mission, Inc.: This is an ecumenical organization that provides human, spiritual and social services to low-income Sea Island residents and migrant workers. Through education, advocacy and outreach, Rural Mission provides a lifting hand – spiritually, emotionally, physically, and economically – whatever the need, ministering to anyone on the S.C. Sea Islands. To better meet the needs of our migrant children and families, the mission collaborates with outside agencies by networking their local migrant task force, schools, health and social services, and governmental agencies, as well as farm workers' organizations and local churches.

The Tracy Jackson Program of G.I.F.T. (General Instruction for Tomorrow): This is an ecumenical Christian mission providing children with food for the body, mind and spirit. It serves children during the summer months at sites located in Abbeville and Anderson Counties. All services are free. For the children's bodies it provides SCDSS approved lunch's weekdays and physical activities at each site. For the mind it provides games, activities, speakers and field trips that the children would not experience without the program. It also provides back-to-school supplies to program children. For the spirit the sites are led by caring Christian people. Some sites have Bible Study and all sites say grace.

United Methodist Volunteers in Mission: Its mission is to provide opportunities for South Carolinians to get personally involved in short-term mission projects at home and abroad. Its services include construction, medical care, education, agriculture and supportive services.

United Ministries of Greenville: The United Ministries is an extension of the servant ministry of cooperating congregations in Greenville County. United Ministries assists poor people in emerging from hurting situations by providing for basic needs and by creating environments that allow people to make positive changes. United Ministries has developed a process for helping people move from basic survival to self-reliance. The process includes: ***Survival*** (Emergency Assistance – help with rent, utilities, food, heat, medicine; Place of Hope – a day shelter for homeless people; and Travelers Aid), ***Stabilization*** (Transitions – helping families access public services; and Adopt-A-House – rehabilitation for low/moderate income homeowners), and ***Barrier Removal*** (Employment Readiness – helping find, get and keep jobs; Magdalene Project – working with women who are homeless, addicts, pregnant or prostitutes; and Life Skills – teaching basic skills for health and responsible living.)

Wallace Family Life Center: This is a family-oriented facility whose mission is to provide educational, cultural, recreational, and religious programs to enrich the lives of the people in the Wallace community.

TRANSITION PLAN
for
THE SOUTH CAROLINA CONFERENCE
of The United Methodist Church
(Conference Council on Connectional Ministries)
Programmatic
CONFERENCE COUNCIL, BOARDS, COMMISSIONS, COMMITTEES AND EQUIVALENT STRUCTURE

(JUDICIAL DECISION 476 states: "An Annual Conference may include quotations or citations from the Discipline in its own Standing Rules. An Annual Conference does not have the prerogative to vote to approve, disapprove or modify actions of the General Conference." Further, Decision 476 notes: "Even so, an Annual Conference may include in its own rules quotations from the Discipline with the understanding that they do not vote on the essence of such quotation. When quotations are included they should be exact and with proper designation as to source.")

INTRODUCTION

I. The Organization, Structure and Purpose of Program-related Agencies

The organization with chairs and membership of program-related conference councils, boards, commissions, committees and equivalent structure shall coordinate functions under four Ministry Areas of Advocacy, Discipleship, Lay Leadership and Outreach. These conference agencies shall be **constituted by the established annual conference procedures for nomination, election and inclusiveness** (See **The Book of Discipline 2008** Par. 610.5, Par. 605.3 and **Program Structure** Plan Sections II. A and III.B and 2011 Conference Standing Rules **34-80**).

The structure, as mandated in **The Book of Discipline 2008**, is inclusive of specific ex-officio members for unique function and/or connectional link. (See Par. 610.5, Par 710.6 and Section IX The Annual Conference of **The Book of Discipline 2008** on paragraphs for program-related conference agencies.) The foregoing structure encompasses the process in paragraph 610 of **The Book of Discipline 2008**.

The primary purpose of this structure plan shall uphold the defined purpose of an annual conference as stated in Par. 601 of **The Book of Discipline 2008**, which is "...to make disciples of Jesus Christ for the transformation of the world by equipping its local churches for ministry and by providing a connection for ministry beyond the local church; all to the glory of God."

First, to these ends the following design establishes that there shall be organized in each district of the annual conference a **District Connectional Ministries** (DCM).

Secondly, there shall be a **Conference Connectional Ministries** (CCM) consistent with the disciplinary requirements in composition, election, membership terms, reporting methods, lines of accountability, ministry, mission, and structure under four Ministry Areas (See Judicial Decision 1147). This structure of the CCM shall provide for the membership, function, and connectional relationship of the local church, district, and conference with general agencies as prescribed in Par. 610 of **The Book of Discipline 2008**.

II. DISTRICT CONNECTIONAL MINISTRIES (DCM)

A. Functions & Connections of DCM

The DCM shall be composed of four **Ministry Areas:** Advocacy, Discipleship, Lay Leadership, and Outreach.

The focus of the four Ministry Areas shall be to enhance the connectional relationship with equivalent local church officers through relevant programs and ministries designed for local church implementation and/or participation. In addition, the four Ministry Areas shall put into practice connections with CCM and relevant program-related/advocacy general agencies.

In order to coordinate with CCM, the scheduled meetings to facilitate DCM work shall be set for January, March, May, September, November. The assigned District Congregational Specialist shall work with the DCM to establish agenda guidelines for planning, setting due dates and reporting to the CCM. With input from local churches through each DCM, the CCM meetings in February and October shall focus on planning, coordinating, implementing and evaluating for the mission and ministries of the connection.

Each DCM shall report annually in writing to the CCM by November 30.

B. Membership and Organization of DCM

The DCM membership shall be at least twenty-four (24) persons composed of at least six members of each district ministry area. These persons shall be appointed for a quadrennial term by the district superintendent, the district lay leader and the district congregational specialist. At the time of appointment, it is recommended that Ministry Area members be one-half laity and one-half clergy. Each Ministry Area at their DCM quadrennial organization meeting in

January may elect up to four (4) additional members to insure inclusiveness (See Par 610.5). Also, a District Communicator appointed by the District Superintendent, in consultation with the district lay leader and the assigned district congregational specialist, shall be an ex-officio member of DCM. The DCM shall coordinate the election process of DCM officers. No person may serve at the same time on more than one Ministry Area.

District Ministry Area members shall be elected for a quadrennial term. The term limit shall be two consecutive quadrennia, except to permit exceeding this limit for completing an interim vacancy term of less than twenty-four (24) months. After this period of service that member shall be ineligible for re-election to that same district agency until a lapse of two (2) years.

Interim vacancies for DCM shall be appointed by the district superintendent in consultation with the district lay leader and the district congregational specialist. The District Superintendent (DS), District Lay Leader, and the assigned District Congregational Specialist shall be ex-officio members of the DCM.

C. Funding of DCM

The primary source of funding for the program and administrative budget of each DCM shall be provided from the respective district program budget and from CCM Program and Administrative Budgets as annually recommended to CCFA for adoption by the annual conference.

III. CONFERENCE CONNECTIONAL MINISTRIES (CCM)
(Previously Conference Council on Connectional Ministries)

A. Function & Connections

The CCM shall be composed of the program councils, boards, commissions, committees, and task forces under four **Ministry Areas** (Advocacy, Discipleship, Lay Leadership, and Outreach) with twenty-four (24) members in each Ministry Area. In addition, each Ministry Area at their quadrennial organization (**See SR 37b**) may elect up to six (6) additional members to insure inclusiveness. No person may serve at the same time on more than one Ministry Area.

The CCM shall encompass the functions and connectional relationships of disciplinary program-related agencies of the annual conference. (See conference agency functions in the **Discipline** paragraphs 629, 630, 631, 632, 634, 642, 643, 644, 645, 646, 647, 648, 649, 650, 651, 654, and 655 of **The Book of Discipline 2008**) The chair and members of program councils, boards, commissions, committees, and task forces designated under each Ministry Area shall have oversight for representing the functions of their respective conference agency in the CCM. The chair of each agency shall designate one of its members to function as Coordinator of Witness (See function in Par. 610).

The CCM is connected directly with program-related/advocacy general agencies. Also, CCM is linked with general agencies by the annual conference members (with vote) who serve on that corresponding program-related conference agency. (See Par. 710.6) (**See SR 38 & 39**)

Accountability of the CCM with the Annual Conference shall be through the annual CCM reports and implementation of conference adopted CCM programs and ministries utilizing the connectional relationship with DCM and local churches for implementation along with general agencies. The CCM Chair and the Chairs of four Ministry Areas shall submit their annual reports and any recommendations requiring Conference consideration to the Conference Secretary no later than March 1 of each year for printing in the pre-conference materials. Reports and recommendations shall be submitted in a format acceptable to the Conference Secretary. CCM may recommend additional committees to the annual conference for the work and approval of the prescribed membership, powers, and duties (See Par. 610.2).

Scheduled meetings to facilitate CCM work shall be set for February and October. The CCM Director and Chair of CCM shall establish the CCM agenda for planning, coordinating (including agency functions), implementing and evaluating for the mission and ministries of the connection within and beyond the annual conference. And it is further resolved that by November 1, 2011, key actions and decisions made by Conference-level boards, agencies and commissions will be made available on the Conference website within two weeks after a meeting, except for those entities whose proceedings must be kept confidential, as determined by Connectional Ministries.

B. Membership and Organization of CCM

Each CCM Ministry Area of Advocacy, Discipleship, Lay Leadership, and Outreach shall organize their twenty-four (24) members from two nominees for each Ministry Area by each DCM following their election by the annual conference session at the beginning of the quadrennium. At the time of election, it is recommended that Ministry Area members be one-half laity and one-half clergy. At the beginning of a quadrennium all quadrennial CCM agencies shall be convened within sixty (60) days upon the close of the Annual Conference session for organization. (**See SR 37b**) In addition, it is recommended that each Ministry Area at their quadrennial organization may elect up to six (6) additional members to insure inclusiveness (See Par 610.5). Also, annual conference members serving on general agencies (ex-officio with vote) are included on their corresponding conference agenci*es*. (See 710.6 of **The Book of Discipline 2008**) Other ex-officio representatives in the connection shall be assigned by the CCM Chair to serve on the appropriate conference agency.

By February 1 prior to the beginning of each quadrennium, each DS shall submit the list of nominees for CCM Ministry Areas to be elected by the annual conference to the Director of Conference Connectional Ministries for inclusion in the report of the Conference Committee on Nominations. The Director of CCM shall provide each District office with nominee forms, which shall include biographical data, local church experience, etc. and shall include the nominee's signature indicating willingness to serve. (**See SR 34**)

Conference Ministry Area members shall be elected for a quadrennial term. The term limit shall be two consecutive quadrennia, except to permit exceeding this limit for completing an interim vacancy term of less than twenty-four (24) months. After this period of service that member shall be ineligible for re-election to that same CCM agency until a lapse of two (2) years.

Interim vacancies shall be appointed to the CCM by the respective district superintendent in consultation with the district lay leader and the district congregational specialist. Interim vacancies which exceed twenty-four (24) months of the quadrennium shall be considered as a full quadrennial term of service (**See SR 34**).

IV. CCM Officers shall be chairperson, vice chairperson and secretary. These officers shall be elected from the CCM members upon nomination by a CCM Nominating Committee. The CCM Nominating Committee shall be appointed at the end of the quadrennium by the outgoing CCM chairperson. The resulting CCM member vacancy created by the election of a new chairperson of CCM shall be filled as prescribed by the annual conference in Structure Plan Section III.B.

A. Executive Committee for CCM

The Executive Committee shall be the CCM chairperson, CCM Vice-Chair, CCM Secretary and the four chairpersons of the Ministry Areas (Advocacy, Discipleship, Lay Leadership, Outreach) nominated by the appointed CCM Committee on Nomination and elected by the CCM at the quadrennial organizational meeting. The CCM Director shall be an ex-officio member without vote.

The executive committee may act on behalf of CCM to deal with program, missional needs, and emerging ministries to facilitate the work and functions represented in a Ministry Area of the CCM. Any executive committee actions shall be reported to the CCM at the next regularly scheduled meeting. Funding for such interim action by the Executive Committee shall be within the budgeted amounts recommended by Conference Council on Finance and Administration (CCFA) and adopted by the annual conference.

B. Funding for CCM

In accordance with **The Book of Discipline 2008**, the CCM annually submits the program and administrative budgets to the Conference Council on Finance and Administration (CCFA) for adoption by the annual conference. This adopted budget funds conference and district ministry programming and administration. This budget process provides a specific amount to each program council, board, commission, and committee in each Ministry Area which is recorded in line items of the CCFA Report submitted to annual conference for adoptions (See Par. 614.3 of **The Book of Discipline 2008**).

The CCM function in the budgeting process is prescribed in Par. 614.3a(2) which states:

> It is the responsibility of the conference council on ministries (CCM) to study the budget requests of the conference program agencies and to recommend to the conference council on finance and administration amounts to be allocated from the conference benevolences budget to each such agency, within the total established by the conference council on finance and administration. (See Judicial Decisions 521, 551)

By November 1 funding requests from each chair of the program council, board, commission or committee in the four Ministry Areas shall be submitted to CCM. Budget requests shall be based upon program and ministry designs finalized during the October CCM meeting. The Ministry Area Chairs present their budget requests to CCM at the February meeting. The CCM program and administrative budget requests are presented to CCFA at the March CCFA meeting.

FOUR MINISTRY AREAS

The Conference Advocacy Ministries Area shall be organized, funded as prescribed (See Par. 614.3), and function as mandated for the program-related conference agencies, which are described in **The Book of Discipline 2008**. The Advocacy Ministries shall be constituted to include, but not be limited to the following: Native American Ministry (See functions Par. 654), Christian Unity & Interreligious Concerns (CUIC) (See functions Par. 642), Church and Society (See functions Par. 629), Religion and Race (See functions Par. 643), Status and Role of Women (See functions Par. 644), Ethnic Local Church Concerns (ELCC) (See functions Par. 632), and emerging community ministries.

Each Advocacy Ministry Area shall identify and monitor implementation of the respective disciplinary functions for reporting to the CCM. Additional members for short term committees and task forces may be assigned by the CCM in the implementation of the Advocacy Ministries.

Members of Advocacy from each district shall be assigned to that Ministry Area along with mandated ex-officio members and other representatives. Each council, board, commission or committee in the Ministry Area shall elect a chairperson. This Ministry Area shall include:

a. Committee on Native American Ministries (Par. 654) (chair plus up to 4 members)
b. Commission on CUIC (Par. 642) (chair plus up to 4 members)
c. Board of Church and Society (Par. 629) (chair plus up to 4 members)
d. Commission on Religion and Race (Par. 643) (chair plus up to 4 members)
e. Commission on Status and Role of Women (Par. 644) (chair plus up to 4 members)
f. Committee on ELCC (Par. 632) (chair plus up to 4 members and recommended that additional persons may be added for ethnic inclusiveness)

Advocacy ex-officio members mandated by the Discipline and other representatives:

1. Conference Members to corresponding general agencies or its equivalent structure (Par. 710.6) (Church & Society, CUIC, Religion & Race, Status & Role of Women)
2. Cabinet Liaison may be appointed by the Bishop
3. United Methodist Women (UMW) - Coordinator for social action (Church & Society)
4. Designated Peace with Justice Coordinator (Church & Society)
5. UMW-(Status & Role of Women)
6. Chair of Short term task force as determined by the Ministry Area

The Conference Discipleship Ministries shall be organized, funded as prescribed (Par. 614.3), and function as mandated for the program-related conference agencies, which are described in **The Book of Discipline 2008**. The Discipleship Ministries shall be constituted to include, but not be limited to the following: Youth Ministry (See functions Par. 649), Education (See functions Par.

630.2), Evangelism (See functions Par. 630.3), Higher Education and Campus Ministries (See functions Par. 634), Worship (See functions Par. 630.4), Board of Camps and Retreats (**SR 52**), Age Level Councils (Children and Older Adults) and emerging community ministries.

Each Discipleship Ministry Area shall identify and monitor implementation of the respective disciplinary functions for reporting to the CCM. Additional members for short term committees and task forces may be assigned by the CCM for the implementation of the Discipleship Ministries.

Members of Discipleship Ministries from each district shall be assigned to that Ministry Area along with mandated ex-officio members and other representatives. Each board, commission or committee in the Ministry Area shall elect a chairperson. This Ministry Area shall include:

a. Board of Education (Par. 630.2) (chairperson plus up to 3 members)
b. Board of Evangelism (Par. 630.3) (chairperson plus up to 3 members)
c. Board of Higher Education and Campus Ministries (Par. 634) (chairperson plus up to 3 members)
d. Commission on Worship (Par. 630.4) (chairperson plus up to 3 members)
e. Council on Youth (Par.649) (chairperson plus up to 3 members)
f. Age-Level on Children (Par 630.2) (chairperson plus up to 3 members)
g. Age-Level on Older Adult (Par 630.2) (chairperson plus up to 3 members)

Discipleship ex-officio members mandated by the Discipline and other representatives:

1. Conference Members to corresponding general agencies or their equivalent structures. (Par. 710.6) (General Board of Higher Education & Ministry (GBHEM), General Board of Discipleship (GBOD)
2. Cabinet Liaison may be appointed by the Bishop
3. Board of Camps and Retreats representative (SR 52)
4. United Methodist Men (UMM) representative (Par. 648)
5. Chair of short term task force as determined by the Ministry Area

The Conference Lay Leadership Ministries is organized (Par. 631) and funded as prescribed (Par. 614.3), and functions as mandated for the program-related conference agencies, which are described in **The Book of Discipline 2008**. The Lay Leadership Ministries is constituted to include, but not be limited to the following: Lay Leadership (Par. 631), Lay Speakers (Par 631), Stewardship (Par. 631), Spiritual Formation (Par. 631).

Each Conference Lay Leadership Ministry Area shall identify and monitor implementation of the respective disciplinary functions for reporting to the CCM. Additional members for short term committees and task forces may be assigned by the CCM in the implementation of the Lay Leadership Ministries.

Members of Lay Leadership from each district shall be assigned to that Ministry Area along with mandated ex-officio members and other representatives. Each committee in the Ministry Area shall elect a chairperson. In accordance with **The Book of Discipline 2008**, the Conference Lay Leader, elected by the annual conference, serves as the Chairperson of the Lay Leadership Ministry Area (See Par 607.3). This Ministry Area shall include:

a. Committee on Lay Leadership (Par. 631)
b. Committee on Lay Speakers (Par. 631)
c. Committee on Stewardship (Par. 631)
d. Committee on Spiritual Formation (Par. 631)

Lay Leadership ex-officio members mandated by the Discipline and other representatives with vote:

1. Associate Conference Lay Leader
2. Conference Members to corresponding general agencies or their equivalent structures (Par. 710.6)
3. Youth Ministry representative (Par. 631.3)
4. UMW President or designated representative (Par. 631.3)
5. UMM President or designated representative (Par. 631.3)
6. Cabinet Liaison may be appointed by the Bishop
7. Chair of short term task force as determined by the Ministry Area of Lay Leadership

The Conference Outreach Ministries shall be organized, funded as prescribed (Par. 614.3), and function as mandated for the program-related conference agencies, which are described in **The Book of Discipline 2008**. The Outreach Ministries shall be constituted to include, but not be limited to the following: Health and Welfare (See functions Par. 633.4b), Outreach (See functions Par. 633), Global Ministries (See functions Par. 633), Disaster Relief (See functions Par. 633), Communications (See functions Par. 646), and emerging community ministries.

The Trustees of the Homes (Pee Dee Manor, The Oaks, and Wesley Commons), Epworth Children's Home and Aldersgate Special Needs shall relate to the Board of Health & Welfare.

The Belin Trust and Trustees of Spartanburg Methodist College (SMC) shall relate to the Conference Board of Global Ministries.

Each Outreach Ministry Area shall identify and monitor implementation of the respective disciplinary functions for reporting to the CCM. Additional members for short term committees and task forces may be assigned by the CCM in the implementation of the Outreach Ministries.

Members of Outreach from each district shall be assigned to that Ministry Area along with mandated ex-officio members and other representatives. Each board, commission or committee in the Ministry Area shall elect a chairperson. This Ministry Area shall include:

a. Board of Health &Welfare (Par. 633.4b) (chairperson plus up to 7 members)

b. Board of Global Ministries (Par. 633) (chairperson plus up to 7 members)
c. Committee on Disaster Relief (Par. 633) (chairperson plus up to 7 members)
d. Commission on Communications (Par. 646) (chairperson plus up to 7 members) (**See SR 67**)

Outreach ex-officio members mandated by The Discipline and other representatives:

1. Conference Members to corresponding general agencies or their equivalent structures (Par. 710.6)
2. Cabinet Liaison may be appointed by the Bishop
3. UMW-Mission Coordinator of Education & Interpretation
4. Chair of Short term task force as determined by the Ministry Area

For legal purposes it is hereby specified that upon adoption of this Transition Plan, the newly adopted **CONFERENCE CONNECTIONAL MINISTRIES (CCM)** is successor to South Carolina Conference Council on Connectional Ministries, and as such holds any and all rights and responsibilities. Further, all named boards, commissions, committees and task force coordinated under the four Ministry Areas, having been reduced in size of membership (See Par 610.3), continue to function in accordance with the prescribed mandates of the *Book of Discipline* and as authorized by the South Carolina Annual Conference.

APPENDICES A-E

APPENDIX A: Introductory Preface

DCM/CCM Structure

The DCM/CCM design will effectively equip local churches for ministry and strengthen the connections for ministry among local churches, districts, annual conference and general church agencies. The initial assigning of annual conference staff into the districts (District Congregational Specialists) has produced concrete results of building ministry programs around needs identified by local churches. The connection design is strengthened by having selected laity and clergy persons from the DCM make up the CCM along with representatives from general agencies and others to insure inclusive membership. By streamlining the organizational structure, the connectional response to the needs of the local churches will be timely and efficient. Also this structure will facilitate a more direct connection between general agencies and local churches.

APPENDIX B: Transition Time Line

September 21, 2010	Transition Team convened to clarify purpose, review initial proposals and organize their work.
October 2010	Subcommittee met several times to prepare working draft.
November 1, 2010	Transition Team met to review, discuss and make recommendations of revision in first draft of proposal.
November 29, 2010	Transition Team met to approve final Structure draft with Appendices A-D
December 2, 2010	Draft proposal posted to conference website for online comment and questions until January 15, 2011
February 7, 2011	Transition Teams met to review online input and consider changes to the structure document
March 5, 2011	Structure proposal presented to CCM for their input
March 8, 2011	Transition Team met to consider final changes and post document to conference website as "Transition Team Report to 2011 Annual Conference"
March 8-May 1, 2011	Structure document presented in district pre-conference training events
June 2011	Structure proposal presented to the annual conference for perfecting and adoption. Motion following Annual Conference adoption of the New Structure: "Under Par. 2610.2(f) of ***The Book of Discipline 2008***, the SC Annual Conference petitions the Judicial Council for a declaratory decision on the constitutionality, meaning, application, and effect of the *Discipline* in regard to Par. 610, Par. 614.3 and Judicial Decision 1147 on the SC Conference Structure Plan adopted in session June ____ 2011 and to become effective June 2011".
June-August 2011	Organize the new Conference Connectional Ministries (CCM) as prescribed.
August-November 2011	Train and assimilate the members of the new CCM
October 2011	Judicial Council meeting to consider docket.
January 1, 2012	New CCM transition plan as prescribed is functioning.

APPENDIX C: Procedures DCM/CCM

Meetings:

The DCM shall meet at least five times a year in January, March, May, September and November.

The CCM shall meet at least twice a year in February and October.

The meetings shall include a gathering/worship time followed by a session with all ministry area members for the purpose of evaluation of ongoing ministries and discussion of emerging needs. During a much larger block of time, ministry areas will gather separately for more detailed work with input related to functions of each conference program-related agency. The meeting will conclude with the entire CCM gathering to make decisions and coordinate work.

CCM Ministry Areas:

Each CCM Ministry Area may establish task forces to plan and implement ministry programs or events. The task force members may include persons selected by the ministry area but not members of the CCM. Funding for the task force will come from the budget of the respective ministry area, council, board, commission, or committee. The council, board, commission, or committee may add additional persons, without vote, to assist in carrying out their ministry.

Implementing Issues:

Prior service on conference agencies will not preclude a person from serving in the new structure.

In order to nominate officers of the first CCM, the chairperson of the current Council on Connectional Ministries will name the nominating committee from members of the four Ministry Areas of CCM.

During the last year of the quadrennium (2016) there shall be a review of the new structure and any needed changes shall be recommended to the next session of the annual conference.

APPENDIX D: CCM Budgeting Process

October	The councils, boards, commissions, and committees of the ministry areas build their budget request and submit to their ministry area chairperson.
November 1	Deadline for council, board, commission and committee chairs to submit funding requests to CCM.
February	The ministry area chairpersons present the conference program agencies' budget requests to the CCM.
March	The CCM studies the budget requests of the conference program agencies and recommends to CCFA amounts to be allocated from the conference benevolences budget to each such agency, within the total established by CCFA (Par. 614.3b(2)). The results are reported to the Ministry Area chairpersons and the councils, boards, commissions and committees. Agency chairs have opportunity to address any budget concerns they have with CCFA.
June	CCFA presents the budget to the annual conference for perfection and adoption.
January 1	The budget allocations take effect for the fiscal year.

APPENDIX E: Standing Rules Amended

Upon perfection of this transition plan and adoption by the Annual Conference, several current Standing Rules will have been incorporated into the plan. The document containing the transition plan, together with all appendices, is hereby substituted for current Standing Rule 48.

The following current Standing Rules have been incorporated within the transition plan and are therefore no longer needed as individual rules: 49, 62, 63, 65, 67, 72, 73, 83, 84, and 91.

To comport with the transition plan, the terminology of current Standing Rule 74.a, concerning representation of district laity members on the Conference Committee on Nominations, is hereby amended to read: "It is recommended that there be one (1) lay person nominated and elected by each District Ministry Area on Lay Leadership."

To maintain consistent terminology between the transition plan and the Standing Rules, references in the current Standing Rules to Conference Council on Connectional Ministries, CCCOM, District Council on Ministries, or DCOM shall be amended to read, respectively, Conference Connectional Ministries, CCM, District Connectional Ministries, or DCM. The Conference Secretary shall be authorized to make such editorial changes in the amended Standing Rules.

If a conflict should arise between this transition plan and any other current Standing Rule not cited in this appendix, the Committee on Standing Rules is authorized to make the necessary adjustments in dialogue with the affected agency and subsequently will report same to the next Annual Conference.

THE CONFERENCE TRANSITION TEAM

Earline Ulmer, Rev. Mike Henderson, Joseph E. Heyward, Rev. Charles Johnson, Rev. Amiri Hooker, Rev. Patricia Mayfield, Rev. Robin Dease, Carolyn Briscoe, Scott Bach-Hansen, Jane Scott, Barbara Ware, Rev. Kathy James, Rev. Ted Walter, Rev. Willie Teague, Tammy Fulmer

---

THE BOARD OF CHURCH AND SOCIETY

From *The Book of Discipline of the United Methodist Church* 2008, paragraph 629, subsections 3, 4 and 5 are cited as follows: (3) "The conference Board of Church and Society and the conference council of ministries, shall develop and promote programs on church and society within the bounds of the conference that include prison ministry and reform concerns. To this end, it may divide its membership into committees of approximately equal size patterned after the organization of the General Board of Church and Society. Committees of the board shall have responsibility to cooperate with one another to advance the respective and mutual concerns of their respective areas in social, education, service, witness, and action. (4) The conference board of church and society shall serve to connect the General Board of Church and Society and the district and local churches in relating the gospel of Jesus Christ to the members of the church and to the persons and structures of the communities, nation, and world in which they live. Program shall be developed that provides education and action on issues confronting the church consistent with the Social Principles and policies adopted by the General Conference. (5) The board shall estimate annually the amount necessary for support of its work and shall report this amount according to the procedure of the annual conference. The work of the board may be considered a benevolence interest of the church within the conference." Thus, these selected subsections of the indicated paragraph are concluded. They will serve as a framework for further development of this report.

It is imperative that Jesus The Christ maintains a prominent presence in his church. Too often it is suspected, Jesus has been excluded. When included, it is sometimes around "proof texting" and "special selection" in keeping with political correctness. But in support of the mission, goals and objectives of the Board of Church and Society, there is Biblical precedence. In Matthew 25:40 (NRSV) Jesus said, ..."Truly I tell you, just as you did it to one of the least of these who are members of my family, you did

it to me." Our work over the past year has represented the voice of the voiceless and a flicker of light on behalf of the hopeless amidst despair.

We expect to realize approximately eighty (80) percent of our budget for the year. A significant portion of it has been awarded to the South Carolina Christian Action Council in support of its work. The SCCAC is an ecumenical religious organization that advocates on behalf of the oppressed. In addition, we have supported the conference on HIV and AIDS, which was held on March 3, 4 and 5, 2011 in Columbia, South Carolina. We also supported the resolution on racism at the 2010 South Carolina Annual Conference. With further regard to this specific item, we await direction from Connectional Ministries regarding appropriate measures that would allow action on said resolution.

Our efforts to more specifically address issues relative to the plight of the poor in South Carolina are still in process. There has been considerable discussion regarding the possibility of a statewide conference on poverty and its related social welfare issues. A plan and program has yet to be finalized.

If there is a matter for concern, perhaps it would be related to the often heard expression that the Board of Church and Society is an activist entity. For that reason, many local congregations have no interest in such a committee in their organizational structure. However, it might be noted that an action agenda must not necessarily be activist oriented, even though some might argue that Jesus was and is an activist. In view of such concerns, our Board among its members are available to help dispel fears and light torches in the pathways of opportunities to help the poor and advance God's kingdom on Earth. Your invitations to speak are encouraged.

In summary, this report offered a brief description in part regarding the mission and function of The Board of Church and Society. A general statement was made regarding program initiatives supported by our budget. The resolution on racism was noted indicating we eagerly await direction relative to the possibility for a programmatic response. Noted was discussion had about the possibility of a statewide conference on poverty and related issues. Finally, there was some conjecture regarding possible lack of enthusiasm among local congregations for the inclusion of Church and Society committees in their organizational structure. As this Board continues its work on behalf of the South Annual Conference, we solicit your prayers. Thank you.

Augustus Rodgers, Chair

THE BOARD OF EDUCATION

The Conference Board of Education's Vision is: "*To be a vital resource for churches in the South Carolina Conference, to bring fresh, workable, and enabling ideas and challenges to equip churches to be places of learning, spiritual growth, and service in our world, while celebrating and fostering diversity and inclusiveness in support of making disciples for the world*."

The current board consists of the Children's Council, eChristianEd, Ministries with Families, and Older Adult Council. The Board of Education heard reports from the Board of Camps and Retreats Ministries at each meeting and commended the board for its stewardship and plans for the future. The Board of Education also approved the nominees to the Board of Camps and Retreats Ministries.

Christian education is so vitally important within the local church, especially today; the Board of Education should be one of the main resources for helping churches to become stronger and her leaders in knowing, understanding, and informing their people about effective Christian education materials and teaching resources and/or methods available for all age levels, and with the present resources available to the board, that is extremely challenging if not impossible. But with the change in our current organization about to take effect we are preparing for the change.

We thank all members of the Board of Education for their faithful work this year and single out for special thanks the leaders of the councils: Dawn Compton, Ruth Arant, Betty Shuler, and Judson King, our congregational specialist Cathy Joens, our vice-chairperson Rhonda Jones, and our recording secretary Carol Singletary.

We thank and praise God for the spirit led efforts of the council chairpersons and their colleagues that made so many ministries and programs so successful this year. We are optimistic that the Board of Education indeed will become a more effective resource as it moves forward.

Rev. Kevin F. Dalton, Chairperson

CHRISTIAN EDUCATORS FELLOWSHIP

Advocate! Challenge! Nurture! Support! Discipleship! These are some of the words that describe the South Carolina Christian Educators Fellowship. This professional organization is organized for persons with responsibility for fostering discipleship through Christian Education in the church and community of the South Carolina Annual Conference. Whether a volunteer youth or children's coordinator, or a full time paid staff person, CEF is here to strengthen your skills as well as support your efforts as a Christian Educator. This past year the S.C. CEF had two main programs:

"Delicious Bible Stories" and "A Taste of Current Curriculum" were the topics for the February 2010 meeting at Trenholm Road U.M.C. First, a tasty review of the book *Delicious Bible Stories* by Flegal and Stickler, which not only shared authentic Bible food recipes but also introduced us to customs of this time. Following lunch, Flo Sapp Martin, a Regional Curriculum Representative for the United Methodist Publishing House, presented the latest reviews and a peek at the new curriculum available through the United Methodist church.

In August of 2010, Donna Gaither of the General Board of Discipleship presented a program on "Rethink Disciplemaking" for all pastors, volunteers and Christian educators. Using the resource "Charting the Course", Donna led the group on a step by step process in developing an intentional, ongoing plan for forming disciples in their own context.

For more information on the S.C. CEF and/or to become a member, go to the link at www.umcsc.org or carolyntumc@bellsouth.org.

Ruth Arant, President

eChristianEd

eChristianEd is an online program designed to train and support church staff and volunteers serving local congregations through Christian Education ministries. In the 2010-2011 semesters, we had 42 students. Nine students were from the South Carolina Annual Conference. eChristianEd, a program of Columbia College, is helping people serving all across our church, including our first student this spring from Alaska. Those who participate in 5 out of our 6 current courses have achieved the academic requirements for paraprofessional certification in Christian Education. The courses we offer include:

Biblical and Theological Foundations for Ministry
Foundations for Christian Education
Children's Ministries
Youth Ministries
Adult Ministries
Family Ministries

We appreciate the support the South Carolina Annual Conference provides for eChristianEd through scholarships for South Carolina students and sharing publicity opportunities about our program.

eChristianEd began expanding our training opportunities in Spring 2011 with 4 Webinars. Dr. George Hunter taught the first one on March 28. Ms. Cathy Miller taught the second one on April 8. Rev. Barbara Day Miller taught the third one on May 3 and Dr. Rowan Crews taught the fourth one on May 16. We are excited about the vast opportunities these Webinars will provide and we look forward to using this new technology to help strengthen local congregations.

If you would like more information about eChristianEd, you can visit our website, www.echristianed.com, or contact Dr. Dawn Compton at dcompton@columbiasc.edu. You can also sign up for our bi-monthly enewsletter that provides updated information about our program and articles related to Christian Education ministries.

Blessings,

Dawn Compton, Ed.D

THE COUNCIL ON OLDER ADULT MINISTRIES

For six years, the Council on Older Adult Ministries has offered assistance to small membership churches in six of the twelve districts at their Annual Mission Event. In 2010, fourteen older adults gathered at Pleasant Grove UMC in Marion District to work along with the congregation. During the two days there, the sanctuary was painted, outside power washed, and repairs made to windows. The organ stool, kneeling pads, and four chairs were reupholstered. A sister church, Springville UMC, fed the team so in appreciation a ramp from the sanctuary to their fellowship hall was built for them. They also built a ramp for the third sister church, Bethel, from the sanctuary to the Sunday School rooms and Restrooms. Not only are the lives of the local church members enriched by the Event but those who participate are richly blessed to be in service for God by serving others.

The Annual Older Adult Spiritual Life Retreat was held on February 1-3, 2011, at Springmaid Beach featuring Bishop Violet L. Fisher as leader. Using the theme "Old Age Is Not An Affliction: The Gift of Aging", Bishop Fisher focused on the many examples in the Bible of how God used elderly people and reiterated the fact that God is not finished with us as we age and still has work for us to do. We are never too old to serve God. In addition to her inspiring message, there were opportunities for Prayer and Praise each morning, led by Reverend John M. Williams, Sing-A-Longs led by Reverend Paul Frey and Mrs. Thomasina Conyers, and fellowship under the direction of Ruth Hughes. A fun activity, which has become a part of the program , is the sharing of whatever God has given you whether it is singing, playing an instrument, performing a skit, or telling a story. Make plans now to attend in 2012 when Reverend Doctor Connie Shelton will be leading.

Betty C. Shuler, Chairperson

THE DIVISION OF MINISTRIES WITH YOUNG PEOPLE

The Division of Ministries with Young People has been very active since last Annual Conference. In June, 25 youth gathered at Spartanburg Methodist College for an intensive week of choral training to comprise the "Spirit Singers." The Spirit Singers, under the direction of Kathy Jo Long, learn a full service of music to perform during a four day tour in churches around the Conference. The Spirit Singers then continue to share their gift and love of music with other young people and congregations at various churches through out the year. Auditions were held in March in Summerville, Marion, York, and Columbia.

Over 200 youth and adults came together in July for the youth week called Breeze. Breeze is a week-long discipleship-making event which was held at Southern Wesleyan University July 12th-16th. Youth in grades 6-12 attended this awesome week of worship, Bible study, prayer and fellowship. The theme for the week was "Body Builders," in which youth learn the importance of working together as the "body of Christ." The speaker for the week was one of South Carolina's very own, Rev. Jenn Williams, of Ashley Ridge Church in Summerville. Rev. Jenn Williams and musician Jamin Ortiz lead the youth in powerful worship experiences

The Conference Council on Youth Ministries is a group of teenagers and adults that works to strengthen youth ministry in the South Carolina Conference. This talented and energetic group of teenagers and adults met three times this year to discuss issues facing young people in the church, to help plan youth events, and to find ways to reach more young people for Christ. The CCYM goal is to continue working towards connecting and equipping local churches for youth ministry.

In February 2011, youth from across the conference gathered for the second "Revolution" youth weekend. Revolution was held at the Columbia Metropolitan Convention Center, with over 2800 participants which was an increase of 600 from the previous year. The Robbie Seay Band led worship once again along with rap group George Moss. The Reverend Olu Brown, pastor of Impact Church in Atlanta, was the weekend's keynote speaker. Several youth groups shared their talents through praise offerings during the weekend. Many of the teenagers committed or recommitted themselves to Christ, and over seventy teenagers were identified as having a call to vocational ministry. Money was collected for Stop Hunger Now and youth groups helped prepare over 2000 meals for Stop Hunger Now. The Division of Ministries with Young People wants to thank the Bishop

and Cabinet for their support of this event. Bishop Taylor and members of the Cabinet shared in communion during the Sunday morning service. Because of such a large crowd Revolution will move to a larger venue in February 2012.

The 34th annual State Basketball Tournament was held the weekend of January 21st-23rd at Epworth Children's Home in Columbia, South Carolina. The Reverend Megan Gray led the worship services for the participating teams. Over 50 youth teams participated in the three day tournament with over 2,000 youth and adults in attendance to support their teams. The tournament also collected money for the Net 4 Nets campaign to help wipe out malaria in Africa.

Finally, the Division of Ministries with Young People continues to look at ways the church can better connect and minister to young people between the ages of 18-35. Currently, we are in the process of forming a council for young adult ministries to address their needs. In 2011-12, we are looking to better connect and resource churches in the area of young adult ministries.

The Division of Ministries with Young People continues to strive to support and connect young people in the local church, district and Conference to accomplish the mission of Christ's church.

Judson King, Congregation Specialist
Division of Ministries with Young People

THE BOARD OF EVANGELISM

The Board of Evangelism continues to pursue its responsibilities in accordance with the Book of Discipline. In an effort to promote evangelism to persons of all ages, the Board reviewed and adopted an evangelism model used in the Hartsville District entitled **R**eaching **A**nother in **C**hrist **E**veryday, using the acronym **R.A.C.E.** Permission for using this model has been granted by the Hartville District Superintendent.

In regard to the model of **R.A.C.E.**, the Board plans to provide segments for a You Tube presentation, promoting evangelism throughout the South Carolina Annual Conference. It is also our intent to share the continued publication of an online newsletter.

The Board continues to present the Bishop's Five Star Awards and the Denman Awards for Evangelism each year at the South Carolina Annual Conference. At the 2010 Annual Conference, 31 churches received the Bishop's Five Star Award. Lauren Taylor and Reverend Alfonso Jones received the Denman Evangelism Awards.

The Bishop's BASH was held at Union United Methodist Church on February 26, 2011. This was a time for the confirmands to learn of those areas that influence Methodism, offering them an opportunity to meet Bishop Mary Virginia Taylor. This event also served as a means to extend an invitation to committed discipleship for this year's confirmands.

Respectfully Submitted,

Calvin B. Washington, Chair

THE BOARD OF GLOBAL MINISTRIES

During 2010 the Conference Board of Global Ministries began meeting at conference ministry sites and various Advance Special Ministries locations. We started this so that our District Mission Secretaries can learn more about these missions that receive support from the UMC and how the churches of their district can get involved in the ministries. We met in the Winter at Spartanburg Methodist College and in the Fall at Wallace Family Life Center. We thank these two agencies for hosting us and for their work on behalf of the United Methodist Churches in South Carolina.

Part of the work of the CBGM is administering grants from the Belin Trust, Hunger Ministries (formerly Hungrief), and the Church Extension Partnership. The board of trustees for the James M. Belin Property are to be commended on their handling of the trust. Even in the recent downturn of the economy they have managed the funds well and we were able to make the following grants for new ministries in South Carolina in 2010:

- First UMC, Easley, Anderson District – Transition House for homeless families- $1,500
- Bennettsville Cheraw Cooperative Ministry- Summer Enrichment Program- $25,000
- John Wesley UMC Greenville- Homeless ministry- $12,000
- St. Mark UMC Charleston- Employment Application training- $3,600
- WestMetro Hispanic Ministry, Columbia- start-up supplies for educational and health ministries- $3,225

After some investigation it was discovered that the Hungrief offering that was begun on a general church level in the 1970's ended in 1980. However, in SC we had continued the program. In 2010 we transitioned from Hungrief to Hunger Ministries (UM Book of Discipline, par. 633.4*b*(21)) and began to design the ministry to get local churches involved in hunger ministries within their local community, as well as supporting those in the state and around the world. The following grants were made from the Hunger Ministries offerings:

- United Methodist Relief Center- summer lunches for young adults serving in the Huger and Pineville communities - $800
- Cordesville UMC, Charleston District- Food Pantry- $800
- Mayes Chapel UMC, Branchville- Community Meals- $300

The Church Extension Partnership received no requests in 2010, so there were no calls issued for CEP. The CBGM began working on a plan to revitalize the CEP in 2011.

Our Disaster Response Committee continued to lead training on our comprehensive disaster response plan. Further work was done to clarify the work and relationship between United Methodist Volunteers in Mission and the Disaster Response Committee.

We recommend the following 12 agencies to be Advance Special Ministries for 2012:

- Alston Wilkes Society
- Bennettsville Group Ministry
- Bethlehem Center/Columbia
- Bethlehem Center/Spartanburg
- Interfaith Community Services
- United Ministries/Greenville

- Killingsworth Home
- Coastal Samaritan Counseling Center
- Rural Missions, Inc.
- Tracy Jackson Program of G.I.F.T.
- UMVIM
- Wallace Family Life Center

We would like to thank Ms. Gail Corn, Ms. Millie Nelson, Ms. Tammy Fulmer, and the Rev. Willie Teague for their invaluable help over the past year.

Michael B. Henderson, Chair

THE DISASTER RESPONSE COMMITTEE

Even as the world has reeled from major disasters and many smaller ones, we have been extremely fortunate that none were experienced in South Carolina this past year. No named tropical storms made landfall along the shores of the continental U.S. Some of our neighboring conferences experienced floods, winter storms, and tornadoes, but none required assistance from our conference.

As we now have disaster response coordinators in every district, we were able to call together the entire conference team for a full day meeting in the Fall to orient new persons, develop a network for contacts and assistance, and consider the needs going forward to grow our capability within the state to respond to disasters with local, regional, or statewide impact. We continue to learn how to work within the evolving construct of federal, state, county, and municipal emergency management departments and the coalition of church and non-profit agencies working together as the Volunteer Organizations Active in Disaster (VOAD). From the lessons learned in the aftermath of Hurricane Katrina, the governmental agencies and VOAD have developed ever more comprehensive plans for responding to disasters of whatever magnitude.

The Conference Disaster Response Coordinator attended a week-long UMCOR training event in November at Sager-Brown in Louisiana and a 4-day SEJ training event in Blackstone, Virginia, in April. Billy Robinson, Early Response Coordinator, conducted several one-day training classes, including three consecutive Saturdays in April. This training helped grow the number of early responders available and enabled them to become certified and credentialed. Another statewide meeting was being planned as this report was prepared.

As always, the most important and most effective way to deal with disasters is with advance preparation. This is the major role local churches can play, as they develop disaster response plans for the churches and encourage and equip the local members to develop plans for themselves. Please contact your District Coordinator if you would like to receive a presentation or training in disaster response plan development.

Finally, though we haven't seen the likes of a Hurricane Hugo or Hurricane Floyd in South Carolina in a long time, we must not grow complacent. The question is NOT "If" we will experience a major hurricane, a disastrous flood, or even an earthquake (there was at least one in the Charleston area early this year); instead, the real question is "when". As with Christ's return, the time to prepare is not on that day but now.

Rev. George Olive
Conference Disaster Response Coordinator

SPARTANBURG METHODIST COLLEGE

Happy 100th Birthday to SMC on September 5, 2011!!! 100 years ago, Rev. David English Camak, in partnership with the Methodist Episcopal Church, South and later with the General Board of Global Ministries and the South Carolina Annual Conference began the Textile Industrial Institute on the corner of Farley and Brawley Streets in Spartanburg. From there, SMC moved to the west side of Spartanburg and grew into one of the strongest two-year liberal arts colleges in the nation. That status has not changed in 100 years. We are pleased to share with you news from this year that will serve to underscore our strength:

- **Enrollment:** SMC continued its record high enrollment in Fall 2010, welcoming 790 students to campus. Our website continually undergoes updates and revisions, including the addition of a "VIP Portal" through which prospective students can interact with the College as they seek admission.
- **Success Rate:** Our success rate, defined as students who attend/graduate/matriculate directly into a baccalaureate degree program or attend/matriculate directly into a baccalaureate program, continues to exceed that of other two-year colleges at 84.7%. Even more impressive is the outstanding work we do with two different minority populations: African-American students (success rate = 79%) and Hispanic student (success rate = 91%).
- **Academic Program:** In an effort to respond to student interests, SMC will launch two new degree programs this fall: the Associate of Business degree and the Associate of Fine Arts degree. Several new classes will be added to the College's offerings to facilitate these degrees. We were very pleased to grant tenure to SMC Professor of Religion, Dr. Kristian Pratt., in February.
- **Athletics:** Pioneer athletics continued to dominate in their division and in post season play. Men's and Women's Soccer Coach Dan Kenneally was named the NJCAA Region X Coach of the Year for BOTH the men's and women's divisions, and his teams went on to place in the region and division. Coach Kenneally was placed 2nd for National NJCAA Soccer Coach of the Year! Coach Melissa Baker, Women's Basketball Coach, was also named NJCAA Region Coach of the Year.
- **Commitment to Service and Worship:** Under the leadership of Rev. Candice Sloan, Chaplain of the College and Director of Church Relations, weekly daytime chapel services continue to be well-attended and student-led worship opportunities in the evening, including a very popular Thursday evening service called "Overflow" are meeting the needs and worship demands of our students. The service opportunities each year begin with a Freshman Day of Service in August and by the time of graduation, the SMC community will have contributed nearly 6,000 hours of service to many different groups and projects each year.

- **Centennial Celebrations:** In celebration of our 100th birthday, SMC launched a "centennial concert Series" this year under the leadership of SMC Professor of Art Briles Lever, bringing 12 international musical acts to campus from September through March and culminating in a day-long Folk Festival featuring nationally-known groups in April. Concerts were free and open to the public. We welcomed many community members for their first-ever visit to the SMC campus.
- **Fundraising Campaign:** 100 years ago, the Executive Committee of our predecessor school, Textile Industrial Institute, decided to begin a campaign for funds to building a new building, Hammond Hall, which still stands. 100 years later, the Board of Trustees of Spartanburg Methodist College decided to embark upon a campaign to raise the funds necessary to build a new academic building, a much-needed upgrade for our campus.

We welcome you to join us on Tuesday, September 6, 2011 for the formal convocation to celebrate our Centennial. In September 1912, Rev. Camak wrote, "on the 5th of last September, the Textile Industrial Institute consisted of a name on letter head, a fund of faith on the part of a few individuals, and debt of $150.00 and had one student in attendance." 100 years later, as evidenced by our success, we know that the hand of God has been visible in our work. Our gratitude to the members of the South Carolina Annual Conference continues for your faithful and generous support. We look forward to the next century of a blessed partnership with you.

Respectfully submitted,

Colleen Perry Keith, Ph.D. President of the College

THE BOARD OF HEALTH AND WELFARE

The Board of Health and Welfare (BHW) continues to work to uphold the ministry of Christ and the tradition of John Wesley in the United Methodist Church, with the ministry of health and wholeness. This year, we focused on the mandate from the Annual Conference to make the work of Board and Agencies relevant to local congregations in accordance with the Conference Vision: **To make disciples for Jesus Christ by equipping it's local churches for ministry and providing a connection for ministry beyond the local church, all to the glory of God**.

In our current economic environment, it is imperative that we all work together to love and serve God and our neighbors in innovative and tangible ways as we seek to improve health and welfare in our communities. We continue to look for ways to share and celebrate the health and welfare ministries that are already part of so many of our local congregations. We encourage local churches to serve as resources for health and welfare-related ministries so that we can utilize our unique connectional relationship to improve holistic health in our communities across this annual conference.

In addition to encouraging low-cost health and welfare interventions, we continue to oversee the funds provided through the annual Golden Cross offering. Through your generosity and commitment to the Golden Cross Offering, we were able to assist persons with their medical bills and award scholarships for UM students enrolled in healthcare and nursing programs. In 2010, three United Methodists pursuing degrees in health care were awarded $1000 scholarships each, seven United Methodists were given a total of $7131.24 for assistance with medical bills, and $9779.40 was allotted for maintenance fees for retired clergy/surviving spouses living in our UM Homes. We encourage every local church to observe Golden Cross Sunday on the first Sunday in February, each year.

The Programs sub-committee approved 2 request totaling $1250 to assist Main Street UMC, Abbeville and Mt. Carmel in hosting health programs. We encourage churches to apply for funds to improve health and welfare in their local communities through hosting health fairs or other events by completing the application for program funds found on the conference website. There were 2 requests approved for a total of $3000 to help Springtown and Greater St. Paul churches improve accessibility to worship for their congregations. Applications for improving worship accessibility can also be found on the conference website.

We continue to solicit and review nominations for the Board of Trustees of Epworth Children's Home, Wesley Commons, the Methodist Oaks, the Manor of the Pee Dee, and the Aldersgate Special Needs Ministry. These nominees are presented to the Conference Committee on Nominations and to the Annual Conference for consideration and election. The Board of Health and Welfare liaisons attend meeting of the Boards of the homes and communities, and representatives from each gives a report to our Board during our bi-annual meetings. It is critical to maintain relationship with each of our United Methodist homes and communities, and we remain pleased with the ministries offered by each of them in these difficult economic times.

We remain thankful for the support and cooperation across this Annual Conference for the work of the Board of Health and Welfare, and covet your prayers and your ideas as we continue to live into the Conference Vision. May we be ever mindful that the need for health and welfare ministries becomes even more critical in tough economic times, and that we can make a difference in our communities and in our conference as we seek to live as disciples of the Christ.

Blessings,

Sandra Smith King, Chair

ALDERSGATE SPECIAL NEEDS MINISTRY

"My People will live in peaceful dwelling places, in secure homes, in undisturbed places of rest." Isaiah 32:18

Aldersgate Special Needs ministry is an agency of the South Carolina Conference of the United Methodist Church, founded to provide homes where special needs adults can live in a loving Christian environment, overseen by a dedicated professional staff.

Our mission is to provide the highest possible quality of life, the greatest possible level of independence, within the context of a community faith-based residential setting. These homes provide life skills training and work experiences along with daily living skills, cooking, laundry, self-help, social and recreational experiences and Sunday connections to worshipping communities.

At present two homes are in operation with rooms for six residents in each. The Columbia Builder's Care home for women is located on a corner of the campus of Epworth Children's Home in Columbia. It is fully occupied by six women with an additional waiting list. Aldersgate at The Oaks, our home for men, is located on the campus of The Oaks, our United Methodist retirement home in Orangeburg. It has four residents and two available rooms.

Additional home sites will be considered around the state as property and support are available.

We express our great appreciation for the gifts, prayers and financial support from churches, Sunday School classes, individuals and community organizations for Aldersgate Special Needs Ministry.

Sunday, August 7, 2011 has been set as Aldersgate Special Needs Ministry Sunday. Each church is asked to take an offering to give continuing support for this ministry. An alternate Sunday may be chosen for the offering. Please contact the Conference office for bulletin inserts.

We also express our appreciation to the Aldersgate Special Needs Ministry Board members for volunteering so freely of their time, talents and resources to help continue the work being done through this ministry.

Please visit the Conference Web site for more information on Aldersgate Special Needs Ministry or to refer persons who may need our services. www.umcsc.org

Betty Moss McGuirt, Chairperson

EPWORTH CHILDREN'S HOME

Epworth Children's Home has completed 115 years of providing residential care for children from South Carolina who cannot remain in their own homes.

The primary goal of this annual conference mission is to provide a safe, nurturing, faith centered residential environment, where children who are not able to remain in their homes, receive the best possible care, and are prepared to lead wholesome and productive lives.

During this conference year Epworth Children's Home:

- Continued to implement the CARE (Children and Residential Experience: creating conditions for change) model developed by the Cornell University Residential Care Project. This research based curriculum is based upon six underlying principles that form good residential group care. The Cornell University Residential Care team continues to train, and observe our staff members at regular intervals. The CARE research and implementation team from Cornell University visited the Epworth campus and during that visit commended Epworth for being a "star" CARE program, and congratulated staff members for excellent work with the CARE mode.
- Completed Phase II of the Residential Services outcomes project and began Phase III. The Residential Services Outcomes Project is a research project that is sponsored by the Duke Endowment and implemented by researchers from the University of North Carolina – Charlotte. The goal of this research is to implement a successful outcomes strategy across selected agencies in North and South Carolina in order to strengthen the system of care for children and youth and to enhance the quality of programs and services.
- Averaged 78 children per day in the residential population plus five college students who live off campus. In addition, the Epworth Early Intervention Program averaged 17 children per week in a preschool program. This program serves children who are developmentally delayed. The EEIC program also served 46 families on a regular basis through its home based component. This is a total of 146 children served at any given time.
- Began year four of a Funds Development Plan that includes the goal of increasing per church member giving to a minimum of $6.00 per member. Church giving increased by $236,658 in 2009, and then decreased by $142,357 in 2010. The number of churches that failed to respond to Epworth's financial appeals for children increased from 230 to 248. 322 churches met or exceeded the minimum of six dollars per member average. This is a decrease of 26 from 2009. A complete report can be located at www.epworthchildrenshome.org.
- Adopted a budget of $4,245,383 for the fiscal year 10-1-10 through 9-30-11. This includes $213,438 in Federal Education Subsidy funds, Title I funds, and Community Development Block Grant funds.
- Continued the work of the Early Intervention Funds Committee that is charged with raising the amount of money each year that will enable the EEIC to operate at its current capacity. The amount raised as of March 1, 2011 was $247,437 which insures the program's operation through August of 2012.
- The Epworth Board of Trustees continued the policy of reducing the amount drawn from the endowment and transferred to budget expenditures by $200,000 each year until the maximum draw is 5% per year. The difference in the amount drawn from the endowment and operating costs had to date been covered by a combination of reducing operating costs and by increasing revenue and donations. The endowment draw has been reduced by $900,000 per year.
- On January 31, 2011, Epworth Children's Home was notified that the EAGLE Accreditation Commission of the United Methodist Association had granted Epworth Children's Home "accredited" status. The EAGLE accreditation is effective for the period of five (5) years, July 2010 through July 2015.
- The United Methodist Association serves more than 380 health and human service organizations and professionals nationwide. The Educational Assessment Guidelines Leading toward Excellence or EAGLE accreditation involves meeting a set of high standards that are designed to enhance the governance of and the quality of services provided by an institution.
- Expanded the Higher Education Program by adding the Supervised Independent Living Initiative. This new program is designed to serve youth between the ages of seventeen (17) and twenty-one (21) who are "aging out" of child care, yet need limited supervision, guidance and a home as they learn job skills and transition into the adult world.
- The annual independent audit was conducted by the firm of DeLoach and Williamson, LLP. The auditors reported to the Epworth Board of Trustees that the audit was an unqualified or "clean" audit which is the highest level of reporting assurance an organization can receive from its independent auditors. The audit was unlimited in scope which signifies the auditors had full access to Epworth's books and records.
- The audit reflected: there was a decrease in net assets of $482,205 which was due mainly to depreciation expense to property and equipment. Overall revenues increased slightly from 2009 totals. Investment income increased and legacies and bequests declined. Expenses were flat when compared to 2009.
- Emphasized witness and service through church school, worship, retreats, UMYF, the Good News Bible Club, cottage

devotionals and service projects. Residents of Epworth are expected to give as well as receive therefore they participate not only in campus services but also in off campus projects such as Salkahatchie summer service, Harvest Hope Food Bank, Washington Street UMC Soup Kitchen and Homeworks.

Only 12% of Epworth's income is generated from a combination of state and federal money, and fees for service payments. This is far lower than most other homes. It is largely through the generosity of South Carolina United Methodist that once again Epworth has been able to provide over four million dollars in fully subsidized services to children and families in South Carolina.

John E. Holler, Jr., President

THE METHODIST OAKS

The past conference year 2009-2010 has been a challenging year as we join with the rest of the world in reacting to the economic difficulties of our nation. At The Oaks initiatives have been put into place reducing costs and creating new revenue streams for the future. At the same time we seek to expand our ministry in the community surrounding us. Without a doubt, the continuing care industry is changing as we anticipate serving the wave of Baby Boomers beginning to swell the numbers of those over the age of 60.

- We continue to offer a great value for Active Living at The Oaks with many living options available. We have Independent Living, Assisted Living, Skilled Nursing and our new ReHab Center offering all private rooms, private dining, a rehab garden area, WIFI and many other amenities that set The Oaks Rehab Center apart from other rehab facilities in our community.
- **PACE** – Our PACE program, started in March of 2008, is proceeding well serving over 95 participants. The Program for the All-inclusive Care for the Elderly is a federal program that uses both Medicare and Medicaid to care for the most frail and poorest of seniors who are still living in their own homes. Qualified seniors receive free transportation to and from a day-care site that provides nourishing meals, medical care, physical and occupational therapy, and socialization and community. Only 60 PACE sites exist in the United States and The Oaks is one of the few operated by a Faith Based Continuing Care Community.
- **Aldersgate Special Needs Ministry** – The Oaks is one of the sites for this wonderful new ministry of the SC Conference, having set aside four home locations on our campus. The home has 4 residents in place at this time. The home will house up to six adult males. Please make your community aware that we have spaces for Special Needs Adult Males at the Aldersgate at The Oaks Home.
- **Wellness at The Oaks -** The Oaks Wellness program is extremely strong on campus with over 60% of our independent residents participating actively in the program. The heated, enclosed, pool and spacious cardio/ strength and exercise rooms are improving the quality of life for many residents and staff. We have recently opened **The A.L. (Red) Brewington Campus Life and Wellness Center** having completed our new lockers rooms, **Massage Therapy Room** and modifications to our **Media Center**.
- Our new **Passport to The Oaks** program allows seniors in the Orangeburg community to participate in our Wellness and Campus Life programs for a nominal fee each month. We now have 80 individuals from the greater Orangeburg Area participating in the program and have closed enrollment.
- **Nature Trail** – Our nature trail continues to be used by residents and visitors alike. The trail is a favorite for bird watchers and butterfly watchers as well as those who just want to see what they can see. The Nature Trail is open to the public by appointment and is used by schools, scouts and others. Claflin University uses the trail as a training site for its Cross Country Team and as an Ecology Lab for the Ecology courses.
- **The Oaks Senior Solutions –** In March of 2008, The Oaks initiated Home Services which serves residents on our campus and a four county area surrounding Orangeburg. Providing multiple non medical care needs allows people to stay in their homes and apartments as long as possible. The Oaks Home Services now provides care for over 100 families and employees over 150 part time care givers.
- **Peace of Mind Alternative** – The Oaks has introduced a new outreach program which uses a variety of technology to provide Peace of Mind to families. The program also uses various products to increase safety, socialization, and longevity at home for participants. It is through Peace of Mind Alternatives that The Oaks works as Research Associates of The USC Medical School Geriatric Program and the Medical University of SC Geriatric Program. We are involved with research to create new products and programs that will allow people to stay home longer. In 2009, our CEO, The Reverend James R. McGee presented with Dr. Victor Hirth of the Geriatric Program at the American Society of Geriatrics in Chicago.
- **Elderhostel –** The Oaks is working with Claflin University to establish an Elderhostel program using housing available on our campus. The program is in the formative stages at this point, but both The Oaks and Claflin are excited about the possibilities for the program in providing interesting educational programs for seniors throughout the nation.
- **Fersner/Whetsell Conference and Retreat Center at The Oaks.** In conjunction with preparing for an Elderhostel Program in the future, The Oaks created our Conference and Retreat Center. We have hosted several meetings of the South Carolina Conference Board of Ordained Ministry as well as church couples' retreats and the African American Clergy Women's group. We will also host the Local Pastors School in May as well as other groups throughout the year. In the past few months, we have worked with Bethany United Methodist Church in Summerville to provide retreats for member groups and others in Bethany's Retreat Ministry Program. The Center has the capacity to accommodate over 60 people and provides small and large meeting rooms. Groups using the Center have full access to all of The Oaks amenities including our Wellness Center, Game Room, Golf Course, Nature Trail, Picnic area and fishing ponds.
- **Nutrition and Fitness Coalition.** The staff of The Oaks Wellness Center has been instrumental in organizing the Nutrition and Fitness Coalition in Orangeburg County. The Coalition brings together many local organizations in the area to work together to make a positive impact on Nutrition and Fitness in our community. We applied for a grant

and were awarded a $3,500.00 grant to fund startup of the Coalition work. The Coalition will be extremely important in bringing together providers to improve the health of residents in Orangeburg and Calhoun County.

- **The Board of Trustees** appreciates the support of the South Carolina Conference through Apportionments, gifts and prayers. All are important in allowing us to maintain our ministry to the aging population.

Respectfully submitted,

Andy Cox, Chair Board of Trustees
The Reverend James R. McGee, CEO/President

THE METHODIST MANOR OF THE PEE DEE

The Methodist Manor offers a full continuum of services spanning the entire range of needs of today's aging adults. The Manor offers patio homes and apartments for those who are active and living independently; assisted living suites for those looking for a supportive environment; Magnolia Terrace for memory support care, and the Healthcare center for skilled nursing care. These services are provided in a setting which embodies the true meaning of community, where the enrichment of everyone's physical, social and spiritual well-being is the primary mission.

Home Health services as well as additional programs designed to provide personal assistance to residents and enable them to retain their independence longer, are offered in the comfort and privacy of the resident's homes. The Manor is continuously upgrading and refurbishing its accommodations in order to maintain them at the level of quality expected today by people seeking retirement housing.

Refinements and improvements to services and programs for resident's quality of life are constantly being implemented, and the Manor embraces a customer focused model for service delivery that redirects the times and types of services being provided so that resident choices and convenience are incorporated. Under the direction of a new management company, the Manor has developed programs and procedures that allow it to be more responsive and flexible in meeting the needs of its residents. An exciting atmosphere of joy and enthusiasm is enriching the quality of life of those who call the Manor their home.

The Manor currently serves about 230 residents with an operating budget of approximately $8 million. The operating budget is funded primarily by service fees paid by the residents. The service fees are based on the level of service received by the residents. The Manor has a bonded indebtedness of $10.9 million and debt service payments are included in the annual operating budget of the Manor.

In 2010 the South Carolina Methodist Conference contributed $74,064.58 to the residence financial assistance fund at the Manor. These funds are used by the Manor to assist those residents whose resources have been depleted and are now not adequate to meet their monthly service fees. There are currently four residents receiving assistance who received $96,045.00 in financial support from this fund last fiscal year. The Manor also received $412.78 from the restricted endowment fund of the South Carolina Methodist Foundation which is held exclusively for the benefit of the Manor.

Led by a Board of Trustees committed to the quality of life for older adults and with God's help, the Manor will continue its mission of providing quality residential living to meet the needs of its current residents and make preparations for the needs of aged adults in the future.

Edward D. Tinsley, Chairman, Trustees
Wayne Mayo, Interim Executive Director

WESLEY COMMONS

Dear Friends:

With everything that we have been through in the past two years regarding this extremely persistent recession, it may seem strange to state how wonderfully blessed we feel at Wesley Commons. We ended our 2010 fiscal year in a positive light considering our challenges. While we have continued to feel the impact of this historically significant event, the enduring spirit and teamwork of Wesley Commons continues to foster a creative environment that positions our organization for some wonderfully exciting programs in the near future.

On campus, we continued to see an increase in resident financial assistance requests throughout the year. Not only do these needs decrease our revenue, they also increase expenses. Nonetheless, we were blessed to have received gifts from very generous supporters of our ministry like the South Carolina United Methodist Conference. Those gifts allowed Wesley Commons to continue its long history of support for those in need.

Being mindful of the needs of those waiting to move to our community, we have continued to validate and verify our position of exceptional service offered at a great value. With over 80% of our residents moving from all over the Southeast, we are witnessing the housing recovery at different rates across the region. Our residents on our waiting lists have found it challenging to sell their homes in a difficult real estate market, but Wesley Commons' incredible value has enabled educated consumers the ability to move beyond the recession fears and begin to experience a new and wonderful phase in their life.

While guarded, we are optimistic about the future and are very excited about our upcoming plans to completely reposition our health center programs. These plans will not only create brand new spaces to serve a very strong rehabilitation need in our area, but will also position our programs for future community outreach for those in need.

Last, but definitely not least, Wesley Commons is extremely proud to have received EAGLE Accreditation, the United Methodist Association's highest award for exceptional mission and financial operations, quality health care and resident and staff satisfaction! It is because of these wonderful accomplishments that we remain positive about our future and grateful for the outcomes of our Mission.

We are grateful for your support of Wesley Commons as we continue to enrich lives by providing innovative living opportunities in accord with Christian principles.

May God's Blessings be with you.

Rev. John T. Miller, Chairman
David B. Buckshorn, President/CEO

THE BOARD OF HIGHER EDUCATION AND CAMPUS MINISTRY

The Conference Board of Higher Education and Campus Ministry serves several constituencies and connects many areas of ministry that relate to campus ministry and higher education within the bounds of the South Carolina Annual Conference. Our areas of responsibility for these ministries include promotion, program, property, and personnel.

Our work over the past year has been to deepen our understanding of our responsibilities in order that we may strengthen higher education and campus ministry and equip the annual conference to reach this next generation.

Here are some of our areas of concern and discussion:

Funding Local Unit Programming: The campus ministry line item in the conference apportionments funds personnel and partial program costs of the Wesley Foundation campus ministries at Charleston (College of Charleston, The Citadel, MUSC and Charleston Southern University), Orangeburg (Claflin University and SC State University), Clemson University, The University of South Carolina, Furman University, Lander University, Francis Marion University, and Winthrop University. The line item also funds one property lease agreement and the property maintenance costs for three sites (see the next area of discussion). From 2001 through 2009, the campus ministry line item received an average of 81% from the churches of the annual conference. Currently, 80% percent of the line item funds our Wesley Foundation Campus Ministers (compensation, insurance, and housing); we are required to pay 100% of those costs before programming or property are fully funded.

In August 2010, the annual conference treasurer warned the BHECM that the campus ministry line item may not reach the critical 80% threshold by the end of the year. At that point, the board suspended payment of programming supplements to the local Wesley Foundation units; we sacrificed the supplements in order to compensate campus ministers. In October, the Conference Board of Connectional Ministries gave the Conference Board of Higher Education and Campus Ministry an emergency grant to fund the remaining programming supplements for 2010. This incident was a wake-up call for the board regarding the issues of fully funding our Wesley Foundations.

Given the history of the line item receipts and the growing need for continued quality programming at the local Wesley Foundation units, we hope to take two courses of action. First, we hope to strengthen and equip local boards to share in the increased responsibility for the growing need and increasing cost of ministry. We hope this action will help Wesley Foundations not be at risk of reduced programming if conference funding is cut or eliminated. Second, we hope to work with other conference officials to educate the churches of the annual conference and promote the campus ministry line item. One way local churches can support campus ministry is to send their apportionments in on a regular schedule rather than waiting until the end of the year.

Property and Incorporation: The Conference Board of Higher Education and Campus Ministry is an entity incorporated by the state of South Carolina separate from the South Carolina Annual Conference. The board holds the title to property at the Clemson Wesley Foundation, the Winthrop Wesley Foundation, and the Wesley Foundation at the University of South Carolina. The board also is in a lease agreement with Trinity UMC in Orangeburg for the Orangeburg Wesley Foundation building. Over the next year, the board will be discussing if board-owned property helps or hinders the future ministry of the annual conference, the BHECM, and the local units. We will explore what it will mean for all parties if the property is transferred to a local unit board or a church. We will examine the benefits and pitfalls of local unit incorporation for financial and fundraising purposes. We will also seek the counsel of conference officers concerning the need for the continued incorporation of this board. We hope to return next year with a report of our findings and recommendations for possible action.

The Connection between the Church and the College: In decades past, there was a strong bond between the College and the Church as the annual conference was hosted each year by one of our United Methodist colleges or universities and most of the clergy serving the conference had graduated from Columbia College, Spartanburg Methodist College, Claflin University, or Wofford College. In 2011, things have certainly changed. The number of active clergy who have graduated from one of our conference-related schools is dwindling and the annual conference has voted not to return to our college campuses for the foreseeable future. For a new century, the Church and the College must strengthen the historic bond in bold ways; local churches, the annual conference, students, and the colleges will be best served if we can claim innovative ways to serve and equip each other for mission and ministry. It is my hope that the Conference Board of Higher Education and Campus Ministry will facilitate this discussion and advocate viable solutions.

Respectfully Submitted,

Joseph R James, Jr., Chairperson

CLAFLIN UNIVERSITY

Under the leadership of its president, Dr. Henry N. Tisdale, Claflin University continues to position itself as one of the premiere undergraduate teaching and research institutions in the world. As an affiliate of the United Methodist Church, Claflin also provides an environment to enhance the spiritual development and growth of its students.

The 2010-2011 academic year began on a high note with Claflin University recording an overall student enrollment of more than 1900 students. Currently, approximately 60 % of undergraduate and graduate students are female while about 40 percent are male. The University's diverse student population hails from 29 states and 16 countries around the world.

The University recently celebrated Religious Emphasis Week. Rev. Paul Dunn, pastor of First Baptist Church of Charleston, West Virginia delivered the keynote address on the theme, "We've Come This Far By Faith: The Importance of Remembering our Legacy," during the February 13-15 event.

The University will hold its annual Granville Hicks Leadership Academy for Laity and Clergy of the United Methodist Church in South Carolina on March 31 – April 2, 2011.The theme for the academy is "For Such a Time As This: Women and Ministry in the 21st Century." Keynote speakers are Dr. JoAnne M. Terrell, Associate Professor of Ethics and Theology at Chicago Theological Seminary, Chicago, Illinois, and Dr. Robin Dease, Adjunct Professor at Claflin University and Pastor of the John Wesley United Methodist Church in Greenville, South Carolina.

Claflin continues to exhibit its commitment to a legacy of educational excellence with a litany of notable accomplishments during the year. As a testament to the University's commitment to excellence, U.S. News and World Report ranked Claflin University the number one Best Buy in the "Great Schools at Great Prices" category among colleges and universities in the South in its 2011 edition.

The University's 37 percent alumni giving rate kept it at the top of the leader board, receiving a number one ranking among Historically Black Colleges and Universities (HBCUs) and a number two ranking in Annual Alumni Giving among Top Tier Colleges in the South .U.S. News and World Report also ranked Claflin in the Top Ten among the Best Black Colleges in the nation. Forbes.com ranked Claflin as number two among Historically Black Colleges and Universities while The Washington Monthly ranked Claflin in the Top Ten on its list of the best baccalaureate colleges and universities in the nation.

As proof of the University's steadfast commitment to retaining and graduating top students, The Chronicle of Higher Education ranked the University number two for the best retention rate among "Very Selective HBCUs" while the Journal of Blacks in Higher Education ranked Claflin at number two for its graduation rate.

For a third straight year, Claflin University has been named on the President's Higher Education Community Service Honor Roll, the highest acknowledgement a university can receive for its community service efforts. During the 2009-2010 academic year, Claflin students logged more than 45,000 hours of community service to 66 local agencies.

Claflin University's world-class faculty continues to conduct cutting-edge research to include prostate cancer, breast cancer, diabetes and obesity. The University has opened a new Molecular Science Research Center that houses state-of-the-art laboratory equipment and classrooms for the University's research and outreach efforts. This 14,000 square foot facility will enable the University to train students to become certified forensic scientists and assist local law enforcement agencies by allowing them to analyze DNA samples taken from crime scenes. The University also received a $4 million Defense Advanced Research Projects Agency grant to further its biofuel research projects, and Claflin Professor Dr. Nan Ding received national recognition for her research in nuclear waste remediation.

The University served as a co-host to the 57th annual National Association of Student Affairs Professionals (NASAP) Conference in Columbia on Feb. 9, 2011. NASAP is an organization that aims to be on the leading edge of issues and solutions impacting student affairs representatives at historically black colleges and universities.

Claflin University's success story continues to attract the support of national corporations, foundations and agencies throughout public and private sectors. The Office of Research and Undergraduate Research received funding for an infrastructure grant in the amount of $108,000 to pursue a strategic set of initiatives that will serve to strengthen the University's comprehensive undergraduate research program. The University became a recipient of the $100,000 "Walmart Minority Student Success Award" aimed at supporting first generation college students, and the 2010 Claflin Golf Classic, which is held annually, raised more than $50,000 for student scholarships.

Claflin University is very proud of these and other accomplishments which continue to distinguish it as an institution of excellence. The University looks to the future as it embarks on its vision to train promising young men and women to be visionary leaders in a highly competitive global society.

COLUMBIA COLLEGE

This has been an extraordinary year for Columbia College. **Dr. John Zubizarreta**, professor of English and director of our Honors Program, was named Baccalaureate Professor of the Year by the Carnegie Foundation and the Council for the Support of Education at a ceremony in Washington, D.C., on November 18th. This is the first time a South Carolina professor has received this award. Dr. Z, as he is known on campus, has received numerous teaching honors and is published widely in over fifty articles, chapters, and five books focused mostly on teaching and learning. He is immediate past-president of the National Collegiate Honors Council.

The Reverend Roy Mitchell, chaplain and director of church relations, joined Columbia College in July from the West Ohio Conference of the United Methodist Church, where he most recently served as the lead pastor at Lewisburg United Methodist Church. He also has wide experience in youth and young adult ministries. As chaplain he conducts the weekly chapel services and provides pastoral care to faculty, staff, and students. In addition, he works with student groups, faculty and staff to develop and implement a variety of opportunities for spiritual growth. Programs are creative, diverse and ecumenical, including study experiences, interfaith dialogues, retreats, mission projects, and special conferences. In his role as director of church relations he serves as a bridge between Columbia College and the South Carolina Annual Conference of The United Methodist Church. He promotes support and understanding of the work of United Methodist higher education—specifically the work of Columbia College—through preaching, teaching, and visiting United Methodist Churches throughout South Carolina.

Reverend Mitchell received his masters of divinity degree and masters of theological studies from Methodist Theological School, Delaware, Ohio, and his bachelors of art in psychology and child/family studies from The University of Tennessee. He is an ordained Full Elder of the West Ohio Conference of the United Methodist Church. He is joined in Columbia by his wife, Melissa and their two children.

Columbia College senior **Diana Lynde**, of Columbia, has been chosen as The National Collegiate Honors Council Student of the Year. The National Collegiate Honors Council (NCHC) award comes with a cash prize and special medallion, conferred at the 2010 annual national convention held in Kansas City.

This is the second year in a row that a Columbia College honors student has received this prestigious award–last year **Homa Hassan**, also of Columbia, brought home the award. NCHC selects one student nationwide each year for this prestigious award. The nomination process is highly selective, and nominees represent the best and brightest students from honors programs and colleges across the United States. Each nominee is an exemplar of academic excellence; service to her or his institution and community; and leadership within local, regional, and national honors circles.

Columbia College has been selected for the 2010 Carnegie Classification for Community Engagement. As one of 115 newly classified institutions, Columbia College joins distinguished company of only 311 institutions in the nation that have received this honor from The Carnegie Foundation for the Advancement of Teaching. Columbia College was the only private college in South Carolina selected. The Community Engagement designation recognizes colleges and universities that have institutionalized community engagement as a key part of their identity & culture, curricular programs, outreach and partnerships. Community Engagement describes the collaboration between institutions of higher education and their larger communities (local, regional/state, national, global) for the mutually beneficial exchange of knowledge and resources in a context of partnership and reciprocity.

Anthony S. Bryk, president of The Carnegie Foundation for the Advancement of Teaching, said "[Columbia College's] application documented excellent alignment among mission, culture, leadership, resources, and practices that support dynamic and noteworthy community engagement. It is heartening to see this level of commitment and activity. Clearly, higher education is making real strides in finding ways to engage with and contribute to important community agendas. There is much to celebrate."

Columbia College professor **Sara Nalley** has been named winner of the Lifetime Achievement Award given by the Theatre Division of the National Communication Association. The award was presented at the group's national convention in San Francisco. Nalley, who teaches theatre and communication courses at Columbia College, was cited for her work as a theatre educator, director and actor, as well as for her service to the organization. She has been a member of the Columbia College faculty since 1976. Prior to that time she taught theatre at Dreher High School in Columbia. She is a graduate of Columbia College and the University of Florida.

Columbia College's annual student literary and art magazine, ***The Criterion***, received first place honors from the American Scholastic Press Association (ASPA) for the 2008 and 2009 editions. The student publication received 945 points on a 1000 point scale for content coverage, organization, design, presentation and creativity in both issues. The 2008 editor-in-chief was **Jaclyn Susie Ball** and the art editors were **Catherine Cox** and **Sarah Funk**. The 2009 editor-in-chief was **Catherine Cox**, with **Chaquita Williams** serving as literature editor and Sarah Funk managing layout and design. The faculty advisors for *The Criterion* are **Dr. Nancy Tuten** and **Professor Stephen Nevitt**.

Rebekah Bowers and her mentor **Dr. Leigh Ann Spell** are the recipients of the 2011 Savory Scholars PURL (Program for Undergraduate Research and Learning) Award. The Savory Scholars award offers a grant to fund collaborative undergraduate research. The award comes from a generous endowment given by the Savory family to honor Dr. Jerry Savory, a long-time faculty member and administrator of the college who was largely responsible for lodging collaborative learning in the mission and psyche of Columbia College.

Bower's project—"Parents, Teachers, and Speech-Language Pathologists: Language Facilitation Strategies for the Preschool English Language Learner (ELL)"—explores the dramatic increase in our schools of learners with limited English proficiency and the ways in which teachers, parents, and speech-language pathologists can collaborate to assist such learners with second-language acquisition. Focusing on the growing population of ELLs in Children's Garden, the project will result in a group of practical coping strategies for teachers, parents, and SLP professionals. Bowers, of Kershaw, S.C., is currently a junior majoring in speech language pathology with teaching certification.

In the fall students in the Reporting for Print and Digital Media course were invited by SCETV to attend each of the four gubernatorial debates held in its Columbia broadcast studios, where they were seated with the press corps. The students published their reports in their WordPress.com blog.

On October 27, The Alliance for Women at Columbia College hosted a statewide Summit on South Carolina Women. Business, political and community leaders from all counties around the state joined together in a collaborative process to prioritize the issues that can make a difference in the lives of South Carolina women, families and communities. Their work will be developed into comprehensive recommendations that will be shared with the incoming governor and the legislative women's caucus to assist in framing an agenda to improve the status of women in South Carolina.

The college prepared for its ten-year reaccreditation visit by the Commission on Colleges of the Southern Association in the spring by developing our required Quality Enhancement Plan (QEP). Directly related to our institutional mission of commitment to social justice, the QEP places sophomores in groups with a faculty mentor, who will guide them as they perform community service in targeted programs. The students then learn from their experience through reflection and discussion. Named for Dr. Spears in recognition of his decades spent in dedication to social justice and to Columbia College, the QEP supports the college's 4*C*s of leadership development: courage, commitment, confidence, and competence, by helping students deepen their commitment to serving others. In 2010 the program piloted three projects as students worked with helping young Hispanic girls develop confidence, facilitating stress relief for middle school children through yoga, and creating a community garden.

Columbia College had a busy summer in terms of facilities. We received a generous gift for an extensive landscaping project. In addition, we undertook an ambitious project to remove campus systems entirely from the central steam plant. This has not only greatly improved heating, air conditioning, and air quality in all campus buildings, but it dramatically reduced the campus's carbon footprint. The effect is equivalent to taking 318 cars off the roads annually!

After a record new student enrollment in 2008, in 2010-11 we experienced our second year of smaller enrollment of new, first -year students. We believe the state of the economy makes it increasingly difficult to recruit to a private, women's college. Fortunately, enrollment remains strong in our Evening College, which serves working adults, and in the graduate programs. The college is currently engaged in a marketing study to guide growth of the Evening College programs. The current college graduation rate nationally is not sufficient to supply the next decade's demand for educated workers. Columbia College is focused on providing opportunities for adults who wish to complete degrees in order to enhance their ability to meet that growing need.

Caroline Whitson, President

WOFFORD COLLEGE

During the 2009-2010 academic year, several Wofford students wanted to spread the word on campus about the excellent professional mental health services available to all faculty, staff and students, thus promoting a more enlightened campus conversation on the subject. After consulting with Dr. Ron Robinson, Perkins-Prothro Chaplain; Dean Beth Wallace; and counselor Betsy Claire Neely, the student leaders secured a charter for a Wofford chapter of Active Minds, a national organization for college students that promotes positive mental health. Wofford's chapter went on to earn a 5-star rating in its first year and became an effective presence on campus. In 2011, Active Minds stood out as just one example of how faculty and students at Wofford worked together to advance "a little kingdom of the just."

Five recent Wofford graduates were participants in the Teach for America program. Others worked for human services providers all over the world. The recently consolidated Center for Global and Community Engagement focused on preparing the next generation of moral, engaged, productive citizens. National recognitions for the college included a listing on the President's Community Service Honor Roll, with distinction; the highest ranking in South Carolina for serving the public good in the annual Washington Monthly higher education issue; and a citation in Newsweek as one of the two best colleges in the country for "do-gooders."

Wofford recorded these achievements in service learning during a year that was unusual in many respects. In September 2010, the college passed a significant milestone in its program of orderly growth. At fall registration, there were 119 members of the full-time teaching faculty, a new record. The number of minority and women professors continued to grow. For the first time ever, enrollment exceeded 1,500 students. About 60 percent of the students came from South Carolina and more than 14 percent were persons of color. The student profile also reflected continued economic diversity. The Financial Aid office allocated more than $39.4 million from all sources to 91 percent of the student body, and 228 United Methodist students received assistance totaling $6.5 million.

On the other hand, economic recovery from the recession of 2008 continued to be slow and painful. Of particular concern were threatened reductions and policy changes in both state and federal assistance programs for deserving students. In 2010, financial support to Wofford from all its friends amounted to almost $10.3 million, and several important building and renovation projects moved forward. However, the market value of the endowment as of June 30, 2010, remained considerably below the comparable figure of 2008. In these circumstances, the generous support of United Methodists in the South Carolina Conference ($447,130) remained absolutely crucial to the college's well being and is much appreciated.

In closing, I would like to call attention to the end of an era at Wofford College with the death of Trustee Emeritus Roger Milliken on Dec. 30, 2010. Mr. Milliken provided critical leadership on the board of trustees for more half a century. His happiest times on the campus involved interacting with students. He also was very sensitive to the needs of a first-rate teaching faculty and was concerned about seeing that they had room and resources to grow professionally. Largely through personal generosity, he transformed the campus into a place of noble and distinctive beauty in the heart of the city. In short, he provided vision and resources to set excellence as the standard for all our programs. Such has become part of the culture of the college and represents his legacy. It remains our challenge as we move ahead into the future.

Respectfully submitted,

Benjamin B. Dunlap, President

THE CHARLESTON WESLEY FOUNDATION

Charleston Wesley Foundation is now a decade old! As we enter into our tenth year of ministry we are prayerfully reminded of our brothers and sisters in Libya. May God walk with you in this time of overwhelming violence and unrest as well as on the road to healing and restoration. Our prayers remain with our troops and their families as the conflicts in Iraq and Afghanistan continue. We are especially mindful of our alumni who serve in the military, Jonathon Lance, Matthew Williams, Anthony Reynolds, Christopher Waldrop, Jeff Throckmorton, Rachel Rogers, Christopher Waldrop and Bill Houpt. May God continue to keep you and your families!

Our two alumni in the ministry continue to make us so proud, Aaron Meadows and Mallory Forte. Aaron Meadows, a provisional elder of this conference, is serving Aldersgate UMC in the Charleston district and as a chaplain on the Charleston Air Force base. Welcome home Aaron! Mallory Forte has completed her CPE requirement at Self Memorial Hospital in Greenwood.

Our four campuses here in Charleston continue to thrive. Bethel UMC-Charleston continues to be the home of our College of Charleston programming. Thank you for your awesome support and faith in us. We are losing a strong leader to graduation in December- Justin Ritter. Justin, your tireless support and innovative ideas will be missed. May God continue to guide and bless you as you enter into Candler School of Theology at Emory University in the fall of 2012. The CSU group is in flux as we lost our two leaders in January. Both students decided to return home to continue their collegiate studies. Emmy Moran of Maryland and Caitlin McAlhany of Greenville, SC, you are sorely missed. The group at Medical University is in the midst of transition as we envision a change in the way Charleston Wesley Foundation ministers to this group of students. We lost many members to graduation, out of town internships and changing schedules. The knob (freshman) class at Citadel has been one of our largest groups in several years. They are energetic, faithful young men and women who have quickly become a part of our ministry at the Citadel.

Charleston Wesley Foundation in Mission had a busy year. We sponsored two adolescents in the Halos holiday–giving event. The College of Charleston and CSU prepared and sent 10 Operation Christmas Child boxes in November. Our Mission weekend with Winthrop Wesley Foundation at the United Methodist Relief Center was a blessed time of Christian love in action. Charleston Wesley Foundation was one of the organizing groups for the Charleston area Crop walk in November. We created signs, paced the walking path and assisted with the giveaways. The UM Student Forum in Winchester, VA, was informative and transformative as students attended workshops, did mission work and led spirit-filled worship services. In January of 2011 Charleston Wesley Foundation spearheaded the SC student delegation attending the Holston Conference College event called Divine Rhythm. Students from Furman and Winthrop joined us as we crossed conference lines to worship, learn and serve with our brothers and sisters from the Wesley fellowships/ foundations of Tennessee.

To the beloved churches of the Charleston district thank you for another year of unwavering support in gifts of food, time, finances but most of all prayer. Trinity UMC- Charleston , thank you for yet another year of selflessly giving us physical space and office support. As our college students say," you rock"! Much gratitude goes to the Charleston Wesley Foundation Board of Directors for your endless support and faithful giving of your time and talents. As always we are so grateful to all of the prayerful, generous churches of the Charleston District and of the South Carolina conference for your unceasing prayers and continuing support. We thank God for you daily.

Lisa C. Hawkins, Campus minister

THE CLEMSON WESLEY FOUNDATION

Every so often I am given a glimpse into just how important campus ministry is to the life of the greater Church.

In February of this year, Clemson UMC (CUMC) and Clemson Wesley (CW) co-hosted a benefit concert sponsored by alumni and current members of the Clemson University Gospel Choir (CUGC). We opened our doors to this group of 75 and gave them full access to our facilities for the entire weekend. On Sunday afternoon, they treated approximately 200 members of the greater Clemson community to a wonderful concert.

During Saturday rehearsals, a CUGC alumnae stopped me in the hallway and asked, "Would you by chance know a man named Enoch Hendry?" She had heard another member of the alumni group introduce me as the current Director of CW, a

position held by Enoch. I responded, "Of course I do. He was my predecessor here, back in the late 80s and early 90s." She proceeded to tell me how much Enoch and Wesley had done for her and several of her friends during their graduate school years in Clemson, feeding them physically and spiritually every Sunday night. "I remember not having any money as an undergrad," she quipped, "but in grad school, we were downright poor!" After she and her friends had eaten spaghetti for what "seemed like the umpteenth time, we asked Enoch if he would let us cook." Of course he agreed, and these grad students took on the task of preparing some home-cooked soul food for the group once a month or so.

Today, this PhD is a professor of economics at Michigan State University in East Lansing. To my delight, she was just the first of a number of CUGC alumni who pulled me aside over the weekend to tell me about fond memories they had of the "old Methodist Church downtown" during their years in school. Once again, I was reminded of how crucial our efforts are here in Clemson and beyond as we seek to reach thousands of students every year who will one day be working and serving in settings around the globe, in places like Lansing, Lancaster and Lesotho. Unlike many age-level ministries in the Church, those of us in campus ministry are actually in a position to fulfill the Great Commission, sharing the Gospel with folks who will take it "to the ends of the earth" (Acts 1:9).

In Clemson, CUMC and CW partner to reach students at Clemson University, Tri-County and Southern Wesleyan along with other young adults through a highly cooperative approach. We offer a variety of worship, small group, service/mission, retreat and social opportunities, and each academic year we typically make connections with 800 - 1,000 students and other young adults in our area. Several hundred students call CUMC their "church home away from home," and several hundred others are active in CW. Dozens of students are active in Bible study groups. Each year we send several hundred students to places like New Orleans, Harlem and the Bahamas to share the love of Christ. Our cup surely does runneth over, and for this we give thanks to God for the churches of the South Carolina Conference who support us through generous, often sacrificial, apportionment giving.

One key highlight for our shared ministry in recent years has been the number of students with a connection to CUMC/CW who have pursued the ordained ministry. Since 2003 fifteen different young women and men with ties to Clemson have entered (or begun the steps into) the ordained ministry, including three persons who will be commissioned in this year's class. Within the next few years at least twelve recent grads with ties to CUMC/CW will be serving the Church as ordained elders or deacons in six different conferences (Arkansas, Holston, Northern Illinois, South Carolina, Texas and Virginia), including seven serving the South Carolina Conference.

Of course, this kind of story begs the question: As the Church considers its financial and other priorities in light of our aging populations both in the pew and pulpit, how can we afford NOT to make investments in campus ministry? The story here in Clemson – as with other campuses around the connection – is a reminder of the kind of fruit that the Spirit can produce when we allocate our resources prudently. My ongoing prayer is that our Church - the Church that birthed me and the Church that I love – will continue to make ministry to college-aged adults a priority in the years to come.

To all the individuals, pastors, youth ministers, Sunday School classes, women's and men's groups and local churches who support this ministry through your apportionments or other special gifts – may God bless you all in your desire to reach today's generation of young people with the Good News of Jesus Christ.

Rev. C. Lane Glaze, Director

THE COLUMBIA WESLEY FOUNDATION-METHODIST STUDENT NETWORK

What can a group of students and teachers do on a university campus if they open themselves to the Spirit of God? One needs only to look at the beginnings of the Methodist church on the campus of Oxford, England in the 18th century to find a "campus ministry" that gave impetus to the movement now known to us as the United Methodist Church. That combination of faith, young adults and university life still exists today and is empowering a new generation of students to become the church's new leaders. With the largest number of students ever on our campuses what an amazing opportunity we have for mission and ministry. This is the time for the United Methodist Church to step forward, pay attention and to insure that campus ministry is supported to do all the work to be done. Yet we are thankful for the support given and have tried to be faithful. What has our ministry been this year? How have we been faithful?

- The Wesley Foundation at USC (Methodist Student Network) puts its faith into action. Nine times a week students go into the community to serve at a soup kitchen, an after school mentoring program, a children's tutoring project at an elementary school, an evening newly begun ESL program for Latino people in the West Columbia area. We also do numerous other "one shots."
- Methodist Student Network has been to New Orleans, Harlem and Rural Mission throughout the year to be in service to and solidarity with marginalized residents.
- We took a team of 27 to El Salvador to offer a health clinic for the people of Auchuapan, to build a house for a needy family, to take part in a food distribution program, to provide a VBS for 100 children and to make manifest the one global church of Christ with our Salvadoran brothers and sisters.
- Sunday evening worship is a reconciling and unifying adventure as students of various nationalities, cultures, races and faith traditions discover a oneness in Christ that is real.
- The faith community and Center provide hospitality and a place where life long friendships are formed and life/faith issues can be explored.
- On campus we provided many opportunities for study and worship and support. Though various small groups (Covenant Discipleship, Freshman, Women, Men, Bible Study, Grads), a program evening tackling tough issues of faith and life (such as sexuality, war, homosexuality, relationships, immigration and economic justice), students can be spiritually grounded and transformed.
- Four retreats(two each semester) were offered to give students a longer time to be communally intentional in their spiritual growth.
- Six former students are in seminary for studies for the ordained ministry. Two more will begin this year.

Thanks to all the students who live out their faith and lead in ministry at MSN. Thanks to faithful friends and supporters who believe in the mission of the Wesley Foundation. Thanks to all those churches, UMWs, Circles and Sunday School classes who have given money and food to sustain students on their faith journey. What a joy it is to accompany these students.

Tom Wall-Director, Campus Minister

THE FRANCIS MARION WESLEY FOUNDATION

Two steps forward, one step back. At first glance that clichéd phrase might seem like an appropriate descriptor for the current 2010-2011 academic year at The Francis Marion Wesley Foundation. We began the Fall semester on a firmer footing than the previous year, attracting a number of new students through participation in various orientation events. More initial student involvement meant more advertising, more campus-wide exposure, and more connections made. At the same time, however, we had a number of our "old" students graduate and transfer to other schools. Two steps forward, one step back.

Fall semester, 2010 saw an increase in FMU Wesley's presence on campus and within the community. The group continued to gather on Monday nights to eat, form friendships, and grow in faith, as well as to share a fellowship meal together on a separate day during the week. While those programs remained successful, the most notable growth took place in the area of service ministry. Not only did the group continue its annual tradition of sponsoring a campus-wide Food Drive Competition to benefit the Harvest Hope Food Bank in Florence (collecting nearly 800 lbs. of food items), FMU Wesley also hosted and participated in a number of other service projects. Among those projects were a cookout/inflatable jousting tournament (to benefit House of Hope in Florence), participation in the Bike MS event on campus at FMU (to raise awareness and money for the fight against Multiple Sclerosis), and a pocket change collection in cooperation with Tabernacle United Methodist Church (also to benefit House of Hope). Unfortunately, such an increase in activity led to an increase in spending, a matter further complicated by the suspension of Conference funding for all Wesley Foundations across the state. Again, two steps forward, one step back.

Yes, at first glance one might surmise that FMU Wesley's growth has been marred by unforeseen setbacks, but in truth we have been blessed to have witnessed God's presence and providence in profound ways. Due to both gains and losses our average attendance at programs and events has remained roughly the same as the previous year, but God has managed to foster closer friendships and weave tighter spiritual bonds within the group. The certainty of our budget was removed, but in response we have experienced greater support from churches and groups within the Florence District (as well as some outside of the district). By all accounts The Francis Marion Wesley Foundation has continued to be a "work in progress," but it has also further established itself as a ministry of which our conference should be proud.

I continue to feel blessed to serve as part of such a vitally important ministry. Spring semester, 2011 has already proven fruitful, and the remainder of the year promises to provide numerous exciting ministry and service opportunities. Thank you again to all of the churches, groups, and individuals who have supported FMU Wesley. Please continue to pray for the future of our program and for the students who are affected by its ministry.

Rev. Ricky Howell, Campus Minister

THE FURMAN WESLEY FELLOWSHIP

This has been a great year at Furman's Wesley Fellowship. As we are all aware, it started with a jolt as we learned that our conference program monies would no longer be available. However, in the true spirit of perseverance, our students stepped up to the plate and worked really hard to do 'more' ministry with 'less;' their spirit was an inspiration to me as we made this year a true success! Our focus this year has been, "Being the Body of Christ, building the Body of Faith." We talked about what it means to be a disciple of Christ in the midst of being a student on campus, by looking at the basic elements of our Christian lives – God, Jesus, the Holy Spirit, and Faith. At the beginning of the second semester, we entertained a series entitled, "Unlikely Praise Songs," which allowed us to look at how the Divine can [and does] speak to us in our common everyday lives. Finally, we ended the year with Donald Miller's series, *Open Table.* One of the hopes of our life and time together is that we can become a true community that seeks to live out the calling of Jesus in our lives. It is our hope that by exploring, wrestling, living, laughing, and loving together we can grow into people of faith. We all need a place where we can be ourselves and our best becomes reality – Wesley Fellowship is that place for not only the students, but also for me as well!

Just a few highlights of the year include:

- Began the year with a gathering of 50+ students as we kicked off our new year.
- During the first month of classes, we visiting four local UMC churches – designed to give students an introduction to local churches in the hopes that they may find a home of worship while at Furman.
- Offered a bible study on Paul's First letter to the Corinthians.
- Offered a Freshmen Small group – designed to help new students assimilate into college life.
- Offered a Senior Small group – designed to provide graduating seniors a place to wrestle with issues of life after college.
- Offered two book studies – *Mere Christianity* [CS Lewis] and *Blue Like Jazz* [Donald Miller].
- Participated in a two day missional outreach to the greater Atlanta area.
- Hosted a Fall Retreat at Lake Junaluska and a Spring Retreat at Lake Hartwell.
- Co-sponsored a campus wide praise and worship event, and opened it to local churches and youth groups.
- Participated in the SCUMC Campus Ministry Retreat
- Sent 10 students and adults over spring break on a mission trip to Jacksonville, FL.

We know that as students get more involved in their classes and other campus events, their time becomes precious; as a result, it is our desire to provide the students many opportunities to be in fellowship, study, worship, and service. In this way, they can easily plug into our group [maybe not everything, though that would be ideal] and continue to grow in their faith and life.

Furman, Greenville, and the UMC are blessed to have such a dedicated group of young leaders who are passionate about their faith and living out that faith in their everyday life. We are truly blessed, and thankful, for all of the love, support, and prayers that we have been afforded by the South Carolina Annual Conference.

Rev. Edward L. McCutcheon, Campus Minister

THE LANDER WESLEY FELLOWSHIP

One of the highlights of my service as campus minister has been the chance to see the spiritual growth in the life of Lander's Wesley Students. They have found ways to put their faith into practice on and off campus in Greenwood.

Two students served at a local church as youth ministry interns for the fall semester. Through this experience, they had the chance to interact with a large youth program, to lead a small group study for high school students and to see what it takes to make a youth ministry function. For both students involved, this opportunity will serve as a platform for their future ministry.

In May 2010, seven students and I took part in the mission's trip to Harlem. The trip was a great chance at building fellowship and camaraderie in the group. It has also helped several students to think in bigger ways about what we can do as a student ministry. The trip also helped to provide the momentum and energy for the Fall 2010 semester. We look forward to similar opportunities and chances with other Wesley Fellowships in the future.

During the Fall Semester, we concentrated on Francis Chan's book, "Crazy Love." It led to some engaging conversations about our relationship with God and what it means to be loved by God.

In October 2010, I moved to serve as the associate pastor of another UMC in Greenwood and that is providing the chance for students to have a "church base" to work from. Students have been able to use the church campus for functions and meetings and it has provided a place for them to meet in a safe and nurturing environment.

Lander's Wesley students have been involved in campus service projects, have purchased gifts for those in need, have worked with youth and children in ministry partnerships, and have served on campus committees and have joined together in worship. To God be the glory for the work at Lander Wesley Fellowship.

Dean Lollis, Campus Minister

THE ORANGEBURG WESLEY FOUNDATION

These all look to you to give them their food in due season; when you give to them, they gather it up; when you open your hand, they are filled with good things. When you hide your face, they are dismayed; when you take away their breath, they die and return to their dust. When you send forth your spirit, they are created; and you renew the face of the ground.

Psalm 104: 27-30 (NRSV)

As this report is being written, we are on the cusp of springtime – even though the chill lingers in the air, signs of new life are evident all around. The psalmist so aptly describes this ongoing process of creation and renewal that encompasses us, and reminds us that we too live by the power of God's renewing spirit. In the same way, the breath of our divine Creator is breathing new life and vitality into the ministries and programs of the Orangeburg Wesley Foundation (OWF).

The Orangeburg Wesley Foundation (OWF) provides full-time Campus Ministry at Claflin University and South Carolina State University. Our aim is to provide holistic, ecumenical, Biblically, theologically and spiritually based ministries and programs to engage and meet the needs of students, faculty, staff and administrators in the Claflin South Carolina Sate campus communities. We seek to fulfill these aspirations by cultivating a spiritual community - sacred, safe, gracious and caring – a "Jesus Ministry" characterized by the following:

- Spiritual Formation through small groups
- Engaging in ministry with the poor; the least of these
- Extending hospitality to God's people
- Faith in action: living, showing and practicing or beliefs

Report of Activities

Our efforts have been concentrated in three areas: 1) being a visible presence to, connecting with, and engaging students in the Claflin and South Carolina State University campus communities; 2) initiating community and relationship building efforts on both campuses and in the greater Orangeburg area, and 3) reorganizing the OWF Board of Directors and instituting a viable administrative and fiscal infrastructure of the ministry. In practice, these activities include, but are not limited to the following:

A. Freshman University Fair (Freshman orientation) - at SC State University on August 13, 2010. Approximately 300-400 students were in attendance.
B. **Chattin' at the Caf' (**Claflin and South Carolina State.) - At these informal encounters, I spent the lunch hour meeting and greeting students. Approximately 30-40 student encounters. Input gathered from students at SCSU led to chartering a student organization (the preferred method for religious entities to garner student involvement at this state facility), called ***BASIC.***
C. **BASIC** *(***B**elief- based **A**ction and **S**tudy through **I**nteraction in **C**ommunity) - offers students the opportunity for spiritual growth and development based on dialogue in community, with the ultimate goal of preparing students to go out into the world grounded in a sense of their own beliefs, values, and a commitment to serve as God calls them. The central focus is dialogue ***and*** mission – truly faith in action. 10 students signed on as chartering members.
D. Holiday and end of semester celebration, "A Perfect Holiday" was featured in January issue of *The Advocate.*

Expanding Our Missional Efforts

We are pleased to be a recipient of a Belin Trust grant to expand our missional efforts at the OWF. Titled "The World is My (Cyber) Parish", this grant consists of three areas of ministry focus. **Tea for the Soul** will be student led, campus based mission to faculty, staff and administrators at Claflin and South Carolina State Universities. As an act of service and hospitality, students will serve tea and light refreshments to staff persons throughout the various academic and administrative departments. **Spiritual/ Cyber Technology Club** is a technology mission field consisting of an online student community that applies technology to faith. In this cyber community, the Orangeburg Wesley Foundation will connect with and engage students via a variety of technologies. **Cyber Café** represents a second aspect of the technology mission field. A Cyber Café which will be established in the Orangeburg Wesley Foundation facility aims to create a comfortable gathering space that is conducive for study, research and fellowship.

With gratitude I am pleased to report that our endeavors in fundraising and interpretation continue with tangible results. Board members, local churches in both Orangeburg and Walterboro Districts and other supporters of the OWF made cash

donations; another supporter donated a large screen TV; and volunteers gladly assisted with facility and ministry needs. Significantly, through the generosity of Claflin University the OWF received both equipment and technical support to meet critical technology needs of the ministry.

With a long history of service in the greater Orangeburg community, the Orangeburg Wesley Foundation is going forth, by the power of God's renewing spirit, to rebuild and rebrand its ministry to the present context. Grounded in the belief that the church is the people of God in mission to the world, the Orangeburg Wesley Foundation continues its work within the Claflin and South Carolina State campus communities, emphasizing faith and belief in action - living and practicing their core beliefs and values for the world to see.

As I continue in this ongoing process of growth and renewal, with full faith and trust I expect the spirit of God to breathe new life, vitality and abundance into the ministries, programs and activities of the Orangeburg Wesley Foundation, and that we will grow and expand into a flourishing campus ministry!

Peace,

Reverend Genova McFadden, Director/Campus Minister

THE WINTHROP WESLEY FOUNDATION

The Winthrop Wesley Foundation has had a really exciting school year! We've gone on mission trips to the CDCA in Managua, Nicaragua, Bahamas Methodist Habitat, and the United Methodist Relief Center. We've participated in a joint Mission Week in Harlem with the other campus ministries from around the state talking about "Urban Poverty and Gentrification" through the United Methodist Seminar Program and we returned to New York again over Fall Break for a seminar focusing on "Human Trafficking." These larger trips supplement weekly service opportunities in the Rock Hill area and other larger on-campus events like Hunger Week which got over 450 students involved in different activities like a 42,000-pound potato drop through the Society of St. Andrew or a screening of the movie "Bananas!" that highlighted justice issues across the global market of food production. We also hosted the York County CROP Walk that raised over $30,000 (with over $6,000 from student groups and 500+ Winthrop students participating). Over Spring Break we joined with the Arizona State and Northern Illinois Wesley Foundations for a seminar in Washington, DC on "Labor Trafficking and Immigration."

The students are busy learning and growing inside and outside of the classroom. Besides service and outreach, Winthrop Wesley also offers weekly worship and Holy Communion, a weekly home-cooked meal provided by amazing churches in the Rock Hill district, praise and different spiritual formation programs, and a free pasta meal open to all in the community. We also attend retreats, build community and discipleship in small groups, and enjoy fellowship. Whenever the students are asked to describe Wesley, words like "home," "safe," "family," "community," and "church" often creep in. Our hope is that we can be that important fellow journeyer as the students wrestle and change and grow and discover and develop.

I've been asked many times over the past couple of months how the change in our program funding from the Annual Conference has affected Wesley. Unless all the districts come in at 100% apportionments, campus ministries will no longer receive any program or property support. So what does that mean for us? Prior to this year Winthrop Wesley received about 15% of our operating budget from the Annual Conference. We now depend heavily on year-round giving, because those of us with buildings need monthly support for utilities and other related expenses. Our center is one of our greatest strengths on campus – student groups use it, we host special campus events and a monthly faculty-staff lunch, and students have a secure and hospitable place to go any time they need. There are students and faculty/staff that use our prayer room even though they may have no direct tie to the United Methodist Church or our regular programming. It's a ministry.

After all, with the outcry over our aging church population and clergy, and so much lip service to engaging emerging generations, how are we actually plugging these folks in? Camps and Retreat Ministries, Youth Ministries, Salkehatchie, Chrysalis, Lay Speaking Ministries, Campus Ministry, all of the ways that the connection is being the hands and feet of God all over our world. Our apportionments should be a reflection of how we are making disciples for Jesus Christ. When our campus ministries are equipping people for ministry in rich, meaningful and outside-the-box ways, we need to pay attention to that. When a young adult who grew up in the Catholic church but started coming to a Wesley Foundation decides to respond to a call to ministry in our United Methodist Church – a smart, dynamic, gifted young person – that is exciting! It's beyond exciting. That's the next generation. That's right here and right now. As someone who grew up in this conference and feels like this is where my heart is, I believe that we have to invest our resources into these transformative ministries where people begin to build and grow in community that doesn't just stagnate, but is alive and real and growing.

I have been amazed and in awe of how many people have stepped out in faith to support our campus ministries. Some have been our young alumni who are in seminary, working on PhD's, or working several part-time jobs just to pay their rent; and, yet, they're giving what they can to provide the same experiences to students today that they had. I am thankful. I am thankful for the support of so many individuals, Sunday school classes, and churches. I am also hugely thankful to all of the churches that paid their apportionments and fund the salaries and benefits of all of our campus ministers. Although losing the program funding is challenging, we are still incredibly thankful for the continued support of our ministries. Thank you for partnering in ministry with us. Thank you for your prayers. Thank you for opening your hearts, communities of faith, and the leadership in your churches to young adults.

Grace and Peace,

Rev. Narcie M. Jeter, Campus Minister

THE BOARD OF LAITY

The Conference Board of Laity held three meetings during the year. We continued to work to help this conference in its efforts to make disciples for Jesus Christ to transform the world. We welcomed several new members to the Board, Betty Kay Hudson, as chairperson the Spiritual Formation Task Group, Max Jackson as Hartsville District Lay Leader, Linda DuRant as President of United Methodist Women and Dale Sherrin as President of United Methodist Men. In addition, the Board of Laity welcomed the action of the 2010 Annual Conference which named Barbara Ware as the Associate Conference Lay Leader.

During the year the Conference Lay Leader relinquished his position as President of the Southeastern Jurisdiction Association of Annual Conference Lay Leaders but was elected to serve as chairperson of the Southeastern Jurisdiction Committee on Coordination and Accountability. He attended meetings with the Extended Cabinet which provided opportunities to keep the Cabinet abreast of the workings of the laity, and worked to continue efforts of partnership between clergy and lay. The Executive Committee of the Board developed a document, the 2012 *General and Jurisdiction Conference Handbook for Delegates,* to assist both lay and clergy members interested in being a delegate to General Conference. The document is on the Board's website.

The District Lay Leaders were instrumental in conducting the Delegate Training Session for election of delegates to General and Jurisdiction Conferences. District Lay Leaders also attended Clergy Set-Up meetings, some Charge Conferences and were actively involved in learning about the Structure Proposal and the Conference Budget (apportionment payment). The Conference Lay Leader and the Columbia District Lay Leader (Brenda Hook) serve as members of the Lake Junaluska Assembly Board of Directors.

Task Group leaders continued their work in areas of (1) Communications and Networking, (2) Laity Convocation, (3) Lay Speaking (4) Leadership Development, (5) Spiritual Formation, and (6) Stewardship. A summary of their activities follows:

Communication and Networking (Rhonda Jones) – Our goals are to (1) advise and assist the Board of Laity Task Groups in utilizing communication tools and network systems available to them in the conference, districts and local churches, (2) partner with the Board of Laity Task Groups to design educational resources and training opportunities for communication and networking, and (3) identify new and strengthen existing networks between the Board of Laity Task Groups and the laity.

Working with the Director of Information Technology, Jim Crews, District Lay Leaders in every district have been assigned conference emails, providing the laity with another connection for the sharing of information that directly links to the conference through the district.

It is our desire to continue working with the Director of Communications, Matt Brodie, to update each Board of Laity Task Group webpage and keep information current and relevant. A survey will be developed available to all local churches in the fall of 2011. The purpose of the survey is to assess the local church's specific communications tools and networking processes allowing the Board of Laity to streamline how they connect and communicate with the laity of the local church.

For the second year the Task Group will provide, at the 2011 Annual Conference, resources specific to each Task Group available at the Board of Laity Ministries Table. It is also our desire to offer three workshops at the 2011 Laity Convocation, July 29–31, 2011.

The Task Group on Communications and Networking is very grateful to the District Communicators, who assisted in promoting Board of Laity Ministries over the past year. We are equally grateful for strengthening the relationship with the staff of The Advocate and the new editor, Jessica Connor, as they too have been essential in our progress as we strive to achieve our goals. We look forward to the upcoming year as we continue to partner together in ministry.

The Task Group membership has decreased since our last Annual Conference and we would like take a moment to express our sincere appreciation to Tommy Moore for his hard work as we planned and embarked on our first year of service to the Board of Laity and the SC Annual Conference. To the remaining members, John Allgood, Rev. Carleathea Benson, Matt Brodie, Micheal Cheatham, Lisa Livingston, Donald Love, Joy Preveaux, Darrell Ricketts, Marlene Spencer, Rev. Neal Woods, and our newest member, Betty Kay Hudson, we have a tremendous amount of work ahead but with God's help and by His grace we will continue to work together for the equipping of the saints for ministry, discipleship and transformation of the world.

Laity Convocation (Lisa Livingston) – was held July 11-13, 2010 at Lake Junaluska. Bishop Woodie White served as our inspirational worship leader. Sixteen outstanding workshops were offered and participants rated them as such. Fellowship activities included an ice cream social and a watermelon cutting. The Junaluska Singers entertained us with an hour long concert Saturday afternoon. All who joined us thoroughly enjoyed a beautiful weekend of personal enrichment and practical ideas.

In 2011, we are partnering with youth ministries to hold our two conferences simultaneously at Lake Junaluska, July 28-31. Dr. Mike Slaughter, Ginghamsburg UMC, in Ohio will be our guest worship leader and the Junaluska Singers are again under contract with us for performance. We are anticipating a top notch weekend and look forward to your attendance.

Lay Speaking Ministries (Michael Cheatham) **–** The South Carolina Conference Committee on Lay Speaking Ministries reports that all of our districts are actively engaged in the mission of Lay Speaking Ministries; that of equipping laity to respond to God's call to be in mission and ministry to God's children, and to be in service to God's church.

Schools in all twelve districts have had great attendance with several reporting record numbers. The Hartsville district had their first Youth Leadership training program in October, 2010, and Greenville and Spartanburg are planning a joint event for 2012.

The South Carolina Conference will host the 2011 Gathering of the Southeastern Jurisdiction Association of Directors of Lay Speaking Ministries, July 14-16, 2011, at Columbia College. We are excited for this opportunity to showcase our ministries in South Carolina and to also showcase one of our outstanding institutions of higher learning.

Lay Speaking Ministries is a well-established continuing education program in the United Methodist Church. Lay Speakers can trace their roots to John Wesley. In the earliest days of Methodism, exhorters, as they were called, filled empty pulpits and served local churches while the clergy rode the circuit. The term Lay Speaker was first used in the late 1930's and the *Book of Discipline* changed over the ensuing years, first using both exhorter and lay speaker, before settling on lay speaker.

Lay Speaking Ministries provide opportunities for local churches to develop effective leadership among their laity. Lay Speaking Ministries' current curriculum offers courses to equip laity to respond to God's call in many ways. And while some lay speakers are called to be in service to the church as "pulpit supply", the primary focus of Lay Speaking Ministries is the development of strong and effective lay leadership.

Heritage and Leadership Development (John Allgood) **–** LeadershipNext, the comprehensive leadership development process designed by the Task Group on Heritage and Leadership Development, had its second six-session seminar from January to June of 2010 in the Walterboro District. Fourteen local church leaders, including three from the Florence District, were training to be more effective Christians and leaders in their local churches and beyond.

In 2011, the Walterboro District is offering its third class with 10 participants and the Columbia District is offering its first class with 13 participants. The long range goal is to train 100 local church leaders in each district in a ten-year period.

Feedback from the 25 persons who took LeadershipNext prior to 2011 has been most praiseworthy with many saying the materials, class discussions, and interactions between students and instructors has brought transformation not only in their lives but in how they view the church and their role in it.

The Task Group is continuing to work to get all twelve districts to begin and continue the LeadershipNext seminars. Cost has been a concern of some persons and churches, but the impact on the churches that have sent persons to the seminars has been significant.

LeadershipNext is available in an electronic format both for students and instructors. Each district is being supplied with a flash drive containing all the materials for the six seminars.

The Task Group is continuing to seek ways to improve the development and understanding of our local church leaders.

Spiritual Formation (Betty Kay Hudson) **–** sponsored a workshop on Spiritual Gifts titled *Spirit Gifts: One Spirit, Many Gifts* in the spring of 2010 with a follow up session in November, 2010 for those representatives identified by the districts as leaders to bring the workshop back to each district. Eighty five were in attendance at the original meeting and 20 participants from around the conference were trained at the follow up session. Now, nearly every district has one or two trained leaders to present this important workshop to local churches in order to strengthen the spiritual lives of our congregations. Each representative was given a computer presentation developed by Cathy Joens from material Patricia Brown, presenter, provided.

Sacred Steps: Seeking God's Will Together, a one-day workshop, was held November 18, 2010 at Ashland United Methodist Church in Columbia. The workshop guided church leaders in the process of learning to seek God's will in a corporate environment. This workshop explored the meaning and motivation of Christian discernment. Participants gained an understanding and practiced the ten steps in a discernment process within the church setting. Rev. Jim Arant was the presenter. A second conference was held Jan. 22, 2011 in Bamberg, SC. Evaluations were excellent. The Task Group also sponsored several sessions at the 2010 Laity Convocation.

The Spiritual Formation Task Group is planning *Spiritual Practices*, a one day conference slated for October 15, 2011. This conference will feature a key note speaker, breakout sessions, labyrinth, prayer room, and lunch. Our congregations have a hunger for deep spiritual practices and this conference will present many individual practices such as walking a labyrinth, centering prayer, praying the Scriptures (Lectio Divina), praying with guided meditations, fasting, praying the hours, living a simple life, living contemplatively, tithing, and service.

The Five Day Academy for Spiritual Formation, 2012 is in the developing stage with a planning retreat set for the fall of 2011. The Academy is designed to provide a setting where a spiritually disciplined community of lay and clergy can open their lives to receive God's love and grace.

Members of the Spiritual Formation Task Group are: Rev. Jim Arant, Rev. Nellie Cloninger, Williamae Mackey, Rev. Todd Davis, IV, Rev. Sandra King, Earline Powell, Rev. Kathryn Scarborough, Dr. Robert Barrett, Suzy Speas, Rev. Mary Johnson, Mary Lynn Peterson, Betty Kay Hudson.

Stewardship (Donald Love) – During the past year, the Stewardship Task Group has continued to seek ways to effectively promote the importance of stewardship in every Christian's life. We have worked at reaching several goals established by our committee for 2010 and have established stewardship promotion goals for 2011 that we would like to see realized as we seek ways to assist churches throughout our conference.

Workshops have been conducted at various district job function events by task group members, pastors and other laity with an interest in helping others in this important ministry. The task group continues to offer this resource for 2011. We also expect to offer stewardship workshops at the 2011 Laity Convocation in July as were offered at previous Laity Convocations at Lake Junaluska, NC.

Task Group members have created a resource CD which includes two power point presentations - various articles on Stewardship and links to many popular stewardship websites. This informational CD was created for those who attend our stewardship workshops in 2011 for use in developing and planning their stewardship efforts in the local congregations.

The Stewardship page on the Board of Laity website continues to be improved with additional information to assist anyone searching for resources to help them in their stewardship ministry.

The Stewardship Alive Manual is available for download from the website and a new chapter entitled "Year Round Stewardship" is expected to be completed and added to this resource in 2011.

Our task group's primary objective continues to be; "to provide key information and resources for individuals and churches to help reach our full potential as stewards of the mysteries and gifts of God."

"Think of us in this way, as servants of Christ and stewards of God's mysteries. Moreover, it is required of stewards that they be found trustworthy." (1 Corinthians 4:1-2, NRSV)

Joseph E. Heyward, Ed. D., Conference Lay Leader

THE BOARD OF ORDAINED MINISTRY

As chair of the South Carolina Conference Board of Ordained Ministry, I am pleased to report that we continue to affirm God's call to ministry in many gifted servant leaders. 2010 was a very active and productive year for the Board of Ordained Ministry. A significant amount of time, energy, action, and resources have been given to the United Methodist Church's emphasis on "*Developing Principled Christian Leaders for the Church and the World."*

The primary purpose of the Conference Board of Ordained Ministry continues to be the recruitment, examination, and credentialing of candidates for ordained ministry. District committees on ministry extend the work of the conference board by guiding persons in the candidacy process and reviewing the progress and work of clergy called to licensed ministry. In all these matters, the primary objective of our communal life and work is to bring honor and glory to God's name and well being to God's church.

Our local churches need leaders. We need persons who are above all else faithful disciples of Jesus Christ, and who are called, equipped, and sent. This is not a time for leaders who are ambivalent, reluctant or unwilling to walk forward in humility and courage following the example of Christ.

We need leaders who will settle for nothing less than excellence in and from themselves, and thus by their example and ability can call this forth in the life and ministry of the congregations and extension ministries where they serve. We are committed to doing everything in our power to foster a culture of leadership in which excellence is the standard, and fruitful discipleship is the hallmark.

Because of the faithfulness and generosity of local churches in paying apportionments in 2010, the board has been able to assist no fewer than 101 persons at 10 different university senate approved seminaries with the cost of funding their theological education in the amount $187,180! We further rejoice that the recipients of these resources are local pastors and seminarians. We have been able to offer these resources through the Ministerial Education Fund.

We are pleased to recommend 12 candidates for provisional membership and commissioning, and 19 candidates for full membership and ordination. These persons have been nurtured through the candidacy process and have shown themselves ready and effective for a life of commissioned, or ordained ministry.

We also celebrate the journey of persons called to serve the church through the process of licensed ministry at this particular moment in their journey. Today, we recognize those persons who have completed the School of Pastoral Ministry (formerly Licensing School) and now offer themselves for service in Christ's holy church as first time licensed local pastors. We also want to recognize the following persons who have completed the five year Basic Course of Study in 2010: Brenda Washington, Barbara Segars, Joshua Gaskins, Hal Johnson, Ron Towery, Mary Snowden, and Alfonzo Jones.

Beginning in 2012, The Board of Ordained Ministry has added two additional weekends (16 hrs each weekend) to our one week School of Pastoral Ministry (48 hours) offered in May. The addition of these hours will bring our School of Pastoral Ministry into compliance with the requirements of the General Board of Higher Education and Ministry which establishes guidelines for our Conference Board of Ordained Ministry.

The Board of Ordained Ministry through the recruitment and enlistment committee is continuing to cultivate and strengthen the relationships between the annual conference and our seminarians through on going visits to seminaries by representatives from the Board of Ordained Ministry in addition to visits by the Cabinet.

The Board of Ordained Ministry has earmarked funds for candidates and seminarians from this annual conference to participate in a summer ministerial internship experience in SC. This year, there are three interns and three partner congregations participating in this ministry.

Ministerial Intern	Partner Congregations	Pastors
Ben Burt Lutheran Theological Southern Seminary	John Wesley UMC Charleston	The Revs. Gary Phillips & Laura Canine
Kayla Harward Duke Divinity School	Central UMC Florence	The Revs. Stephen & Cynthia Taylor
Zachary Dillard -Candler School of Theology	Trinity UMC Orangeburg	The Rev. Larry McCutcheon

Policy Guidelines Proposed Amendments

Each year, the Board reviews the policy guidelines of the Board of Ordained Ministry and offers to the Annual Conference recommendations for review, action, and adoption. Upon their adoption by the annual conference, these changes will be posted on the conference website on the Clergy Services page under Board of Ordained Ministry Policy Guidelines. The following three changes are presented to the annual conference for its consideration and action:

First:

XIX B- (Page 13 in Policy Guidelines)

B. Additional requirements in the S.C. Conference:

Delete the following:

12. ~~When any candidate seeks a status which requires the completion of the 24 hours of basic graduate theological studies, at least one-half of the 24 semester hours shall be completed in the same seminary on campus. One-fourth of the 24 seminary hours may be taken as independent study from an accredited seminary approved by the University Senate.~~

Replace with:

12. Distance Education rules shall be the same as the policy announced by the University Senate. In January 2011, the University Senate announced the following rules: All United Methodist seminaries and Asbury Theological Seminary shall be allowed to offer two-thirds of the Master of Divinity degree online, with one third of the degree required to be in residence. The only "online courses" allowed to count toward a degree for a candidate seeking ordination in The United Methodist Church shall be those offered by one of the 13 official United Methodist seminaries and Asbury Theological Seminary.

Second:

On Page 26 in the Policy Guidelines:

Delete #5 in **Provisional Membership Checklist** under qualifications for election:

~~5. **Elder track candidates must have** completed a minimum of 24 semester hours of graduate theological studies in the courses specified in Par. 324.4a. At least one-half of the 24 semester hours shall be completed in the same seminary on campus. One-fourth of the 24 semester hours may be taken as independent study from an accredited seminary approved by the University Senate.~~

Third:

Motion: Change the name of the Licensing School to "School of Pastoral Ministry"

The members of the conference board along with members of the district committees have exhibited great leadership, integrity, and character throughout the course of year. I am grateful for their commitment and dedication to this important work.

Finally, the work of this Board would be impossible without the outstanding support that we receive from the Rev. Tim Rogers, Coordinator of Clergy Services, and Mrs. Bonnie Speas, the administrative assistant to that office. These persons go above and beyond the call of duty in making effective the work of the Board of Ordained Ministry and deserve our gratitude. May God prosper the work of our hands for the sake of God's great kingdom!

Bishop Taylor in response to business question 17 or ¶ 604.4, 605.6- Are all the clergy members of the conference blameless in their life and official administration? The answer is, "Yes, with the exceptions which have been noted or acted upon in the clergy session held earlier today, Thursday, June 10, 2010."

Respectfully submitted,
Kenneth L. Nelson, Chair

THE BOARD OF PENSION AND HEALTH BENEFITS

PENSION SECTION

Report Number One

A. The Board of Pension and Health Benefits requests that the South Carolina Annual Conference fix $691 per service year as the rate for annuity payments to retired ministers. (This rate was $677 for the year 2011.) This shall include service annuity credits approved prior to January 1, 1982**.** An eligible surviving spouse shall receive 75% of the formula benefit upon the death of the participant.

B. The Board of Pensions requests that direct billings to salary paying units be made to give the Board of Pension and Health Benefits (The Pension Fund), $6,365,567.00 for the pension program of the South Carolina Annual Conference for the fiscal year ending December 31, 2012, and that this sum be apportioned or billed to the charges of the South Carolina Annual Conference.

C. **Resolutions Relating to Rental/Housing Allowances for Active, Retired or Disabled Clergypersons of the South Carolina Annual Conference**

The South Carolina Annual Conference (the "Conference") adopts the following resolutions relating to rental/housing allowances for active, retired, or disabled clergypersons of the Conference:

WHEREAS, the religious denomination known as The United Methodist Church (the "Church"), of which this Conference is a part, has in the past functioned and continues to function through ministers of the gospel (within the meaning of Internal Revenue Code section 107) who were or are duly ordained, commissioned, or licensed ministers of the Church ("Clergypersons");

WHEREAS, the practice of the Church and of this Conference was and is to provide active Clergypersons with a parsonage or a rental/housing allowance as part of their gross compensation;

WHEREAS, pensions or other amounts paid to active, retired, and disabled Clergypersons are considered to be deferred compensation and are paid to active, retired, and disabled Clergypersons in consideration of previous active service; and

WHEREAS, the Internal Revenue Service has recognized the Conference (or its predecessors) as the appropriate organization to designate a rental/housing allowance for Clergypersons who are or were members of this Conference and are eligible to receive such deferred compensation;

NOW, THEREFORE, BE IT RESOLVED: THAT an amount equal to 100% of the pension or disability payments received from plans authorized under The Book of Discipline of The United Methodist Church (the "Discipline"), which includes all such payments from the General Board of Pension and Health Benefits ("GBOPHB"), during the year 2010, 2011, and 2012 by each active, retired, or disabled Clergyperson who is or was a member of the Conference, or its predecessors, be and hereby is designated as a rental/housing allowance for each such Clergyperson; and

THAT the pension or disability payments to which this rental/housing allowance applies will be any pension or disability payments from plans, annuities, or funds authorized under the Discipline, including such payments from the GBOPHB and from a commercial annuity company that provides an annuity arising from benefits accrued under a GBOPHB plan, annuity, or fund authorized under the Discipline, that result from any service a Clergyperson rendered to this Conference or that an active, a retired, or a disabled Clergyperson of this Conference rendered to any local church, annual conference of the Church, general agency of the Church, other institution of the Church, former denomination that is now a part of the Church, or any other employer that employed the Clergyperson to perform services related to the ministry of the Church, or its predecessors, and that elected to make contributions to, or accrue a benefit under, such a plan, annuity, or fund for such active, retired, or disabled Clergyperson's pension or disability as part of his or her gross compensation.

NOTE: The rental/housing allowance that may be excluded from a Clergyperson's gross income in any year for federal income tax purposes is limited under Internal Revenue Code section 107(2) and regulations there under to the least of: (1) the amount of the rental/housing allowance designated by the Clergyperson's employer or other appropriate body of the Church (such as this Conference in the foregoing resolutions) for such year; (2) the amount actually expended by the Clergyperson to rent or provide a home in such year; or (3) the fair rental value of the home, including furnishings and appurtenances (such as a garage), plus the cost of utilities in such year.

D. For 2012, each institution, organization or district to which a minister is appointed and enrolled shall pay to the South Carolina Annual Conference Board of Pension and Health Benefits an amount equal to $578 per month for Full Time Equivalent for the Defined Benefit portion of the Clergy Retirement Security Plan (CRSP) for clergy (including deacons) who

are under Episcopal appointment (receiving compensation) at a local church, charge, conference or conference-responsible unit or entity related to the South Carolina Annual Conference. (This rate was $578 per month for the year 2011.) An amount equal to 3.0% of the appointed participant's Plan Compensation shall be paid for the defined contribution portion of the CRSP. An amount equal to 3.0% of the appointed participant's Plan Compensation, limited by 200% of the Denominational Average Compensation shall be paid for Comprehensive Protection Plan funding or other benefit plan. Such payments shall be made for each minister so appointed, and paid monthly in equal payments each month during the year 2012, or in advance for monthly crediting in twelve equal installments from deposits made in the Deposit Account of the South Carolina Annual Conference with the General Board of Pension and Health Benefits, by the treasurer of the South Carolina Annual Conference. In the event that monthly credits to the minister in appointment's Church Account exceed the funds deposited for the minister in special appointment, an interest charge made at 12% per annum shall be made. This interest payment is due the following month with interest charges on a daily factor until the institutional account of the minister under appointment is current.

For the purposes of this section, the Bishop and the Cabinet have established the following for guidelines as to the full or part time status of an appointment to determine FTE status by working quarters:

a. Full time appointments are assumed to be full time in service. Defined Plan Compensation cannot be less than the 2012 CPP and Health Benefits threshold of $37,669.
b. Three Quarter time (3/4) for members means Plan Compensation is no less than 60% of the DAC (the CPP and Health Benefits threshold of $37,669). Service time is no less than 35 hours per week. Paid vacation time is limited to three weeks annually.
c. One half time (1/2) for members means Plan Compensation is no less than 40% ($25,112) of the DAC, service time of no less than 28 hours per week. Paid vacation time is limited to two weeks annually.
d. One quarter (1/4) time for members means Plan Compensation is no less than 20% of the DAC ($12,556). Service time of no less than 15 hours per week. Paid vacation time is limited to one week annually.
e. Part-time local pastor (3/4) means Plan Compensation is no less than 60% of the DAC (Health Benefits threshold of $37,669). Service time is no less than 35 hours per week. Paid vacation time is limited to three weeks annually.
f. Part-time local pastor (1/2) means Plan Compensation is no less than 30% of the Annual Conference Average Compensation ($20,759). Half time local pastor means service can be no less than 20 hours per week with two weeks paid vacation.
g. Part-time local pastor (1/4) means Plan Compensation is less than $20,188 (30% of the Annual Conference Average Compensation). Service time can be less than 20 hours per week with one week paid vacation.

E. The fiscal year of the Board of Pensions shall be the same as that of the South Carolina Annual Conference.

F. The Board of Pension and Health Benefits authorizes one time moving expense reimbursement grants, not to exceed $1,500, and including up to $350 in verified packing expenses, for newly incapacitated ministers receiving CPP Incapacity Benefits, surviving spouses of ministers or newly retired ministers in benefit, moving from the parsonage provided by the charge. Persons moving must file for the one time reimbursement grant not later than 90 days after first reception of pension or disability benefits and may use the funds for moving expenses and/or for connection/tap on or hook up fees in the new residence.

Report Two
2012 Pension and Welfare Operating Budget

Requirement	**2011 Budgeted**	**2012 Estimated**
Past Service Payment		
Clergy Retirement Service Plan (CRSP)		
Defined Benefit Amount	4,143,169.00	4,143,169.00
CRSP Defined Contribution (3%)	1,315,981.00	1,315,981.00
CRSP CPP (3%) or Benefits Funding	1,298,415.00	1,298,415.00
Clergy Transition*	154,920.00	154,920.00
Grants/Contingency*	30,000.00	30,000.00
Total Estimated Requirement	6,942,485.00	6,942,485.00
Estimated Income		
**UM Publishing House	0	0
Institutional Payments	391,998.00	391,998.00
Apportionment*	184,920.00	184,920.00
Direct Bill Payments	6,365,567.00	6,365,567.00
Total Estimated Income	$6,942,485.00	$6,942,485.00
***Amount to be apportioned**		
Clergy Transition*	124,920.00	124,920.00
Grants/Contingency*	30.000.00	30,000.00
TOTAL APPORTIONED PENSIONS	$154,920.00	$154,920.00

* To be apportioned
**The Bishops have asked that Jurisdictional Conference Publishing House Distributions be directed to Central Conferences to fund pension programs.

Report Three

South Carolina Annual Conference Funding Plan

For Supplement One to the Clergy Retirement Security Program

A. As of January 1, 2009, for 2011

The 2011 Past Service Rate (PSR) is $677, or .98% of the Conference Average Compensation (CAC). We expect future Past Service Rates to increase by an average of less than 2% per year.

As of January 1, 2009 for 2011, assuming 2% annual Past Service Rate increases, the General Board of Pension and Health Benefits actuarial valuation of the plan for the Conference shows more assets than benefit obligations. The funding plan is summarized below:

Current Plan Funding	$ 70,381,330
Supplement One Liability	(64,063,179)
A PSR Increase of 2.0%	
Funding Surplus as of January 1, 2009	$6,318,151
Ratio	110%
Assuming 7.0% interest and the RP 2000 Mortality Table	

B. As of January 1, 2010, for 2012

The 2012 Past Service Rate (PSR) is $691, or 1.00% of the Conference Average Compensation (CAC). We expect future Past Service Rates to increase by an average of less than 2% per year.

As of January 1, 2010 for 2012, assuming 2% annual Past Service Rate increases, the General Board of Pension and Health Benefits actuarial valuation of the plan for the Conference shows more assets than benefit obligations. The funding plan is summarized below:

Current Plan Funding	$ 81,242,390
Supplement One Liability	(63,643,717)
A PSR Increase of 2.0%	
Funding Surplus as of January 1, 2010	$17,598,673
Ratio	128%
Assuming 7.0% interest and the RP 2000 Mortality Table	

Herman B. Lightsey, Jr., Chairperson
Sherry Eisom, Secretary

(See letter next page)

ACTUARIAL OPINION ON REPORT THREE
OF REPORT OF CONFERENCE BOARD OF PENSION AND HEALTH BENEFITS

GENERAL BOARD OF PENSION AND HEALTH BENEFITS
OF THE UNITED METHODIST CHURCH

Caring For Those Who Serve

1901 Chestnut Avenue
Glenview, Illinois 60025-1604
800-851-2201
www.gbophb.org

April 7, 2011

VIA EMAIL
David L. Anderson
South Carolina Annual Conference
P.O. 3787
Columbia, SC 29230

RE: 2011 and 2012 Funding Plans for the South Carolina Annual Conference

Dear Mr. Anderson:

Attached is a copy of the funding plans for 2011 and 2012 submitted for the portion of Supplement One to the Clergy Retirement Security Program attributable to the South Carolina Annual Conference.

The total liabilities as of January 1, 2009, for 2011 and for January 1, 2010, for 2012 is $64,063,179 and $63,643,717, respectively, based on the following key actuarial assumptions:

- 7.0% interest
- RP-2000 mortality table
- Past service Rate of $677 for 2011 and $691 for 2012
- 2.0% average increase in the Past Service Rate

In the opinion of The General Board of Pension and Health Benefits of The United Methodist Church, the attached funding plan meets the funding requirements of Paragraph 1506.8 of *The Book of Discipline of The United Methodist Church 2004*. This opinion applies only to the attached funding plan.

Sincerely,

Jeanne Featherstone

Jeanne Featherstone
Actuarial Services

cc: Herman B. Lightsey, Jr., Chairperson, Conference Board of Pension and Health Benefits, South Carolina Annual Conference
Ross Lundstrom, General Board of Pension and Health Benefits

Enclosure

THE BOARD OF PENSION AND HEALTH BENEFITS

GROUP INSURANCE SECTION

Report Number One

The insurance program of the South Carolina Conference is designed to provide its eligible employees (as defined herein), and their eligible dependents**,** with a comprehensive plan for major medical benefits and a Medicare supplement. The following are eligible for coverage under the program:

1. Those fully employed and funded by a local church either as Elders in Full Connection, Deacons in Full Connection, Associate Members, Full Time Local Pastors, Provisional Elders, Provisional Deacons, Provisional Deacons/1992, Diaconal ministers related to and serving a local church within the South Carolina Annual Conference and included in the Hospitalization and Medical Expense Program Adoption Agreement.
2. Ministers who are full time employees of and funded by the Annual Conference boards, councils or agencies.
3. District Superintendents.
4. Students appointed as full time local pastors appointed to and funded by a charge within the boundaries of the Annual Conference and actively at work.
5. Lay persons who are full time employees of and funded by the Annual Conference.
6. Retired clergy who have been under full time appointment to a local church with pension responsibility by the South Carolina Annual Conference, and who are immediately eligible to receive pension or incapacity benefits, and who have participation in the active group health plan of the South Carolina Annual Conference, the last ten (10) years of which were continuous and consecutive, shall be eligible for participation in the retiree health care program of the Annual Conference.
7. Retired lay employees who have attained age 62 and have been full time employees of the South Carolina Annual Conference or a local church of the South Carolina Annual Conference, and who are immediately eligible to receive United Methodist pension or incapacity benefits, and who have participation in the active group health plan of the South Carolina Annual Conference, the last ten (10) years of which were continuous and consecutive, shall be eligible for participation in the retiree health care program of the Annual Conference.
8. Those retired clergy or incapacitated employees, referred to herein as lay persons, immediately eligible to receive pension or disability benefits from the General Board of Pension and Health Benefits at the beginning of the month following the month in which the retired relation or disability leave with disability benefits takes place, and who had a minimum of ten (10) continuous and consecutive years of active participation in the South Carolina Annual Conference group health plan at the time of retirement or the granting of Basic Protection Plan incapacity benefits by the General Board of Pensions, and their respective spouses.
9. Ordained ministers from other United Methodist Annual Conferences and ordained ministers from other Methodist denominations, and other denominations, under Episcopal appointment fully employed and funded by a local church or charge of the South Carolina Annual Conference under the provisions of Paragraphs 346.1 and 346.2 of the 2008 Book of Discipline.
10. Full-time employees, and their eligible dependents, enrolled and funded by a local church of the South Carolina Annual Conference currently meeting the underwriting guidelines of the South Carolina Annual Conference group insurance plan. The salary-paying unit must establish the funding basis with the Annual Conference on the current advanced premium.
11. Funding for the group insurance plans upon retirement in benefit from the South Carolina Annual Conference shall be based on full time employment by the Annual Conference, full time appointment to a local church or eligible extension ministry with pension responsibility by the South Carolina Annual Conference, and shall be based on the following schedule:

10 continuous years of appointment and participation in the active plan	0%
11 continuous years of appointment and participation in the active plan	10%
12 continuous years of appointment and participation in the active plan	20%
13 continuous years of appointment and participation in the active plan	30%
14 continuous years of appointment and participation in the active plan	40%
15 continuous years of appointment and participation in the active plan	50%
16 continuous years of appointment and participation in the active plan	60%
17 continuous years of appointment and participation in the active plan	70%
18 continuous years of appointment and participation in the active plan	80%
19 continuous years of appointment and participation in the active plan	90%
20 continuous years of appointment and participation in the active plan	100%

The categories of eligibility **1 – 11** listed above are categories of access to the group insurance plan of the South Carolina Annual Conference. Funding of persons, other than those appointed as pastors or with pension funding responsibility by the South Carolina Annual Conference, is the responsibility of the salary-paying unit.

Report Number Two
Major Medical Insurance Benefits

During the year 2011, the South Carolina Conference Board of Pension and Health Benefits (the Board) has reviewed options for providing health benefits for both eligible lay employees and clergy and current and future retirees under the health plan. After review of these options, the Board recommends the following:

The South Carolina Annual Conference has elected to participate in Health Flex, the managed health care plan of the General Board of Pensions and Health Benefits of the United Methodist Church.

The South Carolina Annual Conference has elected for active HealthFlex BlueCross/BlueShield – Option B750 HealthFlex Pharmacy Plan P2 as the Standard Health Care Plan. The yearly health plan deductible is $750 individual and $1,500 for family.

Plan design changes are listed below:

Service	2011 Co-Pay	2012 Co-Pay
Emergency Room	$50	$200
Urgent Care	$50	$100

The P2 Pharmacy Plan is described below:

Plan Feature	Retail Pharmacy Benefit (30 days supply)	Medco By Mail (Mail Order Benefit) (90 days Supply)
Annual Deductable	Does Not Apply	Does Not Apply
Annual Out-of-Pocket (OOP) Maximum	$2,500 per person $5,000 per family	$2,500 per person $5,000 per family
Generic Drugs (Tier 1)	$12 co-payment	$20 co-payment
Preferred Brand-Name Drugs (Tier 2)	25% co-payment Minimum $30; maximum: $45	25% co-payment Minimum $40; Maximum $120
Non-Preferred Brand-Name Drugs (Tier 3)	30% co-payment Minimum $30; Maximum $90	30% co-payment Minimum $75; Maximum $225
Prescription Non-Sedating Antihistamine Drugs (e.g., Zyrtec, Allegra and Clarinex)	30% co-payment Minimum $30; Maximum $90	30% co-payment Minimum $75; Maximum $225
Retail Refill Allowance (RRA)	Members will be allowed to obtain three fills of maintenance medication at the retail pharmacy. For all subsequence fills at the retail pharmacy, participants will be responsible for paying 100% of the discounted cost. To maximize plan benefits, refills for most maintenance medications will require fulfillment through the Medco by Mail Pharmacy Program.	

The South Carolina Annual Conference has elected to offer an additional plan designated as a Consumer Driven High Deductible Plan (CPHP) as an optional health plan if the participant should chose to elect.

The Consumer Driven High Deductible is described below:

HealthFlex Plan Design Change—Consumer-Driven Health Plan (CDHP) Summary

Purpose of a Consumer-Driven Health Plan

The CDHP will be a health insurance plan that combines a higher deductible with a participant health reimbursement account (HRA). An HRA is a tax-exempt employer-provided health care expense account that works somewhat like a flexible spending account (FSA), but is funded with employer dollars. The participant is able to use HRA funds to pay for out-of-pocket health care expenses up to a certain limit each year, and may roll unused amounts forward to subsequent years. The participant is protected from catastrophic medical expenses by the same “out-of-pocket maximum” plan design of a high-deductible health plan.

The plan engages covered individuals as health care “consumers,” incenting and supporting individuals in making informed decisions regarding their utilization of health care services based on necessity, quality and cost of care. This includes selecting health care providers, managing their health expenses and utilizing wellness programs to improve their health.

Key Benefits of a CDHP

- Shift in participant behavior with respect to utilization of health care services
- Engaging participants as more “active” consumers and owners of their health and health care utilization
- Provides participants greater control and flexibility in managing their utilization of health care services
- All of above resulting in greater potential for improved participant health and mitigation of plan cost trend.

Key Plan Design Features

- Base plan is a $2,000 individual ($4,000 family) deductible PPO plan (C2000), combined with pharmacy (Rx) coverage that is not subject to the deductible (Medco Rx Plan P2).
- HRA is funded at $1,000 ($2,000 for family).
- The HRA reimburses all eligible items covered by a flexible spending account (FSA) that are not covered by the participant’s CDHP benefit design.
- Only out-of-pocket medical, pharmacy and behavioral health expenditures are eligible for the HRA.
- Pharmacy is not subject to the $2,000 deductible; first-dollar coverage for pharmacy (subject to the regular co-pays/ coinsurance of the P2 benefit design); coinsurance can be reimbursed from the HRA.
- There will be no changes in FSA-eligible covered services under the plan [IRS Code 213(d)]

- FSA to pay first, because these are participant dollars subject to the use-it-or-lose-it rule; then the HRA pays for HRA-eligible services.
- Remaining HRA dollars can roll over from year to year; no HRA rollover limit.
- HRA balances forfeit upon termination of employment (other than eligible retirement).
- HRA balances at the time of retirement may become a retiree account that may be used to offset retiree health care expenses, regardless of whether or not the participant is in a HealthFlex Medicare companion plan.

The lifetime maximum coverage for each eligible insured and eligible dependent shall be limited to $3,000,000.

The South Carolina Annual Conference will participate in the Healthflex incentive program in 2012. Details of this plan are available on the General Board of Pension and Health Benefits website under the Heathflex tab which describes the current incentive program. A participant and covered spouse could earn incentives up to $300 under this plan.

Additionally, all participants and covered spouses are urged to complete the HealthQuotient™ risk assessment prior to August 31, 2010. Failure to do so will result in an additional $250 deductible for each during the 2012 plan year.

Additional information on the major medical expense plan is available from the Board of Pension and Health Benefits, Post Office Box 3787, Columbia, SC 29230.

Report Number Three
Medicare Benefits

The South Carolina Annual Conference has elected HealthFlex Medicare Plan 2 and HealthFlex Pharmacy Plan P2 as the Medicare Supplement Plan Option.

The P2 Pharmacy Plan is described below:

Plan Feature	**Retail Pharmacy Benefit (30 days supply)**	**Medco By Mail (Mail Order Benefit) (90 days Supply)**
Annual Deductable	Does Not Apply	Does Not Apply
Annual Out-of-Pocket	$2,500 per person	$2,500 per person
(OOP) Maximum	$5,000 per family	$5,000 per family
Generic Drugs (Tier 1)	$12 co-payment	$20 co-payment
Preferred Brand-Name	25% co-payment	25% co-payment
Drugs (Tier 2)	Minimum $30; maximum: $45	Minimum $40; Maximum $120
Non-Preferred Brand-Name	30% co-payment	30% co-payment
Drugs (Tier 3)	Minimum $30; Maximum $90	Minimum $75; Maximum $225
Prescription Non-Sedating	30% co-payment	30% co-payment
Antihistamine Drugs (e.g., Zyrtec, Allegra and Clarinex)	Minimum $30; Maximum $90	Minimum $75; Maximum $225
Retail Refill Allowance (RRA)	Members will be allowed to obtain three fills of maintenance medication at the retail pharmacy. For all subsequence fills at the retail pharmacy, participants will be responsible for paying 100% of the discounted cost. To maximize plan benefits, refills for most maintenance medications will require fulfillment through the Medco by Mail Pharmacy Program.	

Eligible retired participants and their eligible dependents as well as active participants and their eligible dependents that have attained age 65 shall have benefits calculated by the Medicare Companion approach. This assumes eligible participants and dependents shall be enrolled in Medicare Part A and Part B immediately prior to reaching the age and status for Medicare eligibility.

A handbook explaining the provisions of Medicare is available from any district office of the Social Security Administration.

Report Number Four
Administrative Procedures

Enrollment in HealthFlex, the group insurance plan of the South Carolina Annual Conference, must be made within the first thirty days of eligibility or the first day actively at work. Late enrollment or enrollment for January 1st of any year must be completed with the General Board of Pension and Health Benefits prior to November 30th of the preceding year.

Eligibility requirements are also set forth in the *HealthFlex Administrative Manual* published by the Health Care Division of the General Board of Pension and Health Benefits of the United Methodist Church, 1201 Davis Street, Evanston, IL 60201.

Billing: At the first of each month, the Board of Pension and Health Benefits will send premium statements to the participants enrolled in the Conference Insurance Program and to participants with Flexible Spending Accounts. Payments for group health premiums and Flexible Spending Accounts premiums shall be made on a monthly basis. At the first of each month, the Board of Pension and Health Benefits will send direct billing for the salary paying units share of premiums relating to the participants enrolled in the Conference Insurance Program. These payments should be made on a monthly basis.

Cancellation of Coverage: It is imperative that each participant in the Conference Insurance Program keeps his/her premium payments current. The Board of Pension and Health Benefits has instructed the benefits administrator to cancel the insurance coverage or the Flexible Spending Account of any participant who does not pay his/her premium by the end of the month for which he/she has been billed.

Ministers Serving in Eligible Extension Ministries: It is required that all Conference Boards and Agencies, served by ministers and others eligible for group insurance participation, pay for the "institutional share" of the insured's premium. This provision shall apply to the District Superintendents, Conference Staff and those serving United Methodist agencies for whom the South Carolina Annual Conference has pension responsibility. In every case the full cost of the group health premium must be paid by the insured, the employer, or through the combined payments of the insured and the employer. Premium payments shall be made in accordance with the instructions printed on the quarterly "Statement of Account". Premium payments are due at the first of the month for which the participant is billed.

Applications for enrollment in the Conference Insurance Program are available from the Board of Pension and Health Benefits, P.O. Box 3787, Columbia, SC 29230. The change enrollment form must be completed and in the hands of the benefits administrator within 30 days from the date of eligibility. If not, the applicant will be ineligible until the next following enrollment period.

The Board of Pension and Health Benefits is charged with oversight of the group insurance program of the South Carolina Annual Conference, the benefits of which program are outlined in the reports of the Board submitted to the Annual Conference. The Annual Conference approves the group insurance budget of the Board of Pension and Health Benefits. The Board is authorized to negotiate and contract with carriers or the Hospitalization and Medical Expense Program Administrator to maintain the level of benefits for the eligible participants, as defined by the Annual Conference.

The group health plan of the South Carolina Annual Conference (Conference Plan) shall be the plan of first refusal for covering dependents of clergy appointed to local churches in the Conference. Where covered clergy wish to cover their dependents, the local church will seek to cover such dependents through the Conference Plan, rather than purchasing outside health insurance. Local churches may be excused from this requirement in cases where such dependents may be covered through the employer of a covered clergyperson's spouse, or through a governmental plan, such as an SCHIP, and in cases of demonstrable financial hardship.

Report Number Five
Group Health Insurance Operating Budget

Requirements	**2011 Budgeted**	**2012 Estimated**
Active Group		
Participant Only	2,463,120.00	2,463,120.00
Participant + Spouse	1,929,312.00	1,929,312.00
Participant + Child	166,320.00	166,320.00
Participant + Children	90,360.00	90,360.00
Participant + Family	2,661,120.00	2,661,120.00
Total Estimated Active Group	7,310,232.00	7,310,232.00
Retired Group		
Medicare Eligible Sub Group		
Participant	1,046,112.00	1,046,112.00
Participant +1	1,404,336.00	1,404,336.00
Participant less Part D Medicare	13,968.00	13,968.00
Total Estimated Medicare Eligible	2,464,416.00	2,464,416.00
Total Retired and Active Groups	9,774,648.00	9,774,648.00
Other		
Incapacitation/Transition	194,616.00	194,616.00
Mandatory Coverage Charge	229,680.00	229,680.00
Total Estimated Other	424,296.00	424,296.00
Total Estimated Requirement	**10,198,944.00**	**10,198,944.00**
Estimated Income		
Billing to salary Paying Units	5,117,163.00	5,117,163.00
Apportioned to Churches*	1,603,000.00	1,603,000.00
From Insured	2,223,688.00	2,223,688.00
From Medicare Participants	1,427,115.00	1,427,115.00
From Institutional Payments	311,956.00	311,956.00
Total Estimated Income	**10,682,922.00**	**10,682,922.00**
Amount to be Apportioned		
Incapacitated and Transitional Funding *	194,616.00	194,616.00
Retiree Group Costs	1,603,000.00	1,603,000.00
Total	**$1,797,616.00**	**$1,797,616.00**

* Apportioned to churches, see Note 2 below.

Report Number Six
2012 Group Health Costs

The Board of Pension & Health Benefits makes the following recommendation for action by the 2011 South Carolina Annual Conference.

1. That the sum of $5,117,163 be billed to the local church **charges** and salary paying units for the Conference Insurance Program in 2012.
2. The Board of Pension and Health Benefits requests an apportionment of $1,952,536.00:
   a. $ 154,920.00 for Transitional Pension Funding
   b. $ 194,616.00 for incapacitated and/or suspended participants.
   c. $1,603,000.00 for retiree Group Medicare Supplement.
3. That participant premium payments be set as follows:
   a. Standard personal group insurance premiums for eligible active clergy/survivor/conference lay employee categories shall be approximately 30% of the total coverage premium.

1. Effective January 1, 2012, the participant only premium shall be approximately 30% of the rate; this is expected to be $198.00 per month. The salary paying unit share shall be approximately 70% of the rate. This is expected to be $462.00 per month. The total premium shall be $660.00 per month.
2. Effective January 1, 2012, the participant plus spouse premium shall be approximately 30% of the rate; this is expected to be $416.00 per month. The salary paying unit share shall be approximately 70% of the rate. This is expected to be $970.00 per month. The total premium shall be $1,386.00 per month.
3. Effective January 1, 2012, the participant plus child premium shall be approximately 30% of the rate; this is expected to be $278.00 per month. The salary paying unit share shall be approximately 70% of the rate. This is expected to be $646.00 per month. The total premium shall be $924.00 per month.
4. Effective January 1, 2012, the participant plus children premium shall be approximately 30% of the rate; this is expected to be $377.00 per month. The salary paying unit share shall be approximately 70% of the rate. This is expected to be $878.00 per month. The total premium shall $1,255.00 per month.
5. Effective January 1, 2012, the participant plus family premium shall be approximately 30% of the rate; this is expected to be $554.00 per month. The salary paying unit share shall be approximately 70% of the rate. This is expected to be $1,294.00 per month. The total premium shall be $1,848.00 per month.

b. Medicare Supplement premiums for eligible fully funded participants shall be approximately 30% of the rate; this is expected to be $130.00 per month per individual effective January 1, 2012. The salary paying unit share shall be approximately 70% of the rate. This is expected to be $302.00 per month per individual. The total premium of individual coverage shall be $432.00 per month

c. Consumer Driven High Deductible Plan (CDHP) premiums for eligible active clergy/survivor/conference lay employee categories shall be 30% of the single or family coverage premium.
   1. Effective January 1, 2012, the participant only premium shall be approximately 30% of the rate; this is expected to be $179.00 per month. The salary paying unit share shall be approximately 70% of the rate. This is expected to be $462.00 per month. The total premium shall be $641.00 per month.
   2. Effective January 1, 2012, the participant plus spouse premium shall be approximately 30% of the rate; this is expected to be $404.00 per month. The salary paying unit share shall be approximately 70% of the rate. This is expected to be $970.00 per month. The total premium shall be $1,374.00 per month.
   3. Effective January 1, 2012, the participant plus child premium shall be approximately 30% of the rate; this is expected to be $269.00 per month. The salary paying unit share shall be approximately 70% of the rate. This is expected to be $646.00 per month. The total premium shall be $915.00 per month.
   4. Effective January 1, 2012, the participant plus children premium shall be approximately 30% of the rate; this is expected to be $362.00 per month. The salary paying unit share shall be approximately 70% of the rate. This is expected to be $878.00 per month. The total premium shall be $1,240.00 per month.
   5. Effective January 1, 2012, the participant plus family premium shall be approximately 30% of the rate; this is expected to be $538.00 per month. The salary paying unit share shall be 70% of the rate. This is expected to be $1,294.00 per month. The total premium shall be $1,832.00 per month.

4. In accordance with previous action of the Annual Conference and the Board of Pension and Health Benefits, retired participants and their eligible dependents shall have the Annual Conference contribution for group health premiums limited to the lesser of the employer contribution to the Medicare Companion Plan or the percentage indicated in the funding schedule found in Report One, item 11.
5. Active participants attained age 65, serving salary paying units that would otherwise quality for a Small Employer Medicare Secondary Payer Exemption, and their eligible dependents, shall have the Annual Conference contribution for group health premium limited to the lesser of the employer contribution to the Medicare Companion Plan or the percentage indicated in the funding schedule in Report One, item 11.
6. The estimated 2012 monthly group health insurance premiums for persons with negotiated service, compensation and benefits, Deacons in Full Connection employed full time, full time Diaconal Ministers and full time Lay Employees of local churches, are expected to be: For the standard plan - $660.00 monthly ($7,920.00 yearly) for participant only coverage, $1,386.00 monthly ($16,632.00) yearly for Participant plus spouse coverage, $924.00 monthly ($11,088.00 yearly) for Participant plus child coverage, $1,255.00 monthly ($15,060.00 yearly) for participant plus children coverage, and $1,848.00 monthly ($22,176.00 yearly) for Participant plus family coverage. The estimated 2012 monthly group health insurance premiums for persons with negotiated service, compensation and benefits, Deacons in Full Connection employed full time, full time Diaconal Ministers and full time Lay Employees of local churches, are expected to be: For the CONSUMER Driven High Deductible Plan - $641.00 monthly ($7,692.00 yearly) for participant only coverage, $1,374.00 monthly ($16,488.00 yearly) for Participant plus spouse coverage, $915.00 monthly ($10,980.00 yearly) for Participant plus child coverage, $1,240.00 monthly ($14,880.000 yearly) for Participant plus children coverage, and $1,832 monthly ($21,984 yearly) for participant plus family coverage Enrollment must be made within 30 days of new hire status, or 60 days prior to January 1, 2012.

Herman B. Lightsey, Jr., Chairperson
Sherry Eisom, Secretary

THE COMMISSION ON ARCHIVES AND HISTORY

We are pleased to announce that we have had another successful year. I would personally like to thank the members of the commission for their assistance in all of the commission's endeavors.

SEJ HISTORICAL SOCIETY NEWS

The SEJ Historical Society Annual Meeting will be held at Red Bird Mission, Kentucky, June 28th- July 1st, 2011. **Contact Rev. Frank Buie, 209 Jabay Drive, Columbia, SC, 29229 or fbuie@sc.rr.com for more information.**

GRAVE MARKERS
The Commission is pleased to provide grave markers for deceased clergy. This is a gift of appreciation from the Annual Conference to all who served as iterant pastors. They are capable of being attached to stone or metal markers. A limited supply is available in each district office.

CHURCH CELEBRATIONS

Bicentennial Churches

1811 Bethlehem United Methodist Church, Greenwood
Bethlehem Charge, Greenwood District
1811 Rehoboth United Methodist Church, Greenwood
Rehoboth Charge, Greenwood District
1811 Clark United Methodist Church, Oswego
Oswego Circuit, Hartsville District

Centennial Churches

1911 Chesnee United Methodist Church, Chesnee
Chesnee Charge, Spartanburg District
1911 Salem United Methodist Church, Salem
Salem Charge, Anderson District
1911 Christ United Methodist Church, Greenville
Christ Charge, Greenville District
1911 Springville United Methodist Church, Marion
Marion Parish, Marion District
1911 Trenton United Methodist Church, Trenton
Trenton-McKendree Charge, Greenwood District
1911 Epworth United Methodist Church, Joanna
Epworth-Springdale Charge, Greenwood District

Hucks Awards
Time and space do not permit us to go into detail about the works of these devoted local church historians, so these represent only a small percentage of their work on behalf of our connectional ministry of memory this year. Many of these churches celebrated anniversaries, and we note especially that many of the churches that have worked hardest to celebrate their history are younger churches.

Hucks Award Recipients – Herbert Hucks Awards for Historic Preservation and Interpretation 2012

Local Church Awards

First United Methodist Church, Cheraw
First Church Cheraw has celebrated a Methodist Heritage weekend, with considerable research undertaken by their historian and committee. They've unveiled a state historical marker, written a book, collected materials, put together exhibits, and had several historical programs throughout the year.

Bethlehem UMC, Bishopville
Bethlehem has collected materials and established a display area in the church conference room. Their historians are active in collecting and arranging materials. They have prepared a church history and sent a copy to Wofford. They plan to collect memories and a Heritage Sunday is planned for this year.

Mountain View UMC, Taylors
This will be Mountain View's sixth Hucks Award. Their historian continues to be active in collecting, preserving, and promoting this church's history. They have collected minister photos, continued to arrange the archives, and held and recorded Heritage Sunday.

Gramling UMC, Gramling
Gramling Church celebrated its history with a new book written by church historian Bruce Woodfin. They have built and collected in their archives, promoted their history throughout the year, and continued the celebration from their centennial year in 2009 into 2010.

Johnsonville UMC, Johnsonville
The church historian and committee have begun to collect materials and a history room has been established. The church has been studying Methodist history and heritage in its Sunday School classes this year.

Beaumont UMC, Spartanburg
Beaumont celebrated its centennial in 2010, and they continued to add to an already-established archives room. As part of their centennial weekend, they had a large community program and the City of Spartanburg brought a proclamation declaring the day Beaumont Methodist Church Day in the city. They collected memories of many in the church and those were shared on their centennial day.

Pisgah UMC, Aynor
Another of our repeat applicants, the historians of Pisgah have continued to build their collection, have promoted church history in numerous ways, have been heavily involved in the life of the church, and have celebrated their history on many occasions.

Fork Creek UMC, Jefferson
The church historian has actively researched the church's history and has collected materials for the archives. The church held several Heritage events surrounding its listing as a United Methodist Historic Site by the Annual Conference. They collected information from members as well.

Publication Award

James A. Neal, ***Historic Methodist Churches in South Carolina*** (2010)

Individual Award

Thelma Chiles Clark, First UMC, Marion, former president, Conference Historical Society and former member, Commission on Archives and History

2012 Award Application and Criteria

2011 Herbert Hucks, Jr. Awards

The S.C. Conference Commission on Archives and History is pleased to receive applications for the **2012 Herbert Hucks, Jr., Award** for Historical Preservation and Interpretation. This award will be presented to all qualified churches and one individual at the 2012 Conference Session. If your church qualifies or if you know of someone who has furthered the interpretation and preservation of United Methodist Heritage in South Carolina, please send the name with answers to the questions below. Please include your name, the name of the church and how to contact the pastor by name. Mail your application to: **Phillip Stone, Wofford College, 429 North Church Street, Spartanburg, SC 29303-3663**

APPLICATION DEADLINE IS February 1, 2012

Local Church Qualifications

As many churches as have fulfilled the qualifications during the past year will be recognized. Churches may qualify any number of times in a period of years. The purpose of this award is to encourage ongoing efforts to maintain awareness of the heritage celebrated in all churches of the Conference and to create research materials for the future.

1. Describe how the church historian has been active in the local church: projects, publications, collection and preservation of objects/data.
2. What steps have been taken to organize and preserve records or artifacts or what additions have been made to the church's archives in the last year? What is the overall quality of the current collection?
3. In what ways has Methodist heritage, conference or local church history been interpreted for people in the local church in the past year as part of the Sunday school or confirmation class curriculum; UMW, UMM or UMYF program; worship experience; or general interest display?
4. Has Heritage Sunday been celebrated in some form in the past year?
5. Has a record been made on paper or video/audio tape in the past year of recollections of members who witnessed aspects of the church's story?
6. Have copies of published documents been sent to the Archives at Wofford College and/or Claflin University? (May be included with this application.)
7. Please include appropriate documentation for responses to questions above.

Individual Qualifications

Nominees for this singular recognition should be someone who during his or her life, or in some special way recently, has contributed significantly to the preservation or interpretation of United Methodist history/heritage **beyond the local church**. Please describe in a few paragraphs the contributions made by this person.

An individual recognition may be awarded annually; re-nominations are welcome any time.

Publication Qualifications

Along with awards for individuals and local churches, the Commission will consider nominations of books or other publications for the Herbert Hucks Award for Publications.

To be eligible, a book or publication must contribute to the knowledge, preservation, or understanding of United Methodist history or heritage **beyond the local church**. The commission will consider the quality of the publication's writing, research, and its contribution to the history of South Carolina Methodism.

As with the individual award, one book or publication may be recognized annually. Nominators are asked to assess the publication's qualities in a few paragraphs. A publication is eligible for consideration during the year it was published and in the subsequent year.

Deadline: February 1, 2012 The Commission regrets that no extensions to the deadline are possible; the Commission meets to finalize all actions on February 11, 2012.

Respectfully submitted,

Lisa C. Hawkins, Chairperson

THE COMMISSION ON CHRISTIAN UNITY AND INTERRELIGIOUS CONCERNS

Christian unity is founded on the theological understanding that through faith in Jesus Christ we are made members-in-common of the one body of Christ. Christian unity is not an option; it is a gift to be received and expressed….We see the Holy Spirit at work in making the unity among us more visible (General Commission on Christian Unity and Interreligious Concerns, 2011).

The South Carolina Commission on Christian Unity and Interreligious Concerns (CUIC) is committed to encouraging local churches and members to participate in open dialogue and activities with communities of different Faiths and denominations. The ultimate purpose is to foster communities of unity and faith building to eradicate walls of prejudices and victimization.

The United Methodist Church continues dialogue with Catholics, Lutherans, and Episcopalians to bridge the gaps of our beliefs and discuss the oneness we truly have in Christ. CUIC continues to support and seek inquiries from LARCUM. We, United

Methodist, concluded listening sessions on the horrible acts against Native and Indigenous Peoples. These sessions will embark the Church on Acts of Repentance for the Native and Indigenous Peoples.

Our hope is the local church will be encouraged to join discussions, recognize our similarities, and emphasize the effectiveness of coming together as one in Christ. We labor together with the guidance of the Holy Spirit toward the salvation, health, and peace of all people. Additionally, the Book of Discipline proclaims respectful conversations and in practical cooperation, we confess our Christian faith and strive to display the manner in which Jesus Christ is the life and hope of the world (as cited by General Commission on Christian Unity and Interreligious Concerns, 2011).

Michelline Cooper, Chair

THE COMMISSION ON COMMUNICATIONS

The Commission on Communications has continued to explore ways to improve communication effectiveness and efficiency throughout the conference. A continuing problem has been changing leaders of conference boards, commissions, and committees who are unaware of the effort and lead time required to reach United Methodists, especially laity, with effective messages by multiple mediated communications. Appointment of District Communicators in all 12 districts is a positive development. The proposed restructuring may offer opportunities for increased training of lay communicators from the districts, boards, commissions, and other agencies. Continuing reviews and studies may make possible increased effectiveness and efficiency of communication at the conference level.

The conference's communications staff members have continued to meet the needs of the conference with limited resources and are applauded for their efforts. We endorse the proposed restructuring and look forward to its implementation.

Respectfully submitted,

J. William Click, Chairperson

THE COMMISSION ON EQUITABLE COMPENSATION
Report Number 1

A. The Mission and Changing Focus of the Conference Commission on Equitable Compensation

Historically, the Commission on Equitable Compensation has served for the support of fulltime clergy in the charges of the South Carolina Annual Conference. Through the years, the Commission has been guided by the United Methodist Book of Discipline; the latest version states the following: “It is the purpose of the commission on equitable compensation to support full-time clergy serving as pastors in the charges of the annual conference by: (a) recommending conference standards for pastoral support; (b) administering funds to be used in base compensation supplementation; and (c) providing counsel and advisory material on pastoral support to district superintendents and committees on pastor-parish relations.” (*The Book of Discipline, 2008*, Paragraph 625.2) The Commission on Equitable Compensation supports the overall ministry of the local church, especially in transitional situations.

B. Total Compensation for Clergy

1. The commission on equitable compensation reminds churches and charges that salary is only one portion of total compensation. Churches and charges are urged to consider dispersing compensation in ways that will assist clergy and their families to retain as great a portion of their income as is legally possible. Churches and charges are reminded to consider total compensation and not just think of salary when thinking of clergy family needs. Likewise, clergy are reminded that they are supported in a variety of ways, and total compensation most often exceeds salary.
2. Churches and pastors are urged to keep informed of their income tax responsibilities and rights. Pastors are advised to seek qualified assistance in making decisions that will affect their income tax liabilities.

Report Number 2

A.1. Budget Request for 2012

The Commission on Equitable Compensation requests that a line item apportionment of **$376,000** be made to fund most of the estimated **$413,400** Commission on Equitable Compensation operational budget for 2012. (The remainder will come from funds on hand at the close of 2010.) These funds will be used for base compensation supplements, salary support for clergy in new church starts, special situations, and Hispanic Ministries, as well as support required and/or provided under these recommendations.

A.2. Schedule of Total Minimum Compensation for Clergy Serving in the South Carolina Annual Conference

In accord with the mandate of *The Book of Discipline 2008*, the Commission recommends that the South Carolina Annual Conference fix the following as its minimum base compensation scale, effective January 1, 2012, and continuing until changed by the Annual Conference.

FOR FULL-TIME APPOINTMENTS AS CLERGY IN THE LOCAL CHURCH:

Category	Amount
a. Clergy in full connection	$40,500
b. Probationary, Commissioned and Associate Members	$36,800
c. Local Pastors	$34,150

The recommendations are unchanged from the 2011 conference schedule for total minimum compensation.

[Please note that the Commission on Equitable Compensation strongly encourages churches to pay the pastor’s business expense through an accountable reimbursement plan which is a part of the administrative budget of the church, not part of salary. Please see sections “O,” “P,” and “Q” below, entitled “O. Reimbursement for Travel and Professional Expenses,” “P. Continuing Education,” and “Q. Reimbursement as Administrative Cost.”]

B. For Deacons in Full Connection

Those persons who have responded to God's call to lead in service and to equip others for ministry through teaching, proclamation, and worship and who assist elders in the administration of the sacraments and are full-time ordained deacons in accordance with Paragraph 330 of *The Book of Discipline 2008*, shall be compensated by the local church not less than the minimum amount for an ordained elder of the annual conference. (See Paragraph 331.14(b) of *The Book of Discipline 2008*.) Deacons who are employed by the congregation, charge, or cooperative parish less than full time shall be compensated proportional to the percentage of time being served. (Half time would receive not less than half the minimum salary.) Deacons not employed by a congregation, charge, cooperative ministry, or who are appointed under Paragraph 331.14(c) are not affected.

C. Experience Merit

A clergy person, who has served for 5 or more year's full time service or the equivalent thereof in the South Carolina Annual Conference, shall receive in addition to the minimum base, a supplement of $175.00 per year of service for up to 10 years of service.

Example:

Year 6 Equitable compensation base plus	$875.00
Year 7 Equitable compensation base plus	$1050.00
Year 8 Equitable compensation base plus	$1225.00
Year 9 Equitable compensation base plus	$1400.00
Year 10 Equitable compensation base plus	$1575.00
Year 11+ Equitable compensation base plus	$1750.00

D. Housing Allowances

The Commission recommends that all money given to the pastor for housing by the charge he/she serves be considered income if the pastor is not a resident in the charge which he/she serves.

E. Application for Equitable Compensation Support for Base Compensation Assistance

The District Superintendent shall request the base compensation assistance required by each charge twice each year (by May 15 for the July through December compensation assistance period and by December 15 for the January through June compensation assistance period); these requests must be approved by the Commission before payment can be made. This request from the District Superintendent shall be accompanied by an application form provided by the Commission and completed by the pastor, the pastor-parish relations committee, and the District Superintendent indicating income from all sources.

F. Cross Racial Appointments

If the Bishop and Cabinet, in making a cross-racial appointment, find it necessary to request an equitable compensation supplement, special consideration will be given on an individual basis. Guidelines listed under Report 3 will apply.

G. Cooperative Parish Ministries

Directors or coordinators of cooperative parish ministries which have been approved by the Board of Global Ministries, and application made by the District Superintendent to the commission by January 1 preceding the appointment in June of the same year may be eligible for funds not to exceed $7,000.00. No pastor shall be eligible to receive funds unless the charge he/she serves agrees in writing to release him/her for these added duties. Assistance will be provided over a 4-1/2 year period and will decrease by 25% each year after the first year and a half.

H. Disbursement of Supplements

All compensation supplements from the Commission shall be paid to the local church involved for disbursement to the pastor or clergyperson, and shall be disbursed monthly. In the case of new mission situations or churches, monies will be dispersed directly to the pastor until there is a church treasurer. Equitable compensation funds will not be used for moving expenses, businesses expenses, or church administration.

I. Utilities Allowance

The Commission requests that the South Carolina Annual Conference designate 15% (or estimate of actual expenses as requested by recipient) of base compensation support funded by this Commission as parsonage utilities allowance. This request is made to satisfy the requirements of the Internal Revenue Service.

J. Investment of Reserve Fund

The Commission on Equitable Compensation recommends that all funds held in "reserve" be invested and the interest used in the Commission's operating account. In accordance with guidelines established with CF&A in 2010 and presented to the 2010 Annual Conference, the "floor" of the reserve is to be set at $200,000 in order to meet general projection shortfalls, to allow for the unanticipated start of a new church or missional situation, or to deal with an unexpected disaster.

K. Interpretation

The commission recommends that an interpretation of its task and policy procedures be given as a part of the District Pastor/ Staff Parish Relations Committee Workshops. It is further recommended that this interpretation be done by a member of the Commission upon invitation by the District Superintendent.

L. Compensation Guidance

The Commission recommends that District Superintendents assist churches and charges in setting appropriate compensation and work load packages in accordance with Paragraph 423.3 of *The Book of Discipline 2008.*

M. Ineligibility

The Commission on Equitable Compensation recommends that the following not be eligible for Equitable Compensation support:

Retired supply pastors
Part-time local pastors
Pastors on leave of absence except as provided in Standing Rule 99
Special appointment categories within the itinerancy of the United Methodist Church as defined in Paragraph a, b, c of *The Book of Discipline 2008*.
Deacons as defined in Paragraphs 329 and 330 of *The Book of Discipline 2008* (except as appointed under Report 3 of this report and Paragraph 625.4 of *The Book of Discipline 2008*).

N. Reimbursement for Travel and Professional Expenses

The Commission recommends that each church set up a reimbursement account for travel and professional expenses incurred by the pastor in performing pastoral duties.

Reimbursement for non-commuting church-related travel shall be at the IRS rate (currently 51 cents per mile.) The pastor(s) shall submit a voucher and a log each month for reimbursement. For reimburse for actual professional expenses (books, subscriptions, periodicals, etc.) the pastor(s) shall submit a voucher with supporting documentation for reimbursement. The amount set by the charge as reimbursement for travel and professional expenses should be determined after consultation with pastor(s) (and the District Superintendent, if desired or needed) by the Pastor/Staff-Parish Relations Committee. Each charge should annually evaluate the local needs and expectations of its pastors and set an amount for reimbursement accordingly. Also, the procedures for reimbursement should be clearly stated.

O. Continuing Education

Each charge shall place in its budget an amount of $500 or more per year to be used by the pastor as a continuing education fund. If the full amount is not used in a given year, the unused portion may be carried forward from year to year during the tenure of a pastor, not to exceed a total amounting to three year's continuing education allowance.

P. Reimbursement as Administrative Cost

The Commission recommends that the reimbursement for travel and professional expenses be a part of the administrative cost of each local church and not considered or reported as part of the pastor's compensation.

Q. Vacation Policy

The Commission reminds churches and ministers that vacation time plus time for renewal and reflection are an expected part of compensation. Time away is necessary for personal, spiritual, and family health. It is recommended that all clergy and diaconal ministers be granted, as a minimum, annual vacation and days of renewal according to the following schedule:

Total Years of Service	Number of Weeks
Less than 5 years	a minimum of 2 (including Sundays)
5 years -10 years	a minimum of 3 (including Sundays)
More than 10 years	a minimum of 4 (including Sundays)

In addition to the above, it is recommended that the minister, regardless of years of service, be granted one day of retreat a month for prayer and reflection. Also, it is expected that the minister will have at least one day off a week. "Years of Service" reflect number of years under appointment in the ministry of the United Methodist Church, and not the number of years of service on a given charge. "Vacation" is meant as freedom from any responsibility in the local church or charge, district, conference area, jurisdiction, or general conference. Vacation should be a time of rest, recreation, and renewal. It should not be interpreted to mean time the pastor works at a church camp, is on a mission trip, a meeting of a general board, an agency of the conference, or a district retreat. Time away from the charge for annual conference and continuing education events shall not be considered vacation time. The charge shall make available as necessary the funds for pulpit supply while the pastor is on vacation.

It is asked that the Lay Member of the Annual Conference communicate this information to the Pastor/Staff Parish Relations Committee and to the local church.

Report Number 3
Mission Situations

A. Definition

Mission situations are new churches and existing churches in transitional circumstances that are in areas that demand an effective ministry but are incapable of providing such ministry without equitable compensation assistance. Mission situations may also include intentional ministry to persons of low income.

B. Eligibility

To be eligible for equitable compensation assistance in mission situations the following procedures must be followed:

1. The District Board for Congregational Development shall be the authorizing body to project a transitional situation and the Conference Committee on Congregational Development will project all new church starts.
2. The District Board for Congregational Development will refer this to the Conference Committee on Congregational Development for verification as a transitional situation, and its priority rank among conference needs.
3. The potential new mission situation will then be referred to the Cabinet for approval. The Cabinet will strive to inform the Commission of potential new mission situations two years ahead of the time the appointment is to start. The Commission will budget for new mission situations after Cabinet approval.
4. At the time of appointment, the Cabinet will then designate a pastor or clergy person with at least 4 years' experience and request an appropriate base compensation for that particular mission situation.
5. In all cases where a new mission situation is to be launched, the District Superintendent shall notify the Commission on Equitable Compensation by December 15th preceding the Annual Conference at which an appointment is to be made providing, at that time, the projected base compensation cost to be incurred in July.

Note 1. The local church's share of this base compensation schedule is interpreted to mean all sources of income from the local church or from any other source.

Note 2. In all cases where a mission situation is attached to an existing charge, these become charge figures.

Note 3. The District Superintendent may apply to the Commission for a compensation that is more in keeping with the amount received by this pastor in his or her previous appointment.

C. Continuation of Supplements and Annual Evaluation

1. If the ministry being served is unable to meet the schedule below for two years in a row, support from Equitable Compensation will cease after the next year following.
2. An evaluation shall be done annually on each mission situation. The Conference Director of Congregational Development shall provide a report of this evaluation to the Commission on Equitable Compensation by January 1st.

D. Payment of Direct Billing Costs for Pensions and Health Benefits in Mission Situations Only

The Commission on Equitable Compensation will pay only the direct billing costs of persons in mission situations according to the compensation schedules listed below. The Commission will send its proportional share directly to the conference office of Pensions and Health Benefits.

E. Compensation Schedules for Mission Situations

Part 1
Schedule for New Churches Initiated Prior to January 2008

Decreasing support: Equitable Compensation assistance for compensation and payment on the direct billing plan will be provided over a 4-1/2 year period decreasing 25% each year after the first year and a half as follows:

First Year and Half: As the sole salary paying unit, the Commission of Equitable Compensation will pay 100% of the clergyperson's compensation and the direct billing for pensions and health benefits.

After One and Half Years: Support from Equitable Compensation will decrease by one fourth for both the compensation supplement and for payment of the direct billing for pensions and health benefits.

After Two and Half Years: Support from Equitable Compensation will decrease by another fourth for both the compensation supplement and for payment of the direct billing for pensions and health benefits.

After Three and Half Years: Support from Equitable Compensation will decrease by another fourth for both the compensation supplement and for payment of the direct billing for pensions and health benefits.

After Four and Half Years: Support from Equitable Compensation will cease for both the compensation supplement and for payment of the direct for pensions and health benefits.

New Church Travel: Upon request and appropriate documentation, the Commission on Equitable Compensation will provide travel allowance for new church pastors at the following rates:

First year and a half:	up to $4,000.00 annually
Second full year:	up to $3,000.00 annually
Third full year:	up to $2,000.00 annually
Fourth full year:	up to $1,000.00 annually

Part 2
Schedule for New Church Starts Begun in 2008 and Thereafter

Equitable Compensation for new church starts that were initiated after December 31, 2007 shall be as follows:

Year 1 and 2: The Commission on Equitable Compensation will pay the minimum compensation base according to the minister's category and half of the payment of the direct billing for pensions and health benefits.

Year 3: Support from Equitable Compensation will not exceed 67% of the minimum base compensation amount. The Commission will pay half of the payment of the direct billing for pensions and health benefits.

Year 4: Support from Equitable Compensation will not exceed 33% of the minimum base compensation amount. The Commission will pay half of the payment of the direct billing for pensions and health benefits.

Year 5: Support from Equitable Compensation will cease for both the base compensation supplement and for payment of the direct billing for pensions and health benefits.

Part 3
Schedule for Ministry with Persons of Low Income

Equitable Compensation assistance in ministries with persons of low income will be provided for a pastor or clergy person, when requested by the Cabinet, over a ten and a half year period decreasing as follows:

First Year and a Half: The amount of Equitable Compensation support will be according to the pastor's category. As the sole salary paying unit in this mission situation, the Commission of Equitable Compensation will pay 100% of the clergyperson's direct bill for pensions and health benefits.

After One and a Half Years: Support from Equitable Compensation will decrease by 5% for both the base compensation supplement and for payment of the direct billing for pensions and health benefits.

After Two and Half Years: Support from Equitable Compensation will decrease by another 5% for both the base compensation supplement and for payment of the direct billing for pensions and health benefits.

After Three and a Half Years: Support from Equitable Compensation will decrease by another 5% for both the base compensation supplement and for payment of the direct billing for pensions and health benefits.

After Four and a Half Years: Support from Equitable Compensation will decrease by another 10% for both the base compensation supplement and for payment of the direct billing for pensions and health benefits.

After Five and a Half Years: Support from Equitable Compensation will decrease by another 10% for both the base compensation supplement and for payment of the direct billing for pensions and health benefits.

After Six and a Half Years: Support from Equitable Compensation will decrease by another 10% for both the base compensation supplement and for payment of the direct billing for pensions and health benefits.

After Seven and a Half Years: Support from Equitable Compensation will decrease by another 10% for both the base compensation supplement and for payment of the direct billing for pensions and health benefits.

After Eight and a Half Years: Support from Equitable Compensation will decrease by another 15% for both the base compensation supplement and for payment of the direct billing for pensions and health benefits.

After Nine and a Half Years: Support from Equitable Compensation will decrease by another 15% for both the base compensation supplement and for payment of the direct billing for pensions and health benefits.

After Ten and a Half Years: Support from Equitable Compensation will cease for both the base compensation supplement and for payment of the direct billing for pensions and health benefits.

Travel for persons in ministry with persons of low income will be provided by the Districts or Districts in which the ministry is located.

F. Ministry with Hispanic/Latino People

The Commission on Equitable Compensation will operate in light of the Annual Conference's decision to make ministry with the Hispanic/Latino population a priority. Support for clergy working in ministry with Hispanic/Latino people shall be made in accordance with the Schedule for Ministry with Persons of Low Income (Report Number 3e, Part 3). The Commission recognizes that adjustments may be necessary on a case by case basis. The District Superintendent, after consultation with the Cabinet and the Conference Hispanic Committee may request adjustments in the following areas:

1. An extension of the initial time period from 1-1/2 years up to 2-1/2 years in which Equitable Compensation shall pay 100% of the clergyperson's salary and direct bill for pensions and health benefits. In no case shall this period extend beyond 2-1/2 years. After the extension expires, support will decrease as follows:
   - After Two and a Half Years: Support form Equitable Compensation will decrease by 5% for both the base compensation supplement and for payment of the direct billing for pensions and health benefits.
   - After Three and Half Years: Support from Equitable compensation will decrease by another 5% for both the base compensation supplement and for payment of the direct billing for pensions and health benefits.
   - After Four and a Half Years: Support from Equitable Compensation will decrease by another 5% for both the base compensation supplement and for payment of the direct billing for pensions and health benefits.
   - After Five and a Half Years: Support from Equitable Compensation will decrease by another 10% for both the base compensation supplement and for payment of the direct billing for pensions and health benefits.
   - After Six and a Half Years: Support from Equitable Compensation will decrease by another 10% for both the base compensation supplement and for payment of the direct billing for pensions and health benefits.
   - After Seven and a Half Years: Support from Equitable Compensation will decrease by another 10% for both the base compensation supplement and for payment of the direct billing for pensions and health benefits.
   - After Eight and a Half Years: Support from Equitable Compensation will decrease by another 10% for both the base compensation supplement and for payment of the direct billing for pensions and health benefits.
   - After Nine and a Half Years: Support from Equitable Compensation will decrease by another 15% for both the base compensation supplement and for payment of the direct billing for pensions and health benefits.
   - After Ten and a Half Years: Support from Equitable Compensation will decrease by another 15% for both the base compensation supplement and for payment of the direct billing for pensions and health benefits.
   - After Eleven and a Half Years: Support from Equitable Compensation will cease for both the base compensation supplement and for payment of the direct billing for pensions and health benefits.
2. A salary supplement for clergy living in areas where the cost of living is high. The maximum yearly supplement shall be $2,400.
3. Assistance with travel expenses. In limited circumstances, Equitable Compensation shall provide up to a yearly maximum of $4,000 to supplement the support provided by the district. When assistance with travel expenses is requested, the District Superintendent shall certify that the district will spend at least $15,000 in the current year to provide housing and travel for the clergyperson.
4. A salary supplement for experience in ministry with Hispanic/Latino people. This supplement will be in addition to any experience merit that a clergyperson receives on the basis of the policy set forth in Report 2, Section D. A clergyperson who has served 5 or more years fulltime service in United Methodist ministry with Hispanic/Latino people shall receive a supplement of $175.00 per year of service for up to fourteen years of service.

   Example: Year 6: $875 in addition to Equitable Compensation base and experience merit
   Year 7: $1,050 in addition to Equitable Compensation base and experience merit
   Year 8: $1,225 in addition to Equitable Compensation base and experience merit
   Year 9: $1,400 in addition to Equitable Compensation base and experience merit
   Year 10: $1,575 in addition to Equitable Compensation base and experience merit
   Year 11: $1,750 in addition to Equitable Compensation base and experience merit
   Year 12: $1,925 in addition to Equitable Compensation base and experience merit
   Year 13: $2,100 in addition to Equitable Compensation base and experience merit
   Year 14: $2,275 in addition to Equitable Compensation base and experience merit
   Year 15+: $2,450 in addition to Equitable Compensation base and experience merit

All requests for adjustments shall be made in writing. Requests must be approved by the Commission before payment can be made.

Categories of Churches receiving support as of:

	Dec 2007		Dec 2008		Dec 2009		Dec 2010	
	No.	Amount	No.	Amount	No.	Amount	No.	Amount
New church	5	177,900	5	200,799	5	197,567	4	102,645
Minimum	13	89,869	16	96,222	18	88,597	12	48,676
"Special"	7	71,757	8	100,150	8	92,840	6	84,563
Low Income	2	57,350	2	57,600			1	12,000
Hispanic/Latino					2	63,700	2	69,250
Cooperative Parish							1	7,000
Direct billing costs		106,304		99,848		115,652		72,682
TOTALS	27	502,880	31	554,619	33	558,356	26	396,816

Categories of Pastors receiving support:

	Jan 2008	Jan 2009	Jan 2010	Jan 2011
Effective Members	20	16	21	12
Provisional Members	3	5	5	5
Associate Members	0	1	1	1
Local Pastors (Full Time)	6	3	5	5
Other	1	2	1	1
TOTALS	30	27	33	24

Professor Kenneth N. Mufuka, Ph.D., Chairperson

THE COMMISSION ON RELIGION AND RACE

Over the course of 2010 Annual Conference year, the Commission on Religion and Race has met twice. The primary task of the SC Conference Commission on Religion and Race is to equip and challenge the SC Conference and all of its board, agencies, structures, and congregations to a full and equal participation of the racial and ethnic constituency in the total life and mission of the Church through advocacy and by reviewing, teaching and monitoring the practices of the annual conference so as to further ensure racial inclusiveness as we make disciples for Jesus Christ for the transformation of the world.

Not helpful? You can block **gcorr.org** results when you're signed in to search. gcorr.org

In 2010, the Commission has chosen to focus upon two key priorities. First, we are in the process of examining the ethnic representation on all of the conference boards, agencies, commissions, and committees, as well as the governing boards of related institutions. We will make appropriate recommendations for continued inclusiveness to the Annual Conference. To that end, the commission has drafted a letter to be sent out to South Carolina United Methodist schools, homes and other institutions. The letter will encourage them to be inclusive in gender and race in their hiring practices and policies. Enclosed with the letter will be a form to be filled out and returned to the Conference Commission on Religion and Race. The form will give an opportunity for the United Methodist schools, homes, etc. to demonstrate how they are inclusive in their practices and policies. The goal is provide our institutions with an opportunity to share with us how they are addressing issues of inclusiveness.

A second priority for the Commission on Religion and Race is to encourage local congregations to initiate, build upon, or expand their efforts at building relationships across racial boundaries. To that end, the Commission on Religion and Race comprised a list of "***Ten Things Your Church Can Do To Build Bridges with Others"*** This list will be submitted to the Advocate and placed on the conference website. This is to encourage our churches to try some of these or similar ideas at least twice each year and share them with your charge, district, and conference.

"Ten Things Your Church Can Do To Build Bridges with Others"

- Pair up with a church of a different race for a mission project.
- Pair up a church of a different race for Vacation Bible School.
- Adopt a school in the community.
- Study the ethnic makeup of your area.
- Pair up with a church of a different race for a seasonal event such as: Lent, Pentecost, Advent, etc.
- Have your United Methodist Men, United Methodist Women, and/or youth groups meet together with a church of a different race.
- Create ways for pastors, lay leaders, and or church council leaders to get together with a church of a different race.
- Have a covered dish dinner with a church of a different race.
- Have a pulpit and or choral exchange with a church of a different race.
- Invite people from a church of a different race to Bible study or Christian Formation Group.

Finally, because the Commission is mindful that the best ideas for addressing inclusiveness in the local church come from the people in local congregations, the commission is seeking to hear success stories of local churches in the area of race relations. We want to use these success stories to encourage other churches to try similar ministries, strategies. The end goal is to help overcome the sins of racial bias, conflict, and injustice and build faithful and healthy relations across racial boundaries.

Patricia Jackson, Chair

THE COMMISSION OF THE STATUS AND ROLE OF WOMEN

The purpose of the Commission on the Status and Role of Women (COSROW) continues to be to inform and sensitize the leadership within the conference at all levels on issues that affect women and that prohibit the full participation of women in the life of the church. COSROW also supports the observance of Women in the Pulpit Sunday in local churches by providing resources and information.

COSROW focused this year on these areas:

1. To continue to publish the annual newsletter, THE EVE.
2. To support the work that comes forth from the Resolution on Racism made at the 2010 Annual Conference.
3. To continue to strive for inclusiveness and awareness concerning gender issues affecting the full participation of women in the life of the church.

The spring, 2011 issue of THE EVE is entitled "**A Complex World: Restoring Hope in Broken Lives.**" This issue draws from many sources to lift up areas of complexity including divorce, single parenting, incarceration and its affects in

families and society, issues for caregivers, and immigration and the church. Worship resources for Women in the Pulpit Sunday are provided. THE EVE is available at www.umcsc.org listed under "New Items on the Website" with the link COSROW Newsletter: THE EVE.

Susan DeLoache Culler, Chairperson

(Committee members: Sheila Elliott, Alexander Thomas, Arlene Andrews, Kanny Bright, Beth Addis, John Bolt, Margalene Irvin, David Murrell, Yvonne Scott, Greg Twitty, and Marlene Spencer. Ex-officio members: Sonia Brum, Paul Harmon, and Robin Landers)

THE COMMISSION ON WORSHIP

Like many of the Connectional Table related boards, agencies and commissions, the Worship Commission has felt itself in a bit of a peculiar place since early in 2010 and most especially since the end of the 2010 Annual Conference. We are unsure of our future days. We are unsure if we are to exist beyond the end of this Annual conference, till the end of the year or until the end of the 2012 Annual Conference. Or if we will continue on as we have been for the foreseeable future. It is difficult to make plans into the future with such an open ended question of how long out our vision should be cast. We made the decision to walk a middle course.

We, as the British say, "stand strong and carry on". And yet we began to make plans to give over our work to other hands.

"The Carrying On":

We continued to manage and handle the tasks of behind the scenes preparations and fulfillment of our responsibilities for the worship of Annual Conference. Our role is to be the Vergers assisting where necessary the Conference Celebrants and the Chief Liturgists. It is a servant ministry that we embrace with a servant's heart.

We continued to provide Worship Training Grants. Three grants were approved that made it possible for smaller congregations to receive training to enhance their worship services for the greater inspiring of the people of God.

We collaborated with the Board of Ordained Ministry in the Bishops School of Ministry to bring a Representative from the General Board of Discipleship (Rev. Taylor Burton Edwards). His work for the Commission was related to a seminar titled "This Holy Mystery". We invited two pastors from each district to be trained in the best practices for the Service of Holy Communion. These individuals were sent home to be resource persons for their district. The South Carolina Conference is the first conference to offer such a training event.

We continued to work with the conference videographer, Matt Brodie, on the development of the video version of "Nuts and Bolts: The People Places and Paraphernalia of Worship". This seems to be the project that will not end yet we carry on.

We finished a draft of "Nuts and Bolts III: All Things Musically Related". It was sent to the printers for publication. Budgetary constraints pulled the plug before the printing was accomplished. In the end this is a good thing. It allowed us more time to truly finish the work. As this report is being prepared three additional articles that deal with the role of music in minority groups' worship are being sought. Our initial efforts produced no such articles. Hopefully the additional time will bring those authors to the forefront.

We are related with two affiliated Conference Groups: The Fellowship of United Methodist Musicians and Other Worship Arts and The Order of Saint Luke. With the Fellowship we partner for the promotion of Best Practices in the use of music in worship. This is accomplished through two grants. The first helps a major weekend training event for musicians, choir directors and hand bell ringers. This year for the first time we added a component for worship leaders. Rev. Andy Langford was the presenter for those sessions. The other is a Youth Choir Festival. This is an open event for any young person in our conference who would like to participate in a weekend of music and performance.

Our other affiliated group is the Order of St. Luke. This is an international body of persons covenanting together to live a sacramental life. This group has recently been re-invigorated and re-established as a body in South Carolina. Both groups have a representative on the Commission and we have members in both organizations.

"The Giving Our Work Over To Others":

As a commission preparing for a reshaping of the Connectional Table we would be remiss in our love of good worship and best practices if we did not do our due diligence in preparing to hand our work over to others. To that end we have begun to prepare documentation of or policies and procedures for each of our activities. The hope is that by the time a transition is enacted we will have a full Scope of Work Manuel to hand over to the new body. If such a transition is not enacted by the Conference the work of organizing will not be labor lost. We will be well served by the exercise of organizing our work.

Because of the potential transition and because of budgetary restraints, we have not taken on or devised any new projects. We wait to see what the future holds.

Respectfully submitted,

Rev. Gary D. Phillips, Chair

THE COMMITTEE ON THE ANNUAL CONFERENCE

The Committee on the Annual Conference met on Thursday, October 7, 2010, to evaluate the 2010 Annual Conference and to begin planning for the 2011 Annual Conference. The Executive Committee met on Friday, February 11, 2011, to complete the work of the committee in preparing for the 2011 Annual Conference. This report includes actions taken at both meetings.

The members of the committee reviewed the experience of the 2010 Annual Conference and the results of the 486 post-conference evaluations that were returned. The committee was pleased to note that 23 of the 27 listed categories were rated between "Good" and "Excellent", and that the other four were rated between "Acceptable" and "Good". The committee was especially gratified to see that once again worship received very high overall ratings.

The committee considered the Day of Service, and concluded that while this has been a valuable and enriching addition to

conference, the time had arrived to change the focus. Rather than holding another Day of Service at Annual Conference, the District will be asked to send in pictures and video records of service days they have held over the past year, and a time will be set aside at conference to celebrate those expressions of ministry.

In reviewing the worship at Annual Conference, the committee concluded that morning worship each day should consist of Morning Prayer and Communion rather than a full worship service. The Ordination Service will be moved to Sunday morning. In conjunction with that, there will be no Saturday Evening worship service, so that all business can be concluded on Saturday.

Within the past year, one city other than Florence has submitted a proposal to host the Annual Conference. The committee sent a small delegation to hear the proposal and see the facilities. The committee believes that Florence continues to offer the best combination of cost, accessibility, facilities, and options for food and hotels.

In light of this, as well as the continued favorable experience in Florence, the Committee recommends that the 2012 Annual Conference be held at the Florence Civic Center in Florence.

Finally, the Committee expresses its gratitude to Highland Park United Methodist Church and to the Florence District for their work as hosts for the 2010 Session. Their gracious spirit of hospitality was highly instrumental in producing a successful Annual Conference.

Mary Virginia Taylor, Chairperson
Timothy J. Rogers, Secretary

THE COMMITTEE ON THE CONFERENCE *JOURNAL*

The Committee oversaw the continued transformation of the Conference *Journal*, which is now available in three forms: printed, on-line, or as a DVD. 300 copies of the 2010 *Journal* were printed, and 200 copies of the DVD version were produced.

Copies of the *Journal* that are more than two years old are given away at no charge. The Committee has preserved two *Journals* from each year in hard back bindings, and plans to give away all other copies. The Committee also intends to give away all extra copies of the *2001 Ministers' Book*.

According to Standing Rule 69d, it is time to produce a new edition of the *United Methodist Ministers in South Carolina*. The Committee has approved plans for the production of this latest volume in the series that records the clergy members of the South Carolina Conference.

The members of the Committee look forward to continued service to the Annual Conference.

Timothy J. Rogers, Conference Secretary

THE CONFERENCE STAFF RELATIONS COMMITTEE

The Conference Staff Relations Committee met in December to review and consider staff compensation for 2011. The Committee met with the Director of Connectional Ministries, who reviewed the continued development of ministry carried out by our Congregational Specialists and discussed with the Committee the growing number of requests from local churches for help from the Specialists. Once again there was general discussion about personnel and budget matters. As was the case in 2009, the Committee determined that in light of the continuing economic downturn it would be in the best interest of the Conference to again freeze salary levels at the 2009 levels.

The Conference Staff Relations Committee has been given a responsibility that is as challenging as it is important, especially during troubled economic times. The members of the Committee appreciate the committed efforts of the employees of the Annual Conference, who continue to serve faithfully in the name of Jesus Christ. They continue to be understanding of the financial challenges facing the church and are ever ready to respond to the needs of our United Methodist family.

Mary Virginia Taylor, Chairperson

THE COMMITTEE ON CONGREGATIONAL DEVELOPMENT

The Conference Committee on Congregational Development is committed to finding new places for new people and to help our existing congregations to find new ways to bring people into the fellowship of the church as disciples of Jesus Christ.

At the February 26, 2011 meeting of the committee, eleven grants were made that totaled $360,010. These grants will be used for land acquisition, new buildings, and staff for new ministries. In addition the committee continues to help fund eight new church starts.

The new churches that have begun since 2006 continue to reach new people. In 2010 Grace Community in the Rock Hill District has been able to purchase an abandoned church property on Gold Hill Road and has shown significant growth since then.

Congregational Development is also engaged in assisting existing churches in reinventing themselves to become new places of mission and outreach. For some of these churches it will eventually mean that they will have to build new places facilities, but the potential for growth is tremendous.

The South Carolina Conference is a leader across the United Methodist Church in it's commitment to congregational development. The support that our churches give to this effort is inspiring and is making a difference across our state as we strive to reach out to our growing population. Your generosity is reaching people and changing lives.

Respectfully submitted,

Rusty Taylor

THE COMMITTEE ON EPISCOPACY

The Committee on Episcopacy met on February 24, 2011, for the first of two expected meetings in 2011. During this meeting, the group received a report from the Bishop, who updated us on her priorities, celebrations, challenges, and required travel faced during the past year of her tenure.

Also discussed during the meeting were expected resolutions to come before Annual Conference, including the resolution featured in the *SC United Methodist Advocate* of March, 2011. This resolution would reduce the number of districts in the SC Annual Conference from twelve (12) to ten (10). Discussion of this subject also led to discussion of the current controversy surrounding the salary level of our District Superintendents. After much sharing, the committee determined that, since the office of District Superintendent is currently the sole official extension of the Episcopal office, it is within the purview of the group to offer an opinion on these matters to the Annual Conference.

For reasons discussed at length during our gathering in February, the Episcopal Committee stands in support of both:

+ Retaining the current number of districts within the SC Annual Conference at twelve (12), and
+ Utilizing the formula set by CF&A to compensate our twelve (12) District Superintendents.

In addition to these matters, the committee was also informed that the southeastern Jurisdiction Episcopacy Committee has requested the completion of an Episcopal Area Quadrennial Profile, a Bishop's Quadrennial Profile, and Episcopal evaluation, to be returned to the SEJ Episcopacy Committee by November 15, 2011.

As part of the Episcopal evaluation, over the summer short "Episcopal Assessment" forms will be sent by the SC Committee on Episcopacy Chairperson to the members of the Episcopacy Committee, the Cabinet, the Conference staff, the Chairs of the Conference Boards and Agencies, and the Board of Laity. These assessments will be returned confidentially and anonymously to the SC Committee on Episcopacy Chairperson to be discussed with the Bishop and used in the overall Episcopal evaluation. This process is in accord with what is being required of all the SEJ Annual Conferences at this time.

The committee plans to meet again in September/October 2011 to complete the tasks required by the SEJ Episcopacy Committee.

Current members of the SC Committee on Episcopacy are:

Clergy Members

Diane A. Moseley (10)
Kristen R. Richardson-Frick (04-08)
Barbara Lee Reid (08)
Theron W. Smith (08)
Kenneth B. Timmerman (08)

Lay Members

Betsy Alexander (08), PO Box 528, Murrells Inlet 29576
Edith Arant (08), 372 Betsy Road, Charleston 29407
Robert W. Bedell (08), PO Box 0346, Columbia 29290
Nancy Bradshaw (04-08), 3314 Truman Street, Columbia 29204
Earl Johnson (08), 2235 Palm Court, Darlington 29532
Sandra Padgett (04-08), 208 Quin Oak Road, Lexington 29072
Kristian Roof (04-08), 288 Woldus Road, North Augusta 29841
Jack Shingler (08), 210 Lakewood Drive, Spartanburg 29302
Tasia M. Stackhouse (08), 8077 Thurgood Marshall Hwy., Andrews 29510

Conference Lay Leader:

Joseph E. Heyward, PO Box 384, Florence 29503

Ex-Officio with vote: SEJ Committee on Episcopacy Representatives:

Rev. Timothy McClendon
Carolyn Briscoe, PO Box 1825, Clemson 29633

Respectfully submitted,

Rev. Kristen R. Richardson-Frick, Chairperson

THE ETHNIC LOCAL CHURCH CONCERNS COMMITTEE

(See report next page)

THE ETHNIC LOCAL CHURCH CONCERNS COMMITTEE

The following outlines the Committee on Ethnic Local Church Concerns and its ethnic committees' activities from March 2010 – March 2011.

Events & Programs Funded	Funding Group	Type of Funding Scholarships, Grants Group Equipping Opportunities	Ethnic Group Served	Age-Level (Attendees)	Gender	Lay or Clergy
African-American Women's Leadership Conference for Lay and Clergy	ELCC	Scholarships	African-American	Adults, Older Adults	Female	Lay & Clergy
The Advocate Rev. I.D. Newman Historical Marker	ELCC	Grant	All Ethnic Groups	All Age Groups	Male & Female	Lay & Clergy
Breeze	ELCC	Scholarships	African-American	Youth	Male & Female	Lay
Ebony Youth Ministry	ELCC	Scholarships	African-American	Youth	Male	Lay
Grant Writing Workshop	ELCC	Equipping/Training	African-American	Adults, Older Adults	Male & Female	Lay & Clergy
LeMira Elem. School Emmanuel UMC "Stepping to Success"	ELCC	Grant	African-American Euro-American	Elem. Children	Male & Female	Lay
Native American Rep.	Native American Representative Training	Equipping/Training	Native American African-American	Adults, Older Adults	Male & Female	Lay & Clergy
Pastors Convocation	ELCC	Scholarships	African-American	Adults	Male & Female	Clergy
"Ready" Wesley UMC Pinnopolis, SC	ELCC	Grant	African-American	Children, Youth Adults, Older Adults	Male & Female	Lay
Salkehatchie	ELCC	Scholarships	African-American Native American	Youth	Male & Female	Lay
SEJ Harambee	ELCC	Scholarships	African-American	Youth	Male & Female	Lay
SEJ Multicultural Event	ELCC Hispanic/Latino	Scholarships	African-American Hispanic/Latino Native American White American	Adults, Older Adults	Male & Female	Lay & Clergy
Summit on the Black Church	African American Task Force, ELCC	Equipping/Training	All Ethnic Groups	Young Adults, Adults, Older Adults	Male & Female	Lay & Clergy

Charlotte A. Grooms, Chairperson

THE COMMITTEE ON HISPANIC/LATINO MINISTRIES

The Committee on Hispanic/Latino Ministries continues its mission to connect, equip, develop and grow ministries with Hispanic/Latino communities responding to the call to make disciples of Jesus Christ for the transformation of the world.

This year a new faith community was formed in the West Metro area of the Columbia District under the leadership of the Rev. Emily Sutton. The UM churches in the area have given tremendous support to the birthing of this new congregation. The church is meeting monthly for worship, and meets weekly for small group study. They are offering English as a Second Language classes for adults and literacy programs and tutors for children. This summer they will have Vacation Bible School, and are looking forward to sponsoring a community garden.

Iglesia Metodista Unida Esperanza is in its second year in the Greenville District under the leadership of the Rev. Enrique Gordon. There is an active Sunday School for adults and children as well as weekly worship. English as a Second Language classes and tutorial assistance are offered here as well. The church houses a food pantry and hosts events to welcome and engage the community.

In addition to these mission churches, we have seen an increase in local churches offering ministry and hospitality to Hispanic/Latino persons living in their communities. This committee offers assistance and training to churches that are passionate about, committed to, and interested in beginning such ministries. The support from churches within our connection is essential to continuing the existing work going on in this area, and to expanding our outreach to this ever-growing population.

The Committee on Hispanic/Latino Ministries is also involved in addressing issues of social justice affecting our sisters and brothers. Hispanic churches and communities continue to be targets of vandalism, with hate-filled graffiti painted on buildings. We remember the Biblical mandate to love and welcome the stranger and sojourner among us. Just, compassionate immigration reform is necessary, and we join with and support the work of the Conference Board of Global Ministries' Task Force on Immigration and Refugee Ministries.

We continue to seek to open channels of relationship with Hispanic/Latino communities by offering ministries that meet their spiritual and physical needs. As one Committee member stated recently, "Surely we know that God is in what we are doing."

Respectfully submitted,

Mary V. Teasley, Chairperson

NATIVE AMERICAN COMMITTEE

Reflecting on 2010, Psalm 62; 1-2, comes to my mind. "My soul finds rest in God alone; my salvation comes from him. He alone is my rock and my salvation; he is my fortress, I will never be shaken." Although the elements of man attempted to shake our being last year, we were reminded that God is our rock; we can endure whatever comes our way.

During the summer Native American conference at Lake Junaluska, hosted by the Southeastern Jurisdictional Association of Native Americans (SEJANAM), we were presented with some disturbing information regarding American Indians. This information did attempt to shake us to our core, but we are going to stand firm. Leadership for SEJANAM will now fall upon our committee chair as President for the next four years. Leadership from the entire SEJANAM council will need to be strong as we move forward.

The first shocking news was that there is the possibility that in 2012 at General Conference, a motion will be made to delete Native American Ministries Sunday along with all other special observance Sundays. We are the only racial group impacted by such a move. Native American Ministries Sunday is the key to our mission in "Making the Invisible, Visible." So much of what we have accomplished comes from this outreach and education to the church congregations in our conference. Although we are working hard to overcome our "invisibility" as a people, we still have a long ways to go. This would be a major setback. We will be advocating for our delegates to General Conference to go informed and prepared to speak and vote against this motion should it emerge.

Second, we were briefed on "The Doctrine of Discovery" presented by Jeffrey Worley, Esq., from Pennsylvania. This document was an indebt look at how American Indians have been viewed by the legal system. Recent Supreme Court rulings have not been favorable to Indian people especially since law is based on precedence. For example, Indian tribal police cannot arrest a non-Indian for violent crimes on the reservation because they have no authority over the non-Indian. Yet, state and federal law enforcement did not want to get involved. It basically stripped Indians of criminal jurisdiction over non-Indians on Indian lands. Also, when Indian nations purchase back their traditional lands, it did not restore the sovereignty to the land to include fishing and hunting rights. Tribes waited too long to get the lands back.

The Supreme Court is making rulings based on Papal Bulls and court cases from the 1800s. The core of the legal opinion is the right to conquest – "power, war, conquest, gives rights; subjugating the rights of the indigenous population." The courts have confirmed that Indian tribes or nations are "denominated domestic dependent nations. Their relation to the US resembles that of a ward to his guardian." In essence, Indian people have fewer rights than other people because of conquest in particular the right of land ownership. These are troublesome developments and we are looking at ways to address these issues.

Yet, the beacon of light and hopes remains within our conference with the outstanding treatment and inclusion of Indian people. We still receive so much support. Once again, we increased the number of churches having Native American Ministries Sunday. Yet, we still have a long ways to go to even reaching a quarter of our churches in the conference. We still fight to overcome stereotypes about what we will present if invited. Native American Ministries Sunday is the second Sunday after Easter. In 2011, it falls on Mother's Day; thus, we fully anticipate working with churches in scheduling this special Sunday on a Sunday that is best for the church and our committee. We will be happy to provide speakers at no cost to the church and we have some special to give to the church in return. **To arrange a Native American Ministries Sunday, please contact the chair, Zan Tracy Pender, 803 905-5672.**

We also pleased to announce that we now have two Native Drum groups that are willing to come to churches to provide worship and drumming. However, there are two requirements to schedule a drum. First, a church must have had a first Native American Ministries Sunday presented by our committee. This provides the foundation for all future presentations including the drumming. Second, there is a cost for the drum groups. It is $125 for the drum plus mileage for two vehicles. It takes two vehicles to move a drum group. There are no extra costs if there is more than one church in a charge or more than one service.

In February, we conducted our tenth Native American Representative training. *The Book of Discipline* requires that each church appoint or elect a Native American Representative regardless of race or ethnicity. In return, our committee educates the representative and any interested person. 53 people attended this year's training with 45 new participants. The morning session was educational. After a lunch provided by the Native American Committee, participants enjoyed traditional storytelling, a testimonial about Indian and Christian, the drumming and singing of two drum groups (Keepers of the Word and Southern Fireflies) and a traditional worship service. Mark your calendar because this training is always held the first Saturday in February, February 4th, 2012, in Columbia.

We continue to strive to be good stewards of the monies provided through Native American Ministries Sunday. Fifty percent of the special offering remains in our conference, and *The Discipline* directs the Native American Committee to properly utilize these funds for our mission. I am pleased to tell you that our committee is supporting itself. While ELCC continue to help our committee, we are accomplishing our mission through this special offering, donations and our own fund raisers. We continue to have a detailed operating budget which will help us monitor and use our funding appropriately. We have designated line items for special funding or donations, such as donations for elder baskets.

In 2010, our major expenses included: $1,600 in direct tribal assistance, $2,562 for our semi-annual newsletter, $1,711 for Native American Representative Training, $4,325 in scholarships for summer Indian conference and the American Indian Scouting Seminar, $2,000 for SEJANAM support, and $4,856 in support of Native American Ministries Sunday. Once again, we budgeted our money well and had some funds to transfer to 2011.

We continue our Christmas Elder Comfort Basket project. We thank the conference churches for both the donations of elder baskets and the monetary support of over $1,500 to purchase supplies to balance the donations in all baskets and to cover transportation costs to move the baskets to South Carolina Indian people throughout the state. We set a new record this year with 189 baskets. The cost break for each basket was $25 for a small basket and $35 for a large basket; thus, $5,650 total in value. We are pleased that we did not exceed our budget in making this project successful again this year. A hearty thank you is sent out to Keepers of the Word who continue to work with us in completing this project.

This continues to be an annual project by our committee. We will gather and make Elder Comfort Baskets throughout the year. We need small laundry baskets to be filled with non-perishable food items, laundry detergent, dish washing liquids, bath soaps, shampoos, hand/body lotions, toothpaste and brushes, toilet paper, tissues, health care products for men and women, facial care products, nail clippers, and Christmas candy. **If your church can assist, please contact our vice chair, Cathy Nelson, 843-835-8589.** Our committee also handles cash donations for this project that we use to cover gas expenses for pick up and/or delivery of the baskets.

Sarah Sanchez continues to publish our newsletter. If you would like to receive a newsletter, please let me know, and I'll provide the information to Sarah. We are thankful to her for the job that she does.

This marked our second year with our Native American Email group coordinated by Sandy Nesbit. This has been a true blessing in getting our information out in a timely manner at least once a quarter or when information is critical. If you want to be included, please let Tracy know, so he can forward your email address to Sandy.

We had the largest delegation at the American Indian Scouting Seminar in Tucson, Arizona. The tribal host for the seminar was the Pascua Yaqui. An interesting fact is that the tribe is split between the United States and Mexico. They speak three languages, English, Spanish and Yaqui. They travel between the borders without passports having computer chips in their tribal ID cards.

In conclusion, our faith remains strong and God and Christ remain our rock. Yes, some events of the past year attempted to shake our faith, but we remain strong and steadfast in our mission and goals. We are looking forward to continuing our old endeavors as well as expanding our mission and presence this upcoming year. Thank you.

May the Great Spirit watch over you as long as the grass grows and the water flows. God Bless.

Respectfully submitted,

Zan Tracy Pender, Chair

THE COMMITTEE ON PASTORAL CARE AND COUNSELING

The Committee on Pastoral Care and Counseling has a primary responsibility in addressing personal and family needs of clergy both ordained, and their families. We assist in providing a fee supplement for counseling by one of our approved counselors for a minimum of ten sessions. A list of approved counselors may be requested from the Office of Connectional Ministries.

The following persons are eligible to receive supplementary funds for counseling:

A. Clergy/Diaconal Ministers who are related to the South Carolina Annual Conference of the United Methodist Church as follows:
   1. Full Connection
   2. Provisional member
   3. Associate Member
   4. Local Pastors (Full-time and Part-Time)
   5. Student Local Pastors
   6. Certified Candidates for Ordained Ministry
   7. Retired
   8. All Diaconal Ministers
   9. Diaconal Ministerial Certified Candidates

B. Family Members of Clergy/Diaconal Ministers listed in "A" above in the following categories:
   1. Spouses
   2. Surviving spouses who have not remarried
   3. Children never married and under the age of 23
   4. Children who for mental or physical reasons are legal dependents of the clergy/diaconal minister family
   5. Divorced spouses for a period of six months from date of divorce

6. Premarital counseling of engaged clergy/diaconal ministers and their dependent children in the case of re-marriage.
7. Step-children never married and under the age of 23.

There continues to be a decline in our spending since reviewing our budget requests. We have tried to be faithful in watching the cost of our program spending.

It has certainly been an honor to serve the members of the annual conference. A special thanks to Mrs. Gail Corn for her assistance. Special thanks to the annual conference for your support and the members of the committee.

Cassandra Pasley Jackson, Chairperson

THE OFFICE OF CLERGY SERVICES

The primary purpose of the Office of Clergy Services continues is to serve as a support for and liaison between the Bishop and Cabinet and the Board of Ordained Ministry in areas related to clergy licensing, ordination and status and to serve as a member of the Ministry Advisory Team.

Ms. Bonnie Speas, the Administrative Assistant for Clergy Services, continues to provide excellent support to district offices and candidates with patience and good humor. She maintains our database and oversees the process of requesting and receiving the many annual reports this office is responsible for. The work of this office literally would not happen without her. And it is a pleasure to work with our Bishop and Superintendents on many matters related to our clergy, and to support them as they continue the vital and demanding work necessary to identify, nurture, instruct and supervise the clergy of our Conference.

In working with the Conference Board of Ordained Ministry, a continuing point of emphasis is to clarify the forms and processes that are a part of candidacy. Each year various forms are edited to make them easier to understand, and various documents are produced to provide guidance as to the requirements and expectations related to licensing, commissioning, and ordination procedures. The members of the Board of Ordained Ministry, under the leadership of Rev. Ken Nelson, continue to offer excellent service to the annual conference.

This office has continued with its normal, annual work by helping to organize the June orientation session for those seeking commissioning or ordination; assisting in organizing and holding the Bishop's School of Ministry; and providing support for three meetings of the full Board of Ordained Ministry and meetings of the Board of Ordained Ministry Executive Committee. Without trying to list every event or undertaking of the past year, I continue to respond to requests by phone, email, and correspondence related to licensing, ordination, and all matters related to clergy and their status within the conference, and have met with individuals seeking personal guidance in these areas.

It is a pleasure to serve in this area of ministry.

Timothy J. Rogers, Coordinator of Clergy Services

THE MINISTRY ADVISORY TEAM

The Ministry Advisory Team brings together the leadership of Connectional Ministries, the Council on Finance and Administration, Ordained Ministry, the Board of the Laity, and the Cabinet. During this past year the Ministry Advisory Team has met twice.

The corpus of the William Norman Bobo, Jr. Endowment has been invested in two instruments that will mature in December 2011 and January 2012. At that time, 25% of the income will be added to the corpus, and the remaining 75% of the income will be transferred to the programming account. At the end of 2010, the principal amount of the Endowment Fund was $556,258.94, and the programming account balance was $34,166.91.

In 2010 the MAT authorized the payment of $4,454.75 to partially fund one of five internships designed to introduce ministry candidates to ministry opportunities in South Carolina. These internships were designed and overseen by the Board of Ordained Ministry.

The MAT discussed the Resolution on Racism adopted by the 2010 Annual Conference and the response called for by the MAT. Discussions have been initiated with the General Commission on Religion and Race to investigate the design and resourcing of a process to address racism. In addition, the Congregational Specialists have been asked to work with district Connectional Ministries to identify things already being done in local congregations to respond to racism, in order to create a resource list for local churches across the conference.

The MAT continues to have discussions regarding conference-wide issues, to exchange information between the various branches of ministry represented in the MAT, and to develop both an understanding of and responses to those issues.

Respectfully submitted,

Bishop Mary Virginia Taylor
Chairperson, Ministry Advisory Team

THE TRUSTEES OF THE ANNUAL CONFERENCE

The Board of Trustees ("Board") continues to pursue the proper disposition of properties of discontinued and abandoned churches. A legacy of dozens of properties, the locations of some of which were unknown at the outset, has now been substantially addressed. In a number of instances, the Board has been able to act on properties through sale or other disposition.

The Board conveyed the property of the discontinued Center Methodist Episcopal Church, South (Oconee County, Anderson District) to the Oconee Heritage Center. This historic property is destined to become the centerpiece of the Oakway community for ecumenical and community activities. This good news story illustrates the variety of ways in which the Board has approached finding caretakers for the properties of long abandoned or discontinued properties.

A letter was sent to all the churches in the Anderson District inviting them to become caretakers of the Asbury-Clark property.

A caretaker has been identified and will be announced early in 2011. The caretaker will receive each year a portion of the annual net income from the Asbury Clark Cemetery Endowment Fund to care for the cemetery. The creation of the endowment was authorized by the 2009 Annual Conference. The endowment is maintained by The South Carolina United Methodist Foundation, Inc. The Rev. Dr. Roger M. Gramling, President of the Foundation was of invaluable assistance to the Board on this project.

An agreement was reached with a realtor to market the property of the discontinued Woodside UMC in Greenville County.

Discussions were undertaken with the Cemetery Association of Pisgah United Methodist Church in the Columbia District to perpetuate the care of the cemetery and the church building of the discontinued church. These discussions have been extended to include Fair Lawn UMC as a potential caretaker for that cemetery.

Pursuant to the direction the 2007 Annual Conference, the Board is sponsoring a resolution to this annual conference that recommends the use of the funds from the sale of the property of the discontinued Spring Branch UMC in Marion County. The Board seeks to use the funds for its work in dealing with discontinued and abandoned properties.

The Board conveyed the property of the discontinued Wesley UMC (Williamsburg County, Florence District) to Mt. Zion UMC which has cared for the cemetery property for many years.

Attached to this report and incorporated by reference herein is an accounting of the funds of the Board of Trustees for this past year, along with a listing of all real property being overseen by the Board, as required by paragraph 2512.6 of the 2008 *Book of Discipline*.

Much work remains to be done. The Board looks forward to its continued service on behalf of the Conference.

James F. Leathrum, Chair

Detail Accounting for the Trustees of the Annual Conference
December 31, 2010 (Unaudited, Cash Basis)

South Carolina Annual Conference Trustees
Financial Report for the Period January-December, 2010

Operations Account			
Operations Account Beginning Balance --			$154,905.66
Income --			
Sale of property			
Other Income		2,403.75	
Interest Income		3,070.24	
Total receipts			$5,473.99
Expenditures –			
Insurance	(7,112.24)		
Legal expenses	(10,663.18)		
Greenville County Storm Water Fees	(400.00)		
Asbury/Clark cemetery Maintenance	(1,125.00)		
Appraisal Service – Woodside UMC	(950.00)		
Printing	(167.55)		
Board Travel and Lodging	(1320.58)		
Yard care for Woodside	(860.00)		
Miscellaneous	(122.75)		
Total expenditures			(22,721.30)
Operations Account Ending Balance			**137,658.35**
Certificates of Deposit			
First Palmetto Savings Bank (@1.14%, Matures 4/6/11)	252,127.24		
SC Community Bank (@ 1.00%, Matures 4/15/11)	150,000.00		
SCBT (@ 0.50%, Matures 4/6/11)	50,000.00		
Certificates of Deposit Total Balance			**452,127.24**
Pisgah UMC Maintenance Fund			
Beginning balance	1,044.38		
Rent	1,000.00		
Insurance premium	(1,060.60)		
Pisgah UMC Ending balance			**983.78**
Total Combined Balance		**590,769.37**	

Accounting By Property

Property	**District**	**Designation**	**Amount Held**
Asbury Clark UMC	Anderson	Undesignated	343,647.84
Concord Property UMC	Greenville	Undesignated	42,219.76
Zion-Andrews UMC	Greenville	New Beginnings UMC	58,613.59
Spring Branch UMC	Marion	Undesignated	52,732.40
Woodside UMC	Greenville	Urban Center	(3,017.31)
Pisgah UMC Maintenance	Columbia	Pisgah Maintenance	983.73
Undesignated Funds Held Annual Conference		Undesignated	95,589.36
	Total Funds		590,769.37

Real Properties Being Overseen by the Board of Trustees as of December 31, 2010

Asbury Clark UMC cemetery (Anderson District)
Broomfield UMC (Walterboro District)
Woodside UMC (Greenville District) This property is for sale.
Pisgah UMC cemetery (Columbia District)
Arrington Memorial UMC (Greenville District)
This property is being used by Esperanza Mission Congregation through a cooperative agreement with the Greenville District Trustees.
Concord UMC (Greenville District)
This property is being used by Greenville Korean Mission through a cooperative agreement with the Greenville District Trustees.

As set forth previously in the report, the Board of Trustees has an ongoing effort to determine the status of a number of other properties throughout the various districts of the South Carolina Conference.

THE BOARD OF CAMPS AND RETREAT MINISTRIES

The South Carolina Annual Conference continues to be blessed with a vibrant camping and retreat ministry. It is a joy to work together with you to fulfill our mission statement of "Serving all people for Christian birth, growth, and renewal."

The Conference year 2010-2011 saw a major leadership transition in our ministry. After three years as Executive Director, the Rev. Jody Oates left to pursue work in camp consulting on a full-time basis. Jody came at a crucial time in the history of camping and retreat ministry in our Conference – just as Asbury Hills was receiving a major Conservation Easement grant from the state of South Carolina. His expertise in consulting and visioning were key assets to our Board at this time of transition. Our Board is very grateful for Jody's time with us, and we wish him well in his new work.

We are pleased to announce the hiring at the end of 2010 of a new Executive Director, Arthur Spriggs. Arthur brings to our ministry a wealth of experience in the field of development, having been a very successful United Way executive director, and in the field of Christian camping, having been the director of several YMCA camps. Our Board is excited to welcome Arthur to South Carolina, and we enthusiastically anticipate his leadership among us.

Camping ministry in the South Carolina Conference will celebrate a major milestone this year: Asbury Hills will turn 50 years old. An anniversary celebration is planned for September 2-4, 2011 (Labor Day weekend). We hope camper and staff alumni and all friends of the camp will make plans to be at Asbury Hills for all or part of this weekend celebration.

Asbury Hills continues its strong tradition of summer camping ministry, and we are looking forward to another great summer in 2011. Perhaps the most exciting growth at the camp in the past year has been our increase in year-round retreat ministry, which has been made possible by our improved facilities.

We are currently raising funds for a new Lake Chapel at Asbury Hills in memory of Sidelle Derrick, a beloved servant of South Carolina United Methodism and a long-time Camps and Retreat Ministries board member. Accessible for adult retreat guests as well as summer campers, this outdoor chapel will greatly enhance our opportunities for worship at Asbury Hills. Gifts to the new Lake Chapel will be a wonderful way for individuals or congregations to honor Sidelle's memory and enhance the ministry of the camp that she loved.

Our Board continues to assess the demand for and feasibility of future development of Sewee Coastal Retreat Center as an adult retreat center. For a number of years, Clemson University conducted marine biology camps at Sewee during the summer. Currently the Board has expanded that relationship by leasing Sewee to Clemson year-round for a variety of community youth outreach programs.

The Board of Camps and Retreat Ministries is honored to lead our Annual Conference in the work of "making disciple of Jesus Christ for the transformation of the world" through camping and retreat experiences.

C. E. "Smoke" Kanipe, Jr., Chair

THE JAMES L. BELIN BOARD OF TRUST

Before his death in 1859, the Reverend James L. Belin established a trust fund in his will directing that "profits from the estate should be appropriated for the benefit of missions." The Belin Board of Trust manages and administers the assets of the trust for the long-term interest of the missional needs of the South Carolina Conference of the United Methodist Church. Each year the Board allocates a portion of the earned income to the Board of Global Ministries to be used for one-time missional projects and programs.

At the March 5, 2010 meeting, the Board received and approved the annual audit from the firm of Webster Rogers LLP.

During the year the Board changed financial management consultants from Smith Barney's Consulting Group to Morgan Keegan & Company, Inc. Investments are made in conformity with the Board's socially responsible management philosophy.

The sum of $70,000 was made available to the Board of Global Ministries for mission grants.

The following officers were elected for 2011:

Chairperson:	Joe N. Long Jr.	Secretary:	Frank Sanders
Vice-Chairperson:	Stuart Ford	Treasurer:	Marty Nason

Joe N. Long, Jr., Chairperson

THE TRUSTEES OF *THE S.C. UNITED METHODIST ADVOCATE*

One year ago at Annual Conference the Advocate introduced our new editor, Jessica Connor. When Emily Cooper, editor emeritus, retired she said she wanted to see the Advocate go to the next level. The Advocate Board believes that goal has been accomplished with our present editor. Jessica has continued the connection with highlighting individuals, local churches and the

districts in featured articles. It is hard to believe that there was a time when the Advocate didn't cover events across the conference. The Conference has rediscovered a means to get information to its members through the Advocate. Articles, commentaries, and letters to the editor make us all think about the greater church and stimulate us to continue the dialogue. Listed below are some of the accomplishments of this past year:

- Reduced office space and rent cost by 1/3
- Eliminated $10,000 outside web fees
- Launching a major campaign to promote the Advocate as a connection tool
- Contracting with a commission-only advertising sales representative
- Utilizing new efforts to increase circulation, including web-only models, direct mail solicitation, online subscription marketing, promotion of church plans to save churches on subscription rates, etc.
- Encouraging on-line "green subscriptions" and accepting online payment
- Heavy outreach to districts and local churches in seeking and publishing news
- Launching new columns such as history and pop culture, and continuing more established ones, such as health, Sunday School lessons, etc.
- Utilizing editorial interns
- Launched Facebook and Twitter pages
- Keeping page count down to reduce printing and mailing expenses
- Exploring grants as an alternative funding source
- Tweaking appearance and design of the Advocate to include more front-page news stories, and bigger photos
- Continuing to intentionally showcase multiculturalism in articles and photos
- Continuing evaluation of how the Advocate is perceived
- Continuing to promote Green Theology
- Continuing with free one year subscription for all new church members if notified
- Continuing with "Five for $25" where pastors can select five people to get a discounted subscription ($5 apiece instead of $15 apiece)

AWARDS:

Within two months of writing for the Advocate Jessica had picked up a **News Excellence** award from the United Methodist Association of Communicators for her "All Children of God" article on the West Metro Hispanic Ministry in the September 2010 edition.

In the 2010 S.C. Press Association News Contest the Advocate won first place in the associate/individual member division for **Best Newspaper Publication** and third place for **Best Published News Story** for Connor's article, "Campus Funds Frozen," which appeared in the October 2010 edition.

The Advocate seeks constantly to keep the news product strong and relevant, filled with key issues and interesting features on missions and ministries that concern all ages of United Methodists in South Carolina.

The Advocate Board is looking forward to 2012 and celebrating the 175 year history of the Advocate with the publication of a history book of the Advocate.

Marilyn Murphy, Chairperson Advocate Board of Trust

THE UNITED METHODIST CENTER BOARD OF TRUSTEES

Routine maintenance and operations have been carried out during they year. This specifically included some tree work and resealing of the Conference Center parking lot. Tenants of the Conference Center of the Methodist Center include Annual Conference Offices and the Advocate. For 2012 rent will increase $0.50 per square foot due to rising utility costs. It is also expected that the Advocate will give up approximately 350 square feet of office space.

Steven D. Morgan, Chairperson
Anthony C. Prestipino, Treasurer and Director of Administration

THE UNITED METHODIST MEN

Men's Ministry in the South Carolina Conference continues to focus on "Making Disciples". It is indeed our desire to encourage men to engage in prayer, bible study, and missions on a daily basis.

Our agenda is to identify, train and equip men's ministry leaders. We hope to accomplish this on a conference, district and local church level. In doing so these leaders can help men identify their roll in church and society and give them confidence to be a better witness for Christ in their daily lives. Our plan includes finding new ways to meet men where they are in their walk with Christ, and help move them along the path of discipleship.

In November we began with a weekend planning session. This meeting of the executive committee yielded a renewed excitement and passion for the upcoming year.

The Year began with our Spiritual Retreat "A Man's Heart". Keynote speakers this year were Dr. Frederick Yebuah and Dr. Rodney Powell. Workshops on wellness, prison ministry, missions, and adventure were offered. These were in addition to our focus on scouting, prayer, and other partner ministries.

The newly developed "Understanding Men's Ministry" course is a twelve hour course based on the "No Man Left Behind" model. This course can be used to train local church leaders and has also been embraced by the Laity as an Advanced Lay Speaking course. Eighteen trainers have been certified in the conference and the first class was held in the Greenville District for laymen in March. This course will be offered in addition to the "Reaching Every Man" course giving us depth and alternative levels as to scope and time limitations. In addition we plan to have rallies in at least four districts this year unveiling a new evangelism tool that will assist men in approaching others that may need Christ in their lives.

As of today the South Carolina United Methodist Men have three "Men's Ministry Specialists" commissioned by the General Commission on United Methodist Men. Herman Lightsey, John Gaither and Steven Lathrop have received credentials and are available to train at the conference, district, and local church level. Congratulations are in order for their accomplishment.

We continue to work with our partner ministries such as Prayer, Strength for Service, Scouting, and the Society of St. Andrew. These partners increase our reach in our effort to be in service. As in the past, service to God through our witness to men is our primary goal.

Respectfully,

Dale H. Sherrin Sr., Conference President

THE UNITED METHODIST WOMEN

Faith · Hope · Love in Action

As United Methodist Women, we are rooted in the faith expressed in traditions and witness of the United Methodist Church. We are part of a community that demonstrates the love of God in action. We have opportunities to create units or renew a unit, create circles of younger women or give youth opportunities to build community while learning about what mission is. During the past year we advocated for better means of health care, environmental and social justice. We provide mission money to the five mission projects in our state. We contribute to designated and undesignated Mission giving. We are the hands and feet of Jesus, caring for those who are ill in hospitals and clinics and engaging in ministry with the less fortunate.

We have done well in developing leaders. We use training at every level of our organization to connect and share leadership experiences. We will continue to look for new ways to involve young women in the organization and help them understand their story as a part of the story of God's work in the world.

Through out the year we have had committee meetings, events, training, and annual conferences to fulfill the purpose of United Methodist Women. Our leaders worked diligently to prepare programs that were inspiring and meaningful. Capitol Day in March was an opportunity to learn about legislation affecting women, children and youth and to hear from legislators. Topics included: human trafficking, the church's role in going green, our carbon footprint, DHEC's role, Sudan's mission update, and the church's role in connecting advocacy and the local church. The speakers were informative, challenging and encouraging.

2010 was the year for our Assembly which was held in St. Louis, Missouri April 30-May 2. Of the 6500 women in attendance, South Carolina had 155. We took busses, cars, and some even flew to this gathering of sisters. The theme was "Faith, Hope, Love in Action." This theme is the vision for United Methodist Women for the future. Assembly showed that mission does not exist without the work of women. Without mission, the church turns inward, withers and dies. Through spiritual growth, prayer, study, supportive fellowship, and fundraisings, United Methodist Women look to the future with hope rather that despair.

Our Spiritual Growth Retreat in late May was led by Rev. Diane Moseley, Executive Director of Killingsworth in Columbia. The theme for this retreat theme was, "Called by Name." Rev. Moseley reminded us that names affirm relationships. It was a wonderful time to be in the presence of God. We are unique because we have been called by name to be in His service.

Do you like singing, clogging, yoga, or liturgical dancing? Do you want to learn more? If so, you had the opportunity to participate at our "Come Together, Be Together" event held June 5 at Woodland United Methodist Church in Rock Hill. Aside from doing fun things, were also inspirited by Rev. Sheila Elliot, Associate Pastor at Francis Burns UMC in Columbia.

Evaluation forms indicated that the School of Mission held in late July at Spartanburg Methodist College was a tremendous success. The studies were: For the Love of God: John's Letter, The Beauty and Courage of Sudan and Mission and Evangelism.

In 2010 the School of Christian Mission held a successful Youth Event at Chapin UMC on August 7th. The School Committee is working on expanding the Youth Event to take place in 3 locations across the state in 2011. We hope to make it easier for young women to be a part of this Youth Mission Event by offering the same event on the same day in different parts of the state.

The time for reflections and accomplishments during the year came during our Annual Meeting at Belin Memorial United Methodist Church in Murrells Inlet. The theme for this meeting was Faith· Hope· Love in Action and the Marion District was our host. A Bible Study was held for the entire Conference and was lead by Carolyne Rogerson, former Conference Lay Leader. Our own Bishop Mary Virginia Taylor was our speaker. Our theme was Galatians 5: 1-6. During the conference our budget was set and pledges to Mission received. New Officers were: Linda J. DuRant, President; Marlene Spencer, Vice President; Mission Coordinator for Social Action, Michelline Cooper; Mission Coordinator for Membership Nurture and Outreach, Cathy Ford; Secretary for Program Resources, Judy Roumillat; and 2 new members of the Committee on Nominations Selena Ruth Smith and Patsy Whitaker. Ann Alexander, Communications Director and Betty Swinton, Secretary were elected to a 2nd 2 year term. These new officers and those continuing to serve were installed by Bishop Taylor. We also recognized retiring Officers: Mary Johnson for four wonderful years as our President, Linda DuRant as Vice President, Rebecca Rochester as Social Action Coordinator, Willa Mackey as Membership Nurture and Outreach Coordinator, Marlene Spencer as Secretary for Program Resources, Tonita Thompson and Carolyn Walker-Thompson as members of the Committee on Nominations.

Officers' Training was held at Francis Burns UMC in Columbia with 140 District Officers attending training held for them by their Conference Counterparts.

As we close another year in the history of United Methodist Women in South Carolina, we continue to seek God's blessings in all that we do as we strive to put our Faith· Hope· and Love into Action.

In God's Service,

Mary Johnson, President 2010
and Linda DuRant President 2011

THE REPORT OF THE CONFERENCE CHANCELLOR

Pursuant to ¶ 603.8 of the *Discipline*, the Conference Chancellor is nominated by the Resident Bishop, elected by the Annual Conference, and serves as the legal adviser to the Resident Bishop and the Annual Conference. In accordance with ¶ 602.10 of the *Discipline*, the Conference Chancellor has the privilege of the floor without vote during sessions of the Annual Conference. By Standing Rule 98, requests for the services of the Conference Chancellor are made through the Episcopal Office. The Resident Bishop has designated the Conference Chancellor (along with the Conference Secretary) as a liaison to the Conference Board of Trustees. The following addresses several contemporary topics that concern local churches in our Annual Conference.

As the Chancellor, I occasionally field questions about the incorporation of local churches. My sense is that there are misperceptions about what incorporation is and what it does for the local church. The historic and current reason for incorporation is the limitation of liability. Through incorporation under the state law of South Carolina, a local church can create a separate legal entity for the operation of the church. The corporate entity acts as a shield that, in most instances, protects the church corporation's trustees, other officers, and individual members from allegations of liability (including tort and contractual liability) made against the local church for acts undertaken by the church corporation.

Incorporation will not shield a church corporation's trustees, other officers, or individual members from their own negligence. Incorporation will also not protect the corporate assets of the church corporation; thus, it is imperative that local churches ensure that their insurance coverages are adequate. While the *Discipline* does not mandate the incorporation of local churches, incorporation nevertheless continues to be an excellent idea for local churches. Insurance coverage, on the other hand, is a necessity for all churches, incorporated or not. I highly recommend that each local church periodically review its insurance coverage with a qualified insurance professional who can analyze the activities and specific needs of that church.

As the Chancellor, I often have the opportunity to review the deeds of local churches. Frequently, the deeds reflect the conveyances of property from many decades ago. In some instances, the deeds do not contain the appropriate denominational trust clause that is required by our *Discipline*. In other instances, the deeds do not reflect the current name of the church, or the property is titled in the trustees of the church rather than in the corporate name of the church (for those churches that have been incorporated). Local churches are encouraged to review their property records and update them as necessary.

My work for the Conference over the past year has increased my concern about the problems church cemeteries pose for future generations of United Methodists. An article appeared in the Associated Press on July 4, 2010, entitled, "Towns Grapple with Tidying Forsaken Cemeteries." The article discussed the nationwide problem of abandoned cemeteries and the difficulties, including the expenses, associated with abandoned cemeteries. One statistic cited in the article that reveals the depth of the problem is that researchers from several decades ago estimated the number of abandoned cemeteries in North Carolina at that time to be at least 10,000. Church cemeteries were cited as part of the problem. Who will provide the care and maintenance for the cemeteries of discontinued United Methodist churches in South Carolina? How will the care and maintenance be funded? Very few churches that are discontinued have adequately planned for the future care of their cemeteries. Moreover, cemetery associations have not proven to be a very effective solution because of the inability of these associations to perpetuate themselves. Any church that is considering the establishment of a church cemetery (or a columbarium for that matter) should carefully consider the future implications of its action.

Thank you for allowing me to serve the Conference over the last year. I have appreciated the opportunity to work with the dedicated clergy and laypersons of the Conference.

R. Jeffords Barham, Conference Chancellor

THE REPORT OF THE CABINET

Bishop Taylor, Members of the Annual Conference

To represent the work of the men and women who together form Bishop Taylor's Cabinet is an honor and to stand before this annual conference is a humbling and exhilarating experience. I'm grateful for the chance to present the 2011 Report of the Cabinet.

Last year numerous persons responded to my questions regarding the makeup of this report with a simple request, "Tell us that there is hope." For me that was an easy response to make. Scripture and the presence of the Holy Spirit convince me that we are cushioned by the hope that comes from an eternally vigilant Lord and Savior who has chosen to not only love us but as John attests has chosen to be love.

The responses to my questions regarding this year's report to the Annual Conference indicated that more and more of us have recognized that we are living in a season of uncertainty for people of faith. The uncertainty is not – as much of popular culture stereotypes it – that the role of the Church has changed. The role of the Church has been and continues to be to bear witness to the life, death and resurrection of Jesus Christ. How to be faithful and fruitful to that witness is a much harder response to form.

Paragraph 401 of the *Book of Discipline* relates the Task of the Superintendency by an emphasis that the work of the superintendency cannot be separated from the nature of the office. It is the nature of the work to "equip the church in disciple making ministry" and to "enable the gathered Church to worship and to evangelize faithfully." The paragraph goes on to use words such as extend, help, initiate, equip, ordering, and facilitate. The paragraph ends with "The formal leadership in the United Methodist Church, located in these superintending offices, is an integral part of the system of an itinerant ministry. And the heart of that place in the itinerant ministry is helping local congregations live in fruitful and faithful ministry.

The decisions of the 2005 Annual Conference to begin a restructuring of the work of the Annual Conference have placed a renewed emphasis on not only the primary ministry of the local congregation but also the value of the district in connecting and equipping. In the past year, as District Connectional Ministries began to organize and function, we have seen that local congregations can be excited when they are in conversation with each other. And, when excitement comes then suddenly there is an energy that transforms into a ministry that provides its own source of hope. Several of the local congregations in the Rock Hill District having taken up new ministries speak of the relief that they feel to be doing a new thing that blesses their community. It is literally a burden lifted to move their minds and hearts out of self-preservation and into service for others. They also speak of the gratitude that they feel to other United Methodist congregations who work along side them sometimes physically, sometimes financially and perpetually prayerfully.

And cabinet members have joyfully discovered that we have much to offer to these local congregations in their individual and connected ministries. For the transition from an annual conference structure that operates from the top down to a structure that leads from the local church level up to be fruitful, requires an increased familiarity and communication across the boundaries of a district. This Cabinet trusts that the United Methodists of this Annual Conference have heard and by God's grace desire to respond to the gospel commands and blessings of Jesus Christ. However, we also trust that in connecting the congregations with one another we are being faithful and fruitful to our task to extend, help and initiate.

In 2010, we believe that we have seen that it is possible to look to the local congregation as the primary area of service to Jesus Christ without losing the connection that is a vital part of our identity. This connection feels true. It is formed out of shared prayer and conversation. It is sustained by regular contact. It is acted out by neighbors who have become closer brothers and sisters in Christ. In the long run, this connection will create more and more opportunities for larger and larger visions but the building stones will be the shared connections among local churches.

The renewed emphasis on the work of the local congregation is a living reminder of the value of pastoral leadership. Across the annual conference superintendents have increased efforts to connect young adults with the conference. Keeping these bright, energetic young adults connected and related to South Carolina is a primary task for the cabinet. Seminary visits are intentionally done on an annual basis. To meet the young adults who are part of the community as well as their second career counterparts gives a picture of the future of the church. They are engaged, well prepared and determined to make a difference in the work of the greater Church. The Cabinet strives to be a bridge between that determination and the need within the local church for just such leadership.

A changing church is also challenging local church pastors to adapt their gifts and call to the new expectations and directions of ministry. The cabinet continues to increase the amount of time spent with district pastors who are the front line of leadership for success in their local congregation. To raise expectations and change directions is an unrealistic work unless pastors are equipped to higher levels by information and coaching.

Two of Bishop Taylor's specific requests of her cabinet are beginning to be significant across the annual conference. First, the monthly gatherings of pastors which was greeted with some skepticism has evolved into a place for pastors to not only share fellowship but vision as well. There is an energy that is visual when pastors learn from and teach one another. And there is a celebration when dreams are shared and others take them up with you. Second, after seven years of annual conference recommendation, the Natural Church Development tool for ministry has achieved a level of participation that gives hope that we may reach a place where a majority of our local congregations are using the surveys and offered coaching to focus on specific areas of ministry. Particular benefit is present for the congregation who under stress cannot see a place to start a needed turn around. The first benefit is the start of looking with intention at one piece of ministry.

The past year has also seen much conversation about the role of the superintendent in a proper distribution of resources and leadership. In 1972, the Annual Conference set the number of districts at twelve and that number has not changed up to this time. No district in South Carolina has fewer than seventy churches and most have eighty or above. These numbers represent in most cases a higher number of local congregations than are served by superintendents in most annual conferences. Districts in annual conferences who have reductions of districts still serve fewer congregations than the superintendents of the SC Annual Conference. To reduce the number of districts by two would mean that each district in the annual conference would average one hundred and four churches. The additional local congregations would mean a corresponding challenge in the ability to form relationships with local congregations. These relationships are crucial during appointment season and in the tasks of equipping and connecting local churches for ministry.

The relationships are crucial as well to the "formal leadership" that the Discipline stipulates as the task of the superintendent. Bill Easum in his book "Ministry in Hard Times" suggests that in hard times leadership becomes more important. A redistribution that results in fewer superintendents who spend more time in cars, traveling longer distances and that allows less time in local churches is a weakening of the ability to equip and connect.

Some voices have asked questions as to how the reduction of district numbers in other annual conferences has impacted the work of the annual conferences. In annual conferences across the southeast, some answers are apparent. Challenges have arisen with the work load. In some cases, districts have already been restored and in one annual conference an assistant superintendent has been added to even out the work load. Apportionment collection has suffered in two of the annual conferences and local congregations have complained that they have reduced connection to the annual conference.

And that connection is going to be crucial in the coming years. Lovett Weems speaking to cabinet members of the Southeastern Jurisdiction spoke of a gathering wave of scarcity and loss approaching for the United Methodist Church. Consider for a moment what your local congregation will look like in the year 2018. What ministry will be your main focus? What reason will you give for coming together as a local congregation? Who will be sitting in the pews? What resources will be available from within and outside the congregation? For some of us it is a picture of long unspoken fears of aging, endings and hopelessness.

However, it is not a picture that is fore ordained. Weems suggests and I believe that it is possible that the way to live within the wave of limited resources and generational transitions is to meet the gathering wave with another. This wave would made of people so entrenched in fruitful ministry that they form a literal barrier against the power of loss and scarcity.

Consider your congregation in 2018 meeting the year with people so engaged in fruitful work for Jesus Christ and with ministries that touch not only your membership but the entire community around you; so engaged that loss is overcome by promise and that endings are instead resurrection. The cabinet of the South Carolina Annual Conference is committed to being a part of the work that prepares each district and each local church to reach that strength of ministry that bears the fruit of the faith lived out in each.

Sara A. White

LAKE JUNALUSKA ASSEMBLY, INC.

There is great excitement at Lake Junaluska these days. We are preparing to celebrate our 100th anniversary in 2013, we are taking advantage of the energy that often accompanies a transition of leadership, and we are beginning to realize the incredible untapped potential that exists in this wonderful place we call Lake Junaluska.

As we prepare for the Centennial Celebration in 2013 we are reflecting on the amazing history of this place and the important

relationship we have with the Southeastern Jurisdiction and each of the annual conferences making up the SEJ. **Thank you** for your generous support over the years; we would not be here today if it was not for you and, as you know, we belong to you. We realize that the world has changed, the United Methodist Church is changing, and that the old models of financial support within our church will also need to change. It is our hope that any future financial support that we receive from annual conferences in the SEJ will occur because of who we are and that what we do adds significant value to fulfilling the mission of local congregations, the annual conferences, the Southeastern Jurisdiction, and The United Methodist Church as a whole.

In our efforts to live fully into the potential that exists at Lake Junaluska we have begun a four step process: 1) to clarify and own the mission and vision statements, 2) to develop a strategic plan that will allow us to fulfill that mission and vision, 3) to secure the resources that are necessary to fund the strategic plan, and 4) to fully implement the plan. The Board of Directors of Lake Junaluska Assembly, Inc. affirmed a revised mission statement in March 2011, "The mission of Lake Junaluska is to be **a place of Christian hospitality where lives are transformed through renewal of soul, mind, and body."** A Strategic Planning Task Force has been appointed by Bishop Goodpaster with the charge of bringing a comprehensive strategic plan to the October board meeting. We are dramatically strengthening our Development program to be ready to provide opportunities for people and organizations to help us fund the new plan. We have already begun to make changes in the way we operate that will continue to be modified and improved as we "move on to perfection", a good Wesleyan concept.

Of course, one of our greatest challenges is how to appropriately remember the past but boldly embrace the future. We are diligently working to identify those things from our past that must be preserved, at the same time envisioning a future that will require us to do things very differently than we have in the past. We are looking forward to working in partnership with you.

I was attracted to this new position not only because I have come to love this place we call Lake Junaluska but because I see so much potential for this "holy ground" playing a critical role in impacting the world for God and for good. And I am convinced that the potential I see for this place today is only a small fraction of what we can become. I am so grateful for the vision of those who founded Lake Junaluska almost one hundred years ago and am humbled by the opportunity to provide guidance as we enter into the next one hundred years of helping to usher in the Kingdom of God through Lake Junaluska.

The future of Lake Junaluska is indeed very bright.

Jack Ewing, Executive Director

AFRICA UNIVERSITY

Africa University: Serving God. All the Time. Everywhere.

Support from United Methodists around the world has enabled Africa University to strongly emerge from Zimbabwe's recent economic and political crises.

"As we have endured Zimbabwe's national crisis, we have, indeed discovered not only what we are, but reinforced whose we are," says Dr. Fanuel Tagwira, vice chancellor. "We are preparing Africa's newest generation of leaders while proclaiming our faith and allegiance to Jesus Christ."

The University is preparing to celebrate its 20th anniversary of ministry and service to Africa in 2012.

The University offers its thanks to the 21 annual conferences that met 100 percent of their apportionments for the Africa University Fund. In 2010, United Methodists contributed nearly $2.2 million to the Africa University Fund. That represents more than 86 percent of the $2.5 million goal. The Fund supports general operating costs, such as faculty and staff salaries and upkeep of facilities.

While meeting apportionments is important, second mile giving to the University's endowment for student scholarships is vital. Our students have a great need for scholarship support.

Africa University graduated 349 students in June 2010, and opened the 2010-2011 school year with 1,200 students representing 25 African countries. Since opening in 1992, more than 3,500 students have earned bachelor and master's degrees. Africa University prepares leaders in theology, agriculture, business and social sciences, health sciences, and peace and justice.

Africa University's curriculum and support of the surrounding community reflects our biblical commitment to service and our Wesleyan heritage. Our graduates are prepared to serve Africa in ways that reflect the church's four areas of focus, ministering to the poor, combating diseases of poverty, creating and revitalizing congregations, and developing principled Christian leaders.

The 2010 graduating class included 39 recipients of the University's inaugural Master's Degree in intellectual property. They represented 15 African countries. Africa University is the first university in sub-Saharan Africa to offer this degree. It stresses the value of protecting intellectual property for the people of Africa. It is one more example of the ethos of the University – preparing leaders who remain in Africa to serve Africa.

Another important aspect of the University is our commitment to gender diversity. Our student body is nearly evenly divided between females and males. That is a significant development in Africa – a positive sign for the expanding role of women across the continent.

Another positive sign is the commitment of African United Methodists to take an even more active role in supporting the University. African bishops broke ground in the 2010-2011 academic year on a new housing facility for staff – funded by annual conferences in Africa. This housing unit is expected to be ready for the opening of the 2011-2012 academic year in September.

Africa University is preparing to add additional cyber campuses. Student applications far outstrip our ability to educate students on our Old Mutare campus. That is why we are adding more locations to our on-line cyber courses. Our first virtual campus is located in Maputo, Mozambique. As we broaden our service to all of Africa, we are planning virtual campuses in the Democratic Republic of Congo, Liberia, Côte d'Ivoire and Sierra Leone. A key to the success of these cyber campuses will be our new, expanded ability to reach the world through the Internet. We recently finished connecting with a new high speed, fiber optic cable system that links Zimbabwe with the world.

All of this is happening through the prayers and financial support of United Methodists around the world. Encourage your church to meet its Africa University Fund shared ministry obligation this year. Your support is part of The United Methodist Church's response to God's call to serve Africa. Your support helps to prepare Africa's next generation of leaders. They will spread the Gospel of Jesus Christ, improve health care and living conditions, expand business and commerce, and educate another generation of leaders in this rapidly changing region of the world.

Grace and peace,

James H. Salley, Associate Vice-Chancellor for Institutional Advancement

CANDLER SCHOOL OF THEOLOGY

Candler School of Theology prepares *real* people to make a *real* difference in the *real* world. Our distinctive commitment to authentic discipleship and relevant ministry enables us to develop uniquely well-rounded leaders who are challenged academically, encouraged spiritually, and immersed in Christian service from the first day they arrive on campus.

As one of the 13 official seminaries of The United Methodist Church, Candler is grounded in the Christian faith and shaped by the Wesleyan tradition of evangelical piety, ecumenical openness, and social concern. As one of seven graduate professional schools of Emory University, Candler provides a rich context for learning and formation supported by the extensive resources of a top-tier research university. As a school located in the major metropolitan area of Atlanta, Georgia, Candler offers students a learning laboratory that reflects the highly diverse communities of our 21st century world. There is no better place for ministry preparation that addresses our major denominational priorities: developing leaders, starting and growing churches, ministry with the poor, and improving global health.

Candler's student body continues to reflect the diversity and breadth of the Christian faithful. Our enrollment stands at 469, with 358 seeking the Master of Divinity, 67 the Master of Theological Studies, 16 the Master of Theology, 14 the Doctor of Theology, and 14 enrolled as Special, Non-Degree students. The total student population is 25% US ethnic minority, 9% international, and 52% women. Forty-six denominations are represented, with 52% of MDiv students being United Methodist. The median age of our entering class of MDiv students is 26, with 57% of total enrollment under thirty.

To ensure that our students are prepared for leadership in an increasingly global context, Candler continues its emphasis on internationalizing the curriculum. This fall, Rev. Dr. Beauty Maenzanise, dean of the theology faculty at Africa University in Zimbabwe, joined us as the 2010-11 McDonald Chair in the Study of Jesus and Culture, and the Rev. Dr. Margot Kaessmann, former head of the 14 million-member Protestant church in Germany, joined us for a semester as visiting Theologian-in-Residence. This year, Candler has academic exchange partnerships with theology schools across five continents and nine countries, including many related to The United Methodist Church. In addition to our ongoing summer internship program with the Methodist Church in the Bahamas, Candler once again partnered with International Relief and Development, Inc., to send eight student interns as far as Cambodia and as near as Gulfport, Miss., to address a broad range of issues, including democracy and governance, HIV/AIDS, child poverty and mortality, and community development. Travel seminars in 2010-2011 include the Middle East Travel Seminar in May-June and World Methodist Evangelism Institute evangelism seminars to the Philippines, India, and Colombia.

A hallmark of the Candler MDiv experience, the two-year Contextual Education program shapes our students' pastoral identities by interweaving service at ministry sites and churches with academic analysis in the classroom and spiritual reflection in pastor-led small groups. In any given week, Candler deploys more than 250 ConEd students throughout the region to minister to people in congregations, hospitals, and social service agencies. This year, we will expand Candler Advantage, a program designed to pay rising third-year MDiv students for summer internships in congregations so they can concentrate fully on honing their pastoral skills beyond the first two years of ConEd.

Candler's Lifelong Learning events strengthen the church by providing opportunities for clergy and lay leaders to learn more about the practice of ministry. Fall Conference 2010 focused on conflict transformation; the spring event featured poet, author, and funeral director Tom Lynch along with Candler's own Tom Long, addressing "The Good Funeral." The 2011 Fall Conference highlights "The Art of Preaching in the 21st Century," with a chance to learn from some of the most respected names in preaching.

In addition to our Lifelong Learning events, Candler oversees the educational process of more than 900 people each year through the Course of Study regional school and our five extension schools in the Southeast.

Despite today's challenging economic climate, Candler remains committed to making theological education financially possible for our students. Although our operating budget essentially remained flat this year, we increased our total financial aid investment to over $5 million. Eighty-three percent of eligible students received Candler-based financial aid, with the average award covering 76 percent of tuition. In March, we hosted our third annual Leadership Candler event, an all-expenses-paid discernment experience that draws together top prospective MDiv students to explore the richness of life and study at Candler as they are considered for 30 top scholarships. In addition, Candler won a grant from the Carpenter Foundation to offer financial management training to our students. The grant also sponsored the public lecture series, "Simple Enough?" to explore the relationship between financial and spiritual well-being. Featured speakers were popular United Methodist pastors and authors Adam Hamilton and Paul Escamilla.

Our esteemed faculty continues to distinguish itself at the highest levels. Dr. Luke Johnson won the prestigious Grawemeyer award in religion, Dr. Carol Newsom received a Luce grant from the Association of Theological Schools, and Dr. Jacob Wright received a medal of honor from the Collège de France in Paris. In addition to their achievements in scholarship and teaching, faculty members continually demonstrate their dedication to the church through preaching and teaching engagements and service in parishes both local and across the country and world.

We celebrate the outstanding achievements of two of our United Methodist faculty as they retire this year: Dr. Russ Richey and Dr. Brooks Holifield. Both are highly regarded for their extraordinary work in their areas of expertise–the history of Methodism and American Christianity, respectively–and for their service to our denomination, both at the local and national levels.

Candler draws considerable vitality and inspiration from its relationship with The United Methodist Church. Our ability to fulfill our mission of *educating faithful and creative leaders for the church's ministries in the world* depends upon your support, gifts, and prayers. Thank you for the countless ways you strengthen this essential ministry in the life of our denomination. We invite you to visit us in person in Atlanta or online at www.candler.emory.edu to see firsthand how Candler prepares *real* people to make a *real* difference in the *real* world.

Jan Love, Dean and Professor of Christianity and World Politics
Candler School of Theology

SECTION VIII

RECORD OF REMEMBRANCE

Honorary Member

Bishop James Samuel Thomas

Active Ministers

Cecile “Cec” Glen Jenkin, Jr.
Edward Nunnery Taylor, Jr.
Charles Brett Waller

Retired Ministers

Louis Mason Adams
Paul Augustus Betsill
William Sterne Bolte
Cecil Martin Camlin, Jr.
Charles Smith Crenshaw
Lucy Tedder Davis
Vernon Franklin Deese, Sr.
James Wylie Gosnell
Oliver Norwood Greer
Everett William “Bill” Ishman, Jr.
Lawrence “Larry” Anthony Kelly, Jr.
Reuben Bunyan Marlowe
William Robert Morris, Sr.
Olyn Daniel Shytle, Sr.
Michael LaFonn Smith
Charles Elbert Sperry
Howard Durant Sweat
Bill Bragg Williams
Clarence Daniel “Red” Williams

Spouses

Carolyn Davis Bowling
Mildred S. Brown
Camelia Washington Gibbs
Manning Josey, Jr.
Karolyn Keaton Owens
Sarah Burnett Dennis Scoggins

Surviving Spouses

Gladys Blackford Albert
Betty Hudson Clark
Margaret Burton Hawkes
Justine Vernice Stephens McCants

Others

Judge Reuben Clark
Walter Smithers Green, III

HONORARY MEMBER

BISHOP JAMES SAMUEL THOMAS

April 8, 1919 – October 10, 2010



Thomas was born into a Methodist parsonage family in Orangeburg, S.C., on April 8, 1919. He graduated from Claflin College and then was a rural school principal in Florence County in South Carolina for a year. He was ordained deacon by Bishop Lorenzo H. King and elder by Bishop Willis J. King. While serving the Orangeburg Circuit he attended Gammon Theological Seminary and later earned a master's degree from Drew University.

He served as a chaplain at South Carolina State College, a pastor in York, S.C., and then a professor Gammon Theological Seminary. During this time, he earned his doctorate degree from Cornell University.

Thomas became associate general secretary of the United Methodist Board of Education in charge of the black colleges. He was in this position when elected to the episcopacy by the Central Jurisdictional Conference in 1964. He was the first black bishop to be appointed to serve in that jurisdiction, and when elected, he was the youngest Methodist bishop to date. Thomas spent 12 years in Iowa and another 12 in the East Ohio Conference before retiring in 1988. He later served on the staff at Perkins School of Theology, and was Bishop in Residence at both Candler School of Theology at Emory University (1992-1996) and Clark Atlanta University (1993-1998).

The Iowa Senate passed a resolution in 2002 honoring Thomas. In its citation, the Senate extended "thanks and congratulations to Bishop James S. Thomas and his family for their service to The United Methodist Church and to the State of Iowa, and acknowledges the work of Bishop James S. Thomas for the advancement of civil rights in Iowa and in the nation."

Over the course of his life, Thomas was conferred with honorary degrees from Claflin, Bethune-Cookman College, Simpson College, Cornell University, Morningside College, Ohio Wesleyan University, Iowa Wesleyan College, Coe College and DePauw University.

He served his alma mater as president of the Claflin Board of Trustees, and was selected to the Claflin University Hall of Fame in 1996 for his contributions to the religious arena and the university.

Thomas presented the Episcopal Address at the 1976 United Methodist General Conference. He had been president of the General Council on Finance and Administration and president of the Council of Bishops, as well as president of the General Council on Ministries and of the Commission on Religion and Race.

He married Ruth N. Wilson on July 7, 1945. She survives him, along with their four daughters. His funeral was held at Cascade United Methodist Church in Atlanta.

Compiled from reports by The Times and Democrat (Orangeburg, SC)
and The United Methodist News Service

ACTIVE MEMBERS

CECIL GLENN JENKIN, JR.

July 9, 1952 – November 5, 2010



The Reverend Cec Jenkin, the son of the late Cecile Glenn Jenkin and Julia Richardson Jenkin, was born in Clinton, Illinois on July 9, 1952. He died suddenly on November 5, 2010. He married Sharon Lynn Keenan on November 4, 1978 and they had two children: Aaron James Jenkin, born on April 29, 1980 and Paul Robert Jenkin, born on June 9, 1983.

When he was 10 years old, Cec' s family moved from Illinois to Westminster, California. His father encouraged him to participate in the Boy Scouts of America and he became an Eagle Scout at the age of 13. During his high school years, he played the trombone in the marching band and was the lead singer for a band called the Young Lords. He served in the United States Air Force and worked in the Aviation Industry for J.P. Stevens prior to entering the ministry.

Cec's call to ministry eventually led him back to college to earn a Master of Divinity Degree from Emory University. In 1989 while commuting weekly between Atlanta and Blacksburg, he began his ministry with the South Carolina Conference. His record of service includes: St. John's/Sardis (Blacksburg), Mt. View/Slater (Greenville), Landrum (Spartanburg), Midland Park (Charleston) and Bethel/Oswego (Hartsville). For several years he served as conference recorder at Annual Conference. Most recently he served on the Hispanic Task force and the North Charleston Initiative. He led groups to Israel, performed mission work in Costa Rica, and served in the Emmaus Community.

Cec and Sheri were a great support to one another in the service of ministry and teaching. He loved to spend time outdoors and traveling with his family and friends. Over the years he became a friend as well as father to his two sons. He taught them that with God's help, they could be or do anything they strived for. The presence of the Holy Spirit was constantly with Cec and gave him a passion for building the Kingdom of God. He devoted his life to sharing the Gospel of Jesus Christ and encouraging believers to go into the community to share with the less fortunate. Cec will always be remembered by those who knew him best as someone who embraced and experienced life with an open mind and heart. He lived life to the fullest and to the Glory of God!

"*Search me, O God, and know my heart; test me and know my anxious thoughts. See if there is any offensive way in me, and lead me in the way everlasting." Psalm 139:23-*24

EDWARD NUNNERY TAYLOR, JR.

November 22, 1963 – June 18, 2010



The Reverend Edward N. Taylor, Jr., 46, husband of Catherine Elizabeth (nee Taylor) Taylor, and pastor of Grace United Methodist Church, Abbeville, SC, died June 18, 2010. 'Coach Eddie' was a mentor to many youth, but was most proud of his own children, Mason Edward, Blaire Elizabeth, and Philip Houston Taylor.

Born November 22, 1963, to Edward N. Taylor, Sr. and the late Agnes Humphries Taylor, Eddie grew up in Kershaw, SC and graduated from North Central High School in Kershaw County. He was a 1986 graduate of Newberry College and was the place kicker and punter for the Newberry Indians. Eddie is often remembered for kicking the game winning field goal to defeat Furman in 1985. Eddie went on to kick for the Atlanta Falcons and was inducted into the Newberry College Hall of Fame and the South Atlantic Conference Hall of Fame in 2009. Eddie continued his love of sports through coaching at the high school level and with the Indians.

In 1995 Eddie responded to a call to ministry and obtained a Masters of Divinity degree from Erskine Seminary. He served Wightman UMC in Prosperity, SC for ten years beginning in 1997. He was ordained a Full Elder and appointed to Grace UMC in Abbeville, SC in 2007. Eddie was known for his leadership gifts in church growth and stewardship.

In addition to his immediate family, Eddie is survived by his father; a sister, Delinda (Curtis) Ridings of Columbia, SC; his parents-in-law, Houston and Joclair Taylor of Prosperity, SC; many brothers and sisters in law, and 12 nieces and nephews.

A Memorial Service took place at Wiles Chapel, Newberry College on Monday, June 21. A private family burial was held at Newberry Memorial Gardens. Honorary pall bearers were fellow coaches and ministerial members of the South Carolina United Methodist Conference.

CHARLES BRETT WALLER

August 20, 1966 – January 8, 2011



Charles Brett Waller, the son of Robert Moate Waller and the late Ora Martin Waller was born in Charleston, S.C., August 20, 1966. He died peacefully in his sleep during the night of January 8, 2011. He persevered when things seemed bleak and hopeless. His broken heart has now been mended and his crooked path made straight.

It all seemed to come together for Brett while he was attending Atlanta Christian College in Atlanta, Georgia. He thrived in his classes, reaffirmed his call into the ministry and began living into his incredible potential as a musician. The music faculty soon had to go searching for a professional musician from the Atlanta Symphony who could push Brett adequately in his study of the trumpet. Although his main emphasis was on BS in Bible, he lacked one semester of having a double major in music. He was very efficient on the guitar, banjo and mandolin as well as the zither. When he finished Atlanta Christian College and was called to Asbury Theological Seminary in Wilmore, KY., he soon became involved in Friday night picking sessions, in which various stringed instruments would be passed from player to player. His ear and his talent made him a quick study and later were involved in helping to make musical string instruments.

Upon returning to Charleston after graduating from seminary and awaiting appointment, he would walk around the city of Charleston, striking up evangelistic conversations with strangers insisting all the while that he was not a “holy roller”. Brett, who knew the glory of God’s presence and endured seasons of God’s silence, has been brought back from exile, back to the promised place where God wipes away every tear, where mourning and crying and pain are no more. Where God is, Brett now is also. His questions have been answered: His exile is over.

Rev. Waller had served the Edisto Island, Cameron, Greeleyville-Lane, Timmonsville-Salem and Butler-Shiloh charges where he played his trumpet and now joins his sweet song with the angels and archangels, glorifying the one seated on the throne.

His favorite scripture was from Jeremiah 29: 11-14 — “For I know the plans I have for you,” declares the LORD, “plans to prosper you and not to harm you, plans to give you hope and a future. Then you will call on me and come to pray to me, and I will listen to you. You will seek me and find me when you seek me with all your heart. I will be found by you,” declares the LORD, “and will bring you back from captivity. I will gather you from all the nations and places where I have banished you,” declare the LORD, “and will bring you back to the place from which I carried you into exile.”

– Robert M. Waller

RETIRED MINISTERS

LOUIS MASON ADAMS

May 19, 1919 – May 19, 2011

Louis Mason Adams was born in Madison, Wisconsin to the late Jesse Bliss Adams and Josephine Price Perrill Adams on May 19, 1919. He died peacefully on Thursday, May 19, 2011, after a brief illness. Rev. Adams was a loving husband to the late Lillie “Bill” Stamey Adams who died in 2006, after 59 wonderful years of marriage. He was also a loving father of a son, the late Joseph Boyce Adams, who was killed in action in 1968 at the age of 20 while serving in the United States Navy during the



Vietnam War. Though he had no grandchildren of his own, he considered Allen, Melanie, Sara and Will Brandon to be his "adopted" grandchildren, and they fondly knew him as "Pop."

Over his 32 year career, Rev. Adams served as a pastor to many congregations in the United Methodist Church in the Western North Carolina Annual Conference, the South Indiana Annual Conference, the Kentucky Annual Conference and the South Carolina Annual Conference. He had a love for music playing the violin, viola and flute in local symphonies. He also had a passion for writing and wrote many poems over the years, some of which were published. He was active in each community where he served, volunteering with local rescue squads as an emergency medical technician, serving as a foster parent and volunteering as a tutor and mentor in several children's homes throughout SC.

After his retirement in 1999, Rev. and Mrs. Adams moved from Laurens, SC, from the first and only home they ever owned, to the Wesley Commons Retirement Community in Greenwood, SC where they thoroughly enjoyed getting to know the residents, staff and volunteers. Though Rev. Adams suffered from Parkinson's, he remained very active and enjoyed many activities at Wesley Commons, particularly the weekly Bible study, playing the hand bells, visiting with friends and strolling out to the garden to enjoy the splendor of God's creation. Though Rev. Adams faced many trials throughout his years on earth, his love for the Lord never wavered. What a glorious birthday celebration it must have been to hear our Lord welcome him into the gates of heaven on his 92nd birthday, saying "Well done good and faithful servant!"

– Melanie R. Brandon

PAUL AUGUSTUS BETSILL

January 24, 1924- March 26, 2011



The Reverend Paul Augustus Betsill, a son of the late Russell Lee Betsill and Bertha Bodie Betsill, born in Enoree, S.C. on January 24, 1924 died March 26, 2011 in Columbia, S.C. He grew up in Woodruff, S.C. entering Clemson College in 1941. Drafted into the army after his freshman year, he served in the 108th Artillery Battalion of the 28th Infantry Division during World War II and was recipient of 5 major battle stars. Following his honorable discharge, in 1946 he entered Wofford College after being called into the ministry. In the summer of '47 he was the Youth Minister at his home church, Emma Gray where he met his future wife, a frequent visitor. Graduating from Wofford in 1949, he entered Candler School of Theology at Emory University in Atlanta, Georgia. While a student, he served as an Assistant Minister of the Druid Hills Methodist Church. March 18, 1950 he married Katherine Bauknight, a Columbia College graduate, an accomplished church organist and Methodist Minister's daughter. During his senior year at Emory he was the Minister of McKendree Methodist Church. Graduating in 1952, Rev. and Mrs. Betsill returned to South Carolina. Rev. Betsill was ordained an Elder in the Methodist Church. His pastoral ministry included the following churches: The Starr Charge, First Methodist Honea Path, Trinity Methodist Fountain Inn, Highland Park Methodist Florence, First United Methodist Manning, Bethany United Methodist James Island, and First United Methodist Isle of Palms. During those years he served on the following boards and committees of the South Carolina Methodist Conference: Leadership with Conference Youth Programs, Board of Social Concerns, Committee on Ordination, University Wesley Foundation, Board of Evangelism, The Greenwood Methodist Home.

In 1953, Rev. Betsill was one of 120 Methodist Ministers selected in the United States to hold a national revival in Cuba. In 1954 Rev. Betsill was endorsed as a Chaplain In the South Carolina National Guard later transferring to the United States Army Reserves. He retired from the Army Chaplaincy in 1977 as a Lt Colonel.

Rev. Betsill accepted an invitation to be Chief of Chaplains for the Veterans Affairs Medical Center in Tucson Arizona in 1976. Retiring in 1992, he and Mrs. Betsill returned to South Carolina where he assumed the role of Chaplain of the Methodist Oaks in Orangeburg, serving until 1998. Rev. and Mrs. Betsill moved to Columbia to be near their daughter, Anna Paige DuRant and her family, splitting their time at their beach home in Garden City. Their other daughter Paula Kay Amanlou visited frequently. Building the Canal Gal at Garden City Beach in the 60's he welcomed many into his home for wonderful fellowship. He was a Fisher of Men to the vast sea of humanity.

Rev. Betsill was a Mason and affiliated with the Lions Club, Civilian Club, and Golden Kiwanis Club. Rev. Betsill was a member of the Trenholm Road United Methodist Church Charge Conference.

An avid reader, world traveler, award winning gardener, wonderful cook and friend to all, Paul Betsill welcomed each new day with all the challenges that it entailed. He saw past the present. He accepted folks where they were and made them feel worthy of love. He was never too busy to be your friend, your dad, your grandpa or great grandpa. He baptized three of his grandchildren. He married three of his grandchildren. On his 87th birthday in January, he baptized the third great grandchild. All his family gathered to celebrate. Many of his special prayers on note cards preserved in his Bible, share his deep faith and abiding love. He was An Onward Christian Soldier!

WILLIAM STERNE BOLTE

November 19, 1934 – December 25, 2010

The Reverend William Sterne Bolte, the son of the late Sam Evans and the late Elizabeth Sterne Bolte Fishback was born in Camden, South Carolina. Sterne graduated from Carlisle Military School in Bamberg, SC; the University of South Carolina; retired from the United States Navy as a commander and was an air craft carrier pilot.

Sterne was called by the Lord to serve Him in ministry in 1972. When he retired from the navy he went to Asbury Seminary in Wilmore, Kentucky. After graduation from seminary he moved to South Carolina and served in the South Carolina United Methodist Conference for the next twenty years.



Sterne married Frances Sherril Clark in 1956. They had four children; William Sterne Bolte, Jr., born August 22, 1957, Scott Clark Bolte born June 25, 1959 (died January 20, 1960), Beth Bolte Nation, born June 25, 1960, and Craig Witten Bolte, born August 22, 1962.

In June of 1979 Sterne began his ministry where he was appointed to a four point charge in McBee, SC. He was then associate pastor of Trinity UMC in Sumter and pastor of St. John in Batesburg, SC where he retired in 1997. In retirement he served Dalzell UMC in Dalzell, SC.

In addition to serving the church in ministry, he was very active in the Walk to Emmaus through the Upper Room and led countless men and women to the Lord. He was able to proclaim the gospel in such a way that caused people to want to follow Jesus.

Sterne led a spirit filled life and his love for the Lord was contagious. He was an inspired bible teacher and speaker and preached many revivals in churches in the SC conference. His passion for the gospel made a huge impression on people and they remembered him and his ministry many years later.

Even during his last ten years of battling Alzheimer's disease, the Lord still used him to care about and pray for others during their time of need. His love for God just seemed to always shine through any situation.

CECIL MARTIN CAMLIN, JR.

January 10, 1934 – November 18, 2010



Cecil Martin Camlin, Jr., was born on January 10, 1934, in Florence, South Carolina to Cecil Martin Camlin and Viola Miller Camlin. He was raised with one brother and four sisters on a family farm outside Florence. The Camlins grew tobacco, cotton, peanuts, and vegetables, raised pigs, and later developed a meatpacking business.

After high school, Cecil attended Wofford College, earning a B.A. in 1953. He received a Masters of Divinity from Candler School of Theology at Emory University in Atlanta in 1958. He was ordained as a United Methodist minister in the South Carolina Conference the same year.

While at Emory, Cecil met Sara Greer of Vidor, Texas, who was visiting her sister, Gladys, in Atlanta. Certified as a K-12 school teacher, Sara moved to Atlanta and took a teaching position. Cecil and Sara married on April 13, 1957, at Emory with Bishop William Cannon presiding.

Cecil trained at Grady Memorial Hospital in Atlanta, and served churches in Easley, Olar, Clifton, Winnsboro, and Loris, South Carolina. Three daughters were born during these early years: Margaret Ceil in 1958, Cynthia Eileen in 1960 and Carol Suzanne in 1965.

Cecil left the parish ministry to direct the South Carolina Mental Health Association in 1968. The family moved to Columbia, where Sara taught in the public schools. Cecil later worked as a consultant with the National Institute on Alcohol Abuse and Alcoholism, in Washington, D.C., and Planning Director for the North Carolina Drug Authority in Chapel Hill, N.C. He retired from the South Carolina Conference in 1977.

For the next fifteen years Cecil managed substance abuse treatment programs in Virginia. Cecil and Sara bought and renovated two historic homes in the Fan district of Richmond. Cecil retired from mental health administration in 1991 and became a financial planner with American Express Financial Advisors until his full retirement in 2002.

All three daughters have advanced degrees. Margaret received her B.A. from the College of William and Mary and M.A. in Journalism from the University of Wisconsin-Madison. Cynthia received a B.A. from Duke University, an M.A. from the University of Virginia, and an M.F.A. in Painting from the University of Texas at Austin. Carol received a B.A. from Oberlin University, a M.P.H. from the University of North Carolina, Chapel Hill and a Ph.D. from the University of Michigan.

Cecil and Sara traveled widely in the U.S., Mexico, Europe. Cecil met relatives in Ireland and wrote a geneology of the Camlin family. They traveled to South Africa in 2001 to visit their daughter Carol. Diagnosed with cancer, Cecil received a liver transplant in 2003. He focused increasingly on family relationships and community service. A student of American history, Cecil volunteered with the Democratic Party in Virginia, working on several political campaigns.

Cecil and Sara relocated in 2008 to Fort Worth, Texas, to be near their daughter, Margaret. Cecil died at age 76 on November 18, 2010, in Fort Worth.

He is survived by Sara, his wife of 53 years; their daughter Margaret Camlin Ritsch and her husband, the Rev. Dr. Frederick C. Ritsch, their children Sara Caitlin Ritsch and Benjamin Camlin Ritsch, of Fort Worth; their daughter Cynthia Camlin, her husband Douglas Loewen and their son, Giles Camlin Rhodenhiser, of Bellingham, Washington; Carol Camlin, her life partner Isabelle de Rezende and their daughter, Cecilia de Rezende Camlin, of Oakland, California.

Cecil is also survived by four sisters and one brother: Marilyn Shokes of Charleston, South Carolina; Julia Sellers and her husband Dr. Phillip Sellers of Hendersonville, North Carolina; and in Florence, South Carolina, Vivian Meggs and her husband Thomas; Sybil Schubert and her husband Richard: and Harold Camlin and his wife Sandra.

CHARLES SMITH CRENSHAW

January 29, 1929 – April 9, 2011

Charles Smith Crenshaw, the son of William Jennings Bryan and Virlie Smith Crenshaw, was born in Chester, South Carolina. He was the youngest son in a family of six siblings. He received a BA from Wofford College in 1950 and a BD from Candler School of Theology in 1952. He passed away peacefully after a fruitful life at the age of 82 on April 9, 2011. "Charlie," as his friends called him, had a driving passion for helping others and a strong work ethic coupled with an amazing sense of humor.

Charles frequently worked two or three jobs simultaneously in religious and secular positions. He pastored 21 churches across five states; assisted in building 13 church structures; and increased attendance, gifts, and programs. He baptized 261

persons, married 104 couples, conducted 275 funerals, and received 450 members. In communities, he started and managed 20 programs for the poor, mentally ill, retarded, and addicted persons in five states. He supervised up to 300 paid and volunteer staff and managed up to $10 million in annual budgets. He was commended for his "pioneering in resident involvement, program start-ups, and funding." Over his career, he wrote and edited for four magazines; 15 newspapers; 21 church newsletters and bulletins; eight agencies; four marketing and government handbooks; 2000 sermons; as well as courses and talks for radio, television, and universities. The Rock Hill, SC Evening Herald said he "made church news coverage a journalistic high mark." In addition, he coordinated the training of state and federal staff, as well as, raised funds for hospitals, United Way, and the Red Cross. He had received 8 leadership awards from Georgia governors and the Atlanta United Way and 9 achievement awards and plaque for helping Georgia state agencies in raising millions of dollars for charitable causes.
Charles is survived by his wife, seven children, four daughters-in-law, two sons-in-law, twelve grandchildren, and one sister. He was "proudest" of his family. He will always be remembered for his fun -loving, energetic, and Christ-like-care for others.

LUCY TEDDER DAVIS

June 21, 1922 – November 8, 2010

The Rev. Lucy Tedder Davis, 88, a Recognized Retired Local Pastor in the South Carolina Conference, passed away Monday, November 8, 2010, at her residence in Florence after an extended illness.

Rev. Davis was born in the Sardis community of Florence County, SC, a daughter of the late Nolan Heyward Tedder and Lena Bell Locklair Tedder. She was a charter member of South Florence Baptist Church where she served as Youth Sunday School teacher, as the first Deaconess in a Baptist church in Florence and as a chairman of several committees. She later became a member of Highland Park United Methodist Church and eventually responded to a call to the ministry and served as the pastor at Dawsey United Methodist Church, Florence (1989-1996). She was founder and director of the House of Hope of the Pee Dee (1996 - 2000) and later served as minister of visitation at Highland Park United Methodist Church.

Rev. Davis received an associate degree from Spartanburg Junior College, a B.A. from Coker College, and an M.Ed. from the University of South Carolina. She completed the Basic Course of Study at Duke Divinity School.

She served as an educator with Sherwood High School, Bishopville Elementary, Bethune High School, Harllee Elementary and at McClenaghan High School where she also served as Assistant Principal. She organized Timrod Elementary School and served as Principal, served as Interim Principal of Briggs Elementary, served as Principal of Moore Junior High School and as Principal of West Florence High School, was Director of Elementary and Middle School education for Florence School District One and served four years as Head Mistress of Darlington Academy.

She was the recipient of the "Order of the Palmetto" presented by Governor Carroll Campbell and was the recipient of the Outstanding Citizen Award from the Florence Civitan Club. She was a member and leader of numerous professional education organizations.

She was preceded in death by her parents; husband, Johnie M. Davis, Sr., who died May 29, 2002; brothers, Howard Tedder, Nolan Heyward Tedder, Jr. and C. Cooper Tedder; sisters, Evelyn T. Brown and Jacqueline Barefield.

Surviving are her sons, The Rev. Johnnie Manly (Carol) Davis, Jr. of West Columbia, SC and Nolan Henry (Kay) Davis of Florence, SC; grandchildren, Lisa Davis (Mike) Johnson of Columbia, Amanda Davis Powell of Charleston, Corey (Lane) Davis and Leann Davis, both of Florence; great-grandchildren, Joey Nolan Powell and Courtney Powell, both of Florence; sisters, Polly T. (Blaney) Howle and Josephine Spears, both of Florence.

VERNON FRANKLIN DEESE

October 23, 1932 – August 21, 2010



Vernon Franklin Deese, the son of Luther Marion Deese, senior, and Kathleen Aileen Deese née Wright, was born in Chester, SC. He was known by family and close friends from his young adulthood as 'Bobby' Deese. He died peacefully from natural causes; yet, he was always desirous to preach. That was his passion.

Vernon married Earline 'Lena' Mitchum, December 8, 1957. They had two children; V. Franklin Deese II, and Lola Darline Sughrue née Deese; and one grandson, Folwin Marc-Anastase Saint George Deese.

A pastor from August 1957 to April 2009, Vernon began serving when he was 25 years old, finishing a term in Hendersonville, SC, for another minister, who had a heart attack. He went on from there to serve 19 other appointments for a total ministry in 40 different parishes during his life. Several times, a move was necessitated because, under his ministry, parishes would grow and prosper, going station and dividing the appointment into two new ministries. He was also often involved in building new church buildings and parsonages, as well as other improvements to property.

Vernon loved people. He was often in the field visiting people in their homes, at family gatherings, and in the hospital. Often in his ministry, he encouraged parishioners and other people he knew to become ministers themselves. He was frequently called to preach revivals. And, although he was on district committees and in civic clubs, it was his love of witnessing his own faith that people remember most.

His favourite Bible verse to read, and on which he often preached was II Chronicles 7:14*. If my people, which are called by my name, shall humble themselves and pray, and seek my face, and turn from their wicked ways, then will I hear from heaven, and will forgive their sin, and will heal their land.* (KJV)

All we carry when we die is love

JAMES WYLIE GOSNELL

September 1, 1928 – March 21, 2011



The Reverend James Wylie Gosnell, the youngest of seven children of the late William Gaither and Minnie Idella Robinson Gosnell was born in Spartanburg, South Carolina, September 1, 1928. He attended Spartanburg County public schools and Spartanburg Junior College. He completed the Emory University Correspondence Course for an Approved Supply Minister in 1961.

Prior to entering the ministry James was employed in the cloth room at Valley Falls Mill (Martel/ Burlington) and he was an inspector of Kohler Company in Spartanburg County. He was licensed to preach in 1959 and he entered the ministry in 1960. He was ordained Deacon in 1962 and ordained Elder in 1964. He became an Approved Supply (1960), Associate Member of South Carolina Methodist Conference (1970) and received as a full elder of the South Carolina United Methodist Conference (1999).

Appointments included: Johnsonville Circuit (1960-64); Brandon, Greenville (1964-68); Gravely Memorial, Spartanburg (1968-72); supplied Hebron, Walnut Grove (1971-75); Arcadia, Spartanburg (1972-75); Central, Laurens (1975-77), Unity, Union (1977-79); Jonesville-New Hope (1979-81) Dunean, Greenville (1981-80): St. Mark, Spartanburg (1986-92); and Beaumont-Whitney, Spartanburg (1992-99). He retired in 1999 after 39 active years in the ministry. He served as a retired supply: St. John-Sardis, Blacksburg (200-01); and Fairmont (2002-05) and (2007).

He served on several South Carolina United Methodist Conference boards and committees including the Equitable Salary Committee and for one year served as chairperson on Conference Board of Trustees.

James was a member of the charge conference of Central United Methodist Church in Spartanburg since 2006, after closure of Duncan Memorial United Methodist Church at Spartan Mill, and he was a member of The Norton Sunday School Class. He served three years in the South Carolina National Guard and he was a retired Chaplain (Major) of the South Carolina State Guard. In addition, he was a life member of Whitney Lodge #364 A.F.M., a past Scottish Rite Mason, District Council #33 and he was a past member of Spartanburg Rescue Squad #1 and Spartanburg Civil Air Patrol.

He first married Bernice Lee Cummings of Spartanburg, South Carolina on May 24, 1952. (Divorced 1974) Bernice died September 18, 2007. Surviving from this union is one son, James Richard Gosnell, born May 4, 1953. His second marriage was to Gwen Sanders Simpson of Spartanburg, South Carolina on April 10, 1977. Two stepdaughters: Linda "Lindy" Carol Simpson (Hamilton), born July 31, 1948 and Susan Jean Simpson (Pender), born May 1, 1950.

James was remembered for his desire to preach the old time gospel to a lost and dying world and for his sense of humor. He kept abreast of the activities of the South Carolina United Methodist Conference and he was regarded by some of his colleagues as an authoritative source in his ability to use Conference Journals as a quick reference guide on any given topic.

James' earthly house of this tabernacle was dissolved and he received a building of God, a house not made with hands, eternal in the heavens at 5:20 pm on Monday, March 21, 2011. His life spanned 82 years, 6 months, and 20 days. A committal service was held on Thursday, March 24, 2011 at Greenlawn Memorial Gardens in Spartanburg, conducted by Rev. David F. Ervin, Rev. Jack D. Harris, and Rev. F. Ed Traxler with Masonic Rites conducted by Whitney Lodge #364 F.M. A celebration of Life and Praise was held on Wednesday, April 20, 2011 at Floyd's North Church Street Chapel in Spartanburg conducted by Rev. Luther H. Rickenbaker, III and eulogies by Rev. David F. Ervin and James Richard Gosnell.

A charge to keep I have, A god to glorify;
A never dying soul to save, And fit it for the sky.

To serve the present age, My calling to fulfill;
O may it all my pow'rs engage, To do my Master's will!

Arm me with jealous care, As in Thy sight to live,
And O, Thy servant, Lord, prepare, A strict account to give!

Help me to watch and pray, And on Thyself rely,
Assured, if I my trust betray, I shall forever die. (Charles Wesley)

– James Richard Gosnell

OLIVER NORWOOD GREER

October 14, 1924 – January 24, 2011



Oliver Norwood Greer passed away on January 24, 2011. He was born October 14, 1924, to the late Butler and Pearl Greer of Taylors. He was married to the late Mildred Ferguson Greer.

Oliver to some, and "Norwood" to others, was educated in the Greenville County Schools. His education continued by matriculating at the following colleges and universities: South Carolina State, Western Carolina, and Duke. He was a veteran of the U.S. Air Force. His career included: agriculture and science teacher, band director, and United Methodist local pastor in the Spartanburg and Greenville Districts.

During his life, as a long time devoted member of St. Mark UM Church, in Taylors, he served in the following capacities: Lay Leader, Church School Superintendent, Usher, member of United Methodist Men and member of the 2nd Thursday Seniors. He also attended John Wesley United Methodist Church in Greenville, where he was a member of the WEL Club. He leaves to cherish his memory: a daughter, Cheryl (Ron) Fisher and two sons, Oliver (Ann) Greer, and Clarence (Donna) Greer, eight grandchildren, seven great-grandchildren, and a host of relatives and friends.

EVERETT WILLIAM "BILL" ISHMAN JR.

May 29, 1939 – May 9, 2011



The Reverend Everett William Ishman, Jr. was the son of the late Everett W. Ishman, Sr. and Josephine Reynolds Ishman. He was born in Brackenridge, Pennsylvania on May 29, 1939. After a long illness, he died peacefully on May 9, 2011. Bill and Rebecca Gray Williams were married on June 1, 1996. He had five children, Gay Lee, born January 4, 1958, twins Kevin and Calvin born December 5, 1958, Charles Lewis (Chuck), born September 16, 1960, and Phillip Wayne, born May 5, 1966.

Bill began his ministry in July 1980, in the Wesleyan Methodist Church, but soon joined the United Methodist Church in 1982. His great love and concern coupled with his extraordinary ability to understand the human mind, took Bill down the path of becoming licensed by the National Christian Counseling Association. There he used his skills as assistant director of the Anderson Crisis Ministries, counseling many troubled and despondent people. In 1985 Bill was named United Way Volunteer of the year for the state of South Carolina. He gave many long and tireless hours to help those going through difficult and often life changing times, that believing through God all souls could be saved.

He was a quiet and gentle man and loved by his family and all who knew him. His sacrificial nature and love of Christ touched many in his years on earth. His quick wit and ready smile will live forever on in the hearts of those who knew him. His faith and commitment to serving Christ and fellow man was remarkable.

Bill was embraced by God on Monday, May 9, 2011 and is eternally resting in the arms of his Savior. As the old hymn Bill loved says "What a day it will be, When my Jesus I shall see, and I look upon His face, the One who saved me by His Grace, and forever I will be with the one who died for me, O what a day, glorious day that will be." Everett William Ishman, Jr. now knows what a Glorious Day it Truly is, for he has seen his Savior and is with Him through eternity only waiting for us to join him there.

LAWRENCE "LARRY" ANTHONY KELLY, JR.

December 23, 1932 – March 26, 2011

Chaplain Colonel Lawrence "Larry" Anthony Kelly, Jr., 78, of Newberry, died Saturday, March 26, 2011 at Dorn VA Medical Center.

Chaplain Colonel Kelly was born in Charleston on December 23, 1932, the son of the late Lawrence Anthony, Sr. and Emma Styles Kelly.

He was a life-long student, always reading and always learning. Chaplain Colonel Kelly received an undergraduate degree from Coker College, an MBA from the University of South Carolina, and a Masters of Divinity from Duke University. He had been a member of the SC Methodist Conference since 1960. He began his ministry by serving appointments at the Lamar Circuit (1958), Ehrhardt (1964), Port Royal (1966).

In 1967, Chaplain Colonel Kelly was appointed to serve full time as a chaplain in the United States Military, ultimately completing 31 years of military service. He first enlisted in the US Navy where he served for four years, including a tour in the Korean Conflict. His remaining military career he served in the US Army, including two tours in Vietnam. He received Combat Jump Wings while serving as Chaplain with the 173rd Airborne Regiment in Vietnam. His last post was at Fort Jackson, SC until his retirement in 1995. Among his numerous military medals and awards are the Legion of Merit medal with one Bronze Oak Leaf Cluster, the Bronze Star with Valor, the Purple Heart, and the Meritorious Service medal with three Oak Leaf Clusters. In 1991, he was presented the State of South Carolina Order of the Palmetto.

He spent most of his retirement with his family and loved building furniture, woodworking, and gardening. He was a member of Central United Methodist Church.

Chaplain Colonel Kelly is survived by his wife, Joyce Dennis Kelly of Newberry; children, Lawrence A. (Kitty) Kelly, III of Columbus, GA; Kathleen Kelly and Mary Anne K. Glass, both of Newberry and Patricia K. (Bryan) Dowd of Gaston; sisters, Cile K. (Bob) Barber of Newberry, Dorothy K. (Furman) McKnight of Charleston, Patricia Kelly of Newberry, and Ann (Robert) Smith and Barbara Britz, both of Charleston; grandchildren, Larry, Michael, Johnny, Adam, Katie, Matthew, Robert, Joshua, Christian, Patrick, Rachel, and Liam; 8 great-grandchildren; and numerous nieces and nephews.

REUBEN BUNYAN MARLOWE

April 1, 1928 – November 12, 2010



The Rev. Dr. Reuben Bunyan Marlowe of Sumter, S.C. died Friday, November 12, 2010, at Emory University Hospital, Atlanta, Ga. He was married to Martha Ann Seymour Marlowe for 59 years. Dr. Marlowe, who was born April 1, 1928, in Columbus County, N.C., was the son of John M. and Lula Holmes Marlowe. He graduated from Tabor City, NC High School, and from Asbury University, Wilmore, Ky. He earned Master of Divinity and Doctor of Ministry degrees from Emory University.

Reuben pastored churches in South Carolina for over 40 years. He served at Bath; Grace, Faith and Appalache, Greer; St. Mark, Columbia; Trinity, Charleston; Lyttleton Street, Camden; First UMC, Laurens; Trinity, Sumter; Aldersgate, Greenville; and First UMC, Conway. After retirement, he served Camp Swamp, Loris, where he was baptized as an infant, as well as Ebenezer and Wampee in the Loris Charge. Dr. Marlowe was the organizing pastor of Grace and Faith United Methodist Churches. He was a member of a mission team to Costa Rica and an exchange pastor in Bournemouth, England. He was

chairman of the Board of Evangelism and served on many other boards and agencies in the SC annual conference, including Epworth Children's Home.

Surviving are his wife; a daughter, Deborah Ann, Atlanta, Georgia; and sons, Reuben Stephen, wife, Gretchen Levin, and children, Kathryn Anne, Sarah Elizabeth and Reuben James, Wilmington, North Carolina; Andrew Philip, wife, Louise Moseley, and children, Andrew Philip Jr., Rebecca Louise, George Dalton and Samuel Galloway, Sumter, South Carolina; and Jonathan David, wife, Angela Rogers, and children, Elizabeth Ann and Rachel Marie, Gibsonville, North Carolina; a sister, Mae Richardson, Humble, Texas; and a brother, William Paul, Longs, South Carolina.

A memorial service was held Friday, November 19, 2010, at 2:00 p.m. at Trinity United Methodist Church, Sumter, officiated by the Rev. Jonathan D. Marlowe and assisted by the Rev. Dr. Angela Rogers Marlowe and the Rev. Kevin Gorry, pastor. To honor Reuben's memory, the Reuben B. and Martha S. Marlowe Endowment has been established at Emory's Candler School of Theology.

Reuben was once asked, "What is the key to your success in pastoral ministry?" His response was, "Love the people. Like St. Paul said, if you can speak with the tongues of men and of angels, but don't have love, it will profit us nothing." He was known for his evangelistic and passionate sermons, his attention to the spiritual growth of the congregation, his sense of humor, his stories, his vivacious personality, and his bold stands for social justice. He once missed an Administrative Board meeting so that he could be at his son's school to see him receive an award. This was typical of the priority that he placed on his family.

Reuben preached that there is nothing any of us can do to stray beyond where God's love can reach. His sermons were typically based on the lectionary, and he almost always memorized the scripture lessons. He had a remarkable memory for scripture and for poetry which he quoted often in his sermons. He loved Shakespeare, and Shakespeare quotes permeated more than a few sermons. Perhaps his favorite quote was from The Merchant of Venice:

The quality of mercy is not strained,
It droppeth as the gentle rain from heaven
Upon the place beneath. It is twice blest:
It blesseth him that gives and him that takes.

Reuben had the following words put on his father's footstone: "He now possesses all that he gave to God by his investment in the lives of others." No more appropriate words could be spoken about his own life. May he rest in peace and rise in glory.

WILLIAM ROBERT MORRIS, SR.

August 15, 1938 – February 16, 2011



A native of North Charleston, Bob Morris graduated from Wofford College and Duke Divinity School. In 1961, he married Anne Duncan and they had 3 children: William Robert Morris, Jr., Emily Morris Vick, and Daniel James Morris. For almost 50 years, he served United Methodist churches in Lake View, Clio, Florence, Murrells Inlet, Beaufort, Georgetown, North Charleston, and Moncks Corner. He served on several Conference boards and committees, including the Methodist Oaks' Board of Trustees and the District Superintendents' Committee. Bob was active in volunteer fire departments, serving as chief in two departments, and was an avid fisherman. He volunteered for many community organizations, including crisis hot-lines, environmental protection groups, service clubs, youth sports, and Asbury Hills Camp. He was supportive of and involved in Girl Scouts, Boy Scouts, public schools, law enforcement, and, always, the various activities and events involving his children and grandchildren. His nickname, Bob, came about because that's who he was to the young children in his church day care centers and he remains 'Bob' to his grandchildren and friends.

For his family and friends, Bob's mantra was "I'm here if you need me." This simple phrase exemplifies the man who was Bob Morris. He was, indeed, here whenever we needed him, and many a colleague in ministry has expressed gratitude for his help and guidance through the years. Practical, realistic, and down-to-earth, Bob was always just Bob. As the patriarch of a large, extended family, Bob was there for baptisms, weddings, burials and counseling, always reminding us that family comes first. The grief he endured at the sudden death of his oldest son, Will, in 1993, was forever a part of Bob, relieved only by the joy he later found in his six grandchildren, Taylor, Will, Anna, Daniel, Page, and Emma. These little folks were the light of his life, supremely loved, a little spoiled, and always deeply cared for. He was the grandfather who was always there when they sang in church, acted in plays, made the honor roll, played sports, danced in recitals, presented school projects, needed a splinter removed, were hurt or sad or disappointed. He taught them to catch fish, to drink sweet tea, to build birdhouses and playhouses, to love trains and fire trucks, to know United States and South Carolina history, to read good books, and to believe in themselves. He was there when they needed him. He was their Bob.

– Anne Morris

OLYN DANIEL SHYTLE, SR.

June 19, 1946 – July 15, 2010

Olyn Daniel Shytle, Sr. was born in Rutherfordton, North Carolina on June 19, 1946 to Clyde Edward and Cleo Cornelius Shytle. After an extended illness, Olyn passed away peacefully at home with his wife, Sandy, by his side.

Olyn was married to Sandra G. Barbrey on December 26, 1987. He leaves two sons, Olyn Daniel Shytle, Jr. (Dan) and Bryan Eric Shytle (Eric), and five grandchildren. He also leaves a brother, Clyde Edward Shytle, (Ed) of Ashland, Kentucky, and a sister, Mary Ellen Yearwood, who resides in Mt. Olive, North Carolina.

Olyn was a proud veteran. After graduating from high school in 1964, he later entered the United States Navy and served for 4 years. After his time in the service Olyn attended Trident Tech in Charleston, South Carolina and upon graduation went to work for Daniel Construction Company (which became Fluor Daniel) for 20 years.



Olyn answered the call to ministry in 1991 and he started the process of becoming a Local Pastor. He attended Duke Divinity School for four weeks every summer for five years and proudly graduated in July, 1998.

Leaving Fluor Daniel in June, 1993, Olyn was assigned his first churches, the Union Charge in Hemingway, South Carolina which consisted of Elim UMC, Union UMC, and New Good Hope UMC. Unfortunately in May, 1995 Olyn became ill and by March, 1996, Olyn and Sandy moved back to Greenville, South Carolina to be closer to Sandy's family.

After seven months on disability, Olyn was well enough to be assigned to El Bethel UMC in Spartanburg, South Carolina. Olyn joyfully served at El Bethel UMC until February, 2002 when regretfully, due to his continuing decline in health, Olyn went on permanent disability.

Disability never stopped this servant of the Lord. Olyn and Sandy became members of Covenant UMC and were a beloved part of that community of faith. To know Olyn was to know his love of fishing and the great "out of doors" and due to accessibility of the internet, Olyn became an active contributor to fishing websites and blogs, showing his love of the Lord through his interaction with people, a fisher of men. Until the last, Olyn remained an active prayer warrior for many people.

Olyn collected frogs as he "Fully Relied on God" (FROG). Olyn's later life of disability was an active example of relying on the love and that grace of God through difficult times and showing that love of grace in our lives.

MICHAEL LAFONN SMITH

February 22, 1941 – August 19, 2010



Michael Lafonn Smith, the son of Alton Vyrl and Beulah Strickland Smith, was born in Swansea, SC, February 22, 1941. On August 19, 2010 his life on earth ended as he stepped into eternity with the Lord. He married Audrey Bennett on August 11, 1962. They had three children, Alison Smith Steed, Stan, and Craig. They had 6 grandchildren.

After a 27 year career with IBM, Mike entered retirement only to find the Lord calling him to serve in the pastorate. He first served as the pastor of Charles Wesley UMC in Aiken from 1996 until 1999. Then he was appointed to serve as the pastor of Beulah UMC in Sandy Run from 1999 until 2003. During this time, Mike was diagnosed with Multiple Myeloma and eventually decided to step down from the pastorate. However, the Lord was not finished with him yet. After a few years of recovery, he was appointed to serve as the pastor of Shiloh UMC in West Columbia from 2005 until 2007. Even in the midst of battling with cancer, he was often heard saying, "I don't think the Lord is quite done with me yet!" In spite of his illness, he continually accepted opportunities to speak and reach out to various nursing homes in the area. His attitude and desire to serve the Savior had great impact on those he was called to minister.

Mike was a Marine. He served as a commissioned officer in the US Marine Corps during the Vietnam War.

He was a faithful husband, father, grandfather, friend, and pastor. He pointed others to Jesus, and now he is at rest in His glorious presence.

– Stan Smith

CHARLES ELBERT SPERRY

April 10, 1930 – January 20, 2011

The Reverend Charles Elbert Sperry was born on April 10, 1930 in Greenwood, South Carolina. He was the son of Albert Pickney and Ollie Mae Whatley Sperry. He was a graduate of Greenwood High School, attended Lander College and the Candler School of Theology at Emory University.

For 60 years he was married to Frances McDonald Sperry. Children are: Keith H. Sperry, Pamela S. Jones and Wendy A. Carwile. He was predeceased by two sons: Charles E. Sperry, Jr. & William N. Sperry. He had two daughter-in-laws (Marlene H. Sperry and Cathy M. Sperry) 8 grandchildren (Sandy Spoone, Neal Sperry, Charlcie Sperry, Zachary Sperry, Ethan Sperry, Sunni Carwile, Sam Jones and Kerri Jones) two great-grandchildren (Will Spoone and Kayla Spoone).

Appointments served: 1995-2000 Lupo Memorial UMC, 2001-2002 Sandy Springs UMC, 2002-2007 Lupo Memorial UMC and 2008-2010 Ebenezer UMC. Prior to his appointments, he was a former member of Harris UMC where he taught Charles Reid Sunday School Class. He was a former board member of the Nomads, Habitat for Humanity and served as Chairman for the UMVIM. He was the first recipient of the Dr. Michael Watson United Methodist Volunteer Mission Service Award in 2001.

He loved God, his family and friends so much and he was well-loved by everyone he met. His biggest enjoyment was using his hands to make life better for those in need. He led many mission trips to third world countries, as well as local areas in order to help those people who were in despair. He put his faith in action and he yet would often say he received so much more than he ever gave. He touched so many people's lives physically, emotionally, and spiritually and his devotion to service gave so many people hope.

A celebration of Charles's life was held on January 23, 2011 at the Blyth Funeral Home Chapel and Entombment was at Oakbrook Memorial Park Mausoleum. The Reverend Nicholas Elliot, the Reverend Taylor Campbell, and the Reverend George Donigian officiated with the service.

HOWARD DURANT SWEAT

February 12, 1925 – June 23, 2010



Rev. Dr. Howard Durant Sweat died June 23, 2010. Born February 12, 1925, in Knightsville, he was a son of the late Augustus and Senith Owens Sweat. He had a thirst for knowledge and service. He enlisted in the Navy and served in the Merchant Marines. After the war he was employed with the naval shipyard in Charleston. Howard met his wife, Annie Dell, and started his family.

Touched by God, he pursued the ministry. He attended Coker, U.S.C., Duke Divinity and the Universal Bible Institute. He became a Full Elder in the South Carolina Conference in 1971, but he began serving as a pastor in 1954 at Bennettsville-Beulah, followed by appointments to the Marlboro Circuit, Bethel-Ebenezer, Conway Circuit, Lynchburg, Bowman, Whaley Street, Columbia-St. Mark, Johnsonville, and Boiling Springs. He retired in 1992. During 1976-1984, he also served on the Board of Evangelism with the conference. After retirement, service to the Lord did not slow down. He was Minister of Visitation at Mt. Hebron U.M.C., Associate Chaplain Emeritus of Lexington Medical Center, chaplain of Agape Senior Nursing Home and active member of Hands of God Sunday School Class. Recently, much to his delight, he was named Pastor Emeritus of Mt. Hebron U.M.C.

Surviving are his son, Howard Michael Sweat (Lynn), Campobello; daughter, Mary Ann Stone (Thom), St. Matthews; grandchildren, Kevin Michael and Jonathan Howard Sweat (Remona), Spartanburg, Payton Marie Jamieson and Nathaniel Bennett Stone, both of St. Matthews; great-grandchildren, Chase Michael Sweat, Ava Remona Sweat; sisters, Beatrice Sweat Murray Mackey, Gertie Lee Crawley, Joyce Sweat Haselden; loving nieces and nephews. He was predeceased by his loving wife, Annie Dell Johnson Sweat, and brother, Lewis Augustus Sweat.

BILL BRAGG WILLIAMS

May 5, 1930 – March 7, 2011



Rev. Bill Bragg Williams was born in Tampa, Florida on May 5, 1930, the son of the late Rev. Ira E. Williams and Carolyn McLeod. He died at the Methodist Manor in Florence on March 7, 2011. He was a graduate of Oklahoma State University and Perkins School of Theology at Southern Methodist University. He served as a pastor in the United Methodist Church in Oklahoma, Florida, and South Carolina for fifty-six years. Rev, Williams served the following United Methodist churches in South Carolina: Grace, Pickens; Bethel, Simpsonville; Cambridge, Ninety Six; Pamplico/Prospect, Pamplico; Latta/Mt. Andrew, Latta; Lake View/Union, Lake View; Nichols; and Marlboro Circuit, Wallace. Additionally, he was the Dean of Continuing Education at Greenville Technical College. He was a member of the Blue Key National Honor Society, Sertoma Club, a two-time president of the Lion's Club, a two-time president of the Kiwanis, a member of the Rotary Club, and president of the Dillon County Historical Society. He was on the Board of Dillon County Communities in Schools, a Co-Chair of Save the Edwards House in Latta, on the Board of Grace and Gladness Ministries, and a former "Man of the Year" of Latta, SC. In 2007 he was named Pastor Emeritus of the Latta United Methodist Church.

His greatest loves were his wife of sixty years, Nettye Ann, his family, his faith, and the education of children and young adults. He is survived by his wife Nettye Ann Adams Williams; his children: Bill Williams and his wife Linda of Honea Path, SC, Bob Williams and his wife Ginger of Norfolk, Virginia, Ann Hafner and her husband Myles of Beulah, North Dakota, and John Williams of Charleston, SC; his grandchildren: Tyler Tews and her husband Carl of Ormond Beach, Florida, Buff Williams and his wife Maggie of Greenville, South Carolina, Michael Williams of Norfolk, VA, Haley Snow and her husband Evan of Greenville, South Carolina, Amy, Amanda, and Jonathan Williams of Charleston, South Carolina, and Lindy and Jacob Hafner of Beulah, North Dakota; great grandchildren, Robby and Charlotte Tews of Ormond Beach, Florida; and his brothers, Ira Williams and his wife Marilyn of Albuquerque, New Mexico, and Joe Williams and his wife Wendy of Enterprise, Mississippi.

CLARENCE DANIEL "RED" WILLIAMS

December 9, 1925 – September 21, 2010



Rev. C.D. "Red" Williams was born December 9, 1925 in Summerville, to S.C. United Methodist minister, Luther D.B. Williams and Elizabeth Joiner Williams. Red died September 21, 2010 in Irmo. He had 57 years of active ministry in the South Carolina Annual Conference. He served seven local churches including Wayne U.M.C., Georgetown; St. John U.M.C., Sumter; Mauldin U.M.C.; Bethany U.M.C., Summerville; John Wesley U.M.C., Charleston; Trinity U.M.C., Spartanburg; Union U.M.C., Irmo. He retired from the S.C. Annual Conference in 1993, and became Minister of Visitation at Trenholm Road U.M.C., Columbia, where he served the next 17 years.

Red started his undergraduate education at Wofford College but stopped to join the war effort in WWII. He returned to the U.S. and graduated Davidson College with a BA degree in Psychology and earned a Masters of Divinity from Duke Divinity School. He next served in the U.S. Army during the Korean Conflict - this time, however, as a military chaplain. On this deployment he had a visit from Billy Graham who came to acknowledge his efforts with the first international clothing drive. This overseas venture ended with Red preaching to a stadium of 50,000 individuals where many made their profession of faith in Jesus Christ.

State side, Red continued to serve in the U.S. Army Reserves. He attained the rank of Colonel and was awarded the Legion of Merit Medal for his educational program materials that are still referenced today.

Red married his college sweetheart, Belva Aileen Morse, and they raised four children: Sherry Fair of Wagener, Danny Williams of Columbia, Dawn Gilliland of Waco, Texas, and Wendi Mundy of Camp Lejeune, North Carolina. He has 7 grandchildren.

Ordained ministry was Red's lifelong calling. He was devoted to the local church and deeply passionate about its mission and service to all people. Much of his time was spent in scripture study and prayer. He dedicated a portion of each day to memorizing scripture. Red was a genuine witness to his Savior, Jesus Christ, and preached the word of God with boldness in every possible setting: on the battle field, at camp meetings, by the water's edge, in the home, at the hospital, on the street, at the mall, and in the local church.

Red Williams was a devout man of prayer which for him was as natural and as necessary as breathing. He was prepared to pray at any time and in any place. He prayed for family and friends by name every day at noon. He was a man of impeccable integrity never ashamed of being a follower of Jesus Christ.

Red lived an intentionally balanced life after the example of Jesus. He was a compassionate pastor who genuinely cared for all people. He had a strong sense of exactly what to do and what to say in every situation being particularly in tune with the Holy Spirit's leading.

Red's motto was John 3:30: *"He must increase, but I must decrease."*

Well done, good and faithful servant. To God be the glory for a life well lived.

Amen, amen and amen.

Acts 20:24 *"But I do not count my life of any value to myself, if only I may finish my course and the ministry that I received from the Lord Jesus, to testify to the good news of God's grace."*

SPOUSES

CAROLYN DAVIS BOWLING

July 16, 1940 – November 17, 2010

Carolyn was the high school sweetheart and then the wife of 52 years of the Rev. Dr. Ralph T. Bowling, Jr. She was a woman of faith and dedication serving with her husband many churches across the South Carolina Annual Conference. She was a person of strong opinions who did not mind voicing them. She was fiercely protective of those whom she loved. She was the mother of two sons: Rev. Ralph T. Bowling, III (Hodges Charge) and Mark Asbury Bowling. She was the loving grandmother of Lauren B. Hutto, Meghan B. Greer, Jared Robert Bowling, and Taylor Ashley Bowling. She was the great grandmother of Alexa Hutto. During most of her life she was a proud executive secretary on such college campuses as Clemson University, Furman University, and at her beloved Spartanburg Methodist College. Carolyn's motto for the living of her life was "…with God all things are possible…"

MILDRED SPEIGHTS BROWN

July 16, 1940 – January 17, 2011

Our heavenly father in His infinite wisdom saw fit to reach out and call from the walk of life Mrs. Mildred Speights Brown home to be with Him on January 17, 2011.

Her life was devoted to serving God, family and community. She was a model of moral strength, spiritual foresight, and an inspiration to all who really knew her. Kindly and submissively, she touched the lives of many through her daily living, teaching, church membership and the many organizations she served from youthful days through adulthood.

She completed her formal educational studies at Morris College, Sumter, South Carolina and further studies at South Carolina State College, Orangeburg, South Carolina and Francis Marion University, Florence, South Carolina. She taught in the public schools of Florence County School District #3 for 25 years.

Some of her affiliations were: The Florence County Association, The South Carolina Education Association, The National Education Association, and the American Association of Retired Persons. She was an active member of the United Methodist Women.

Mildred was united in holy matrimony to the Rev. Matthew C. Brown, and this union was blessed with four children, one which preceded her in death, Merek Conniah Brown. A grandchild, Quinton Major, also preceded her in death.

Left to cherish everlasting memories are her husband Rev. Matthew C. Brown, two daughters, Gayle (Bobby) Williams, of Lake City, SC and Geralyn Brown of Lumberton, NC; one son, Merwyn C. Brown of Lake City, SC 7 grandchildren and 2 great grandchildren.

CAMELIA "IRENE" WASHINGTON GIBBS

July 18, 1945 – May 3, 2011

"We are confident, I say, and willing rather to be absent from the body, and to be present with the Lord." 2 Corinthians 5:8

Camelia "Irene" Washington Gibbs was born July 18, 1945 in South Santee, South Carolina to the late John Smalls and Herlene Campbell. She entered peacefully into eternal rest on Tuesday, May 3, 2011 at Trident Medical Hospital, North Charleston, South Carolina.

Camelia received her education in the Charleston County School system.

Camelia was united in Holy Matrimony to the Reverend Joe Gibbs, Sr. on November 22, 1964. They were married for 49 years and to this union six children were born: Carolyn, Diane, Robert, Iomia, Joe, Jr., and Terrance. Carolyn preceded her in death. Mom you have given us everything we need to live a fruitful life and for that we thank you.

Camelia was a member of Cordesville United Methodist Church where she served on the Stewardess Board, PPRC and the Usher Board. She was a member of Moncks Corner Chapter No. 161 Order of the Eastern Star.

Camelia was a giver and a generous person. Where much is given much is required therefore, she extended her hands of love to everyone in need. God gave her a gift to make much out of very little with a smile. "Irene" , had a beautiful smile, and a person of many, many HATS.

She leaves to cherish her memories: Her loving and devoted husband Joe Gibbs, Sr. Her children: Diane (James) Pettiford, Charlotte, NC, Robert N. Gibbs, Laurens, SC, Iomia Renee Gibbs, Columbia, SC, Joe Jr. (Monique) Gibbs, Virginia Beach, VA, Terrance R. Gibbs, Charlotte, NC. Five Grandchildren: Nakesha S. Whittaker, Jaira I. Rivers, Khaliah I. Pettiford, Ahmadré C. Pettiford and Joshua N. Bettsill. Sisters: Rodell Maxwell, Emma J. (John) Foster, Susan Ann (Willis) Snider, and Edith (William) Smith. One brother George Campbell, Jr. and one adopted brother Elder James Simmons, McClellanville, SC. Two aunts, two sisters in law, two brothers in law. special sisters Anna B. Gibbs, Natha Lee Gibbs, special friends Ruth Carson and Charlena J. Rivers. A host of nieces, nephews, relatives and friends.

Her funeral was held at Greater Emanuel A.M.E. Church, Moncks Corner, South Carolina with Reverend Joseph Lee Hagler, Pastor officiating. Interment was in Westview Cemetery, Moncks Corner, South Carolina

MANNING JOSEY, JR.

May 25, 1944 – January 25, 2011

Manning Josey, Jr., was born May 25, 1944 in Sumter, South Carolina, the son of Georgia Mae Black Josey and the late Manning Josey, Sr. He died suddenly on January 25, 2011 at Tuomey Hospital in Sumter, SC. He was a loving and devoted husband to the Rev. Roberta C. Josey for twenty-five years, six months, and twenty-six days. Together they were the parents of seven children: Manning Brown, Jr., Bernard Josey, William Paul Brown, Sharon Lawrence, Linda Knowles, Debra Ann Josey and a daughter who preceded him in death, Sandra Josey. He had nine grandchildren, five brothers and two sisters.

Manning was a 1962 graduate of Lincoln High School and attended Central Carolina College. He worked several places and retired supervisor of Campbell Soup, Gold Kist and Sumter School District 2.

Manning accepted Christ at a young age and joined Trinity Baptist Church where he was ordained as a Deacon. He loved the Lord and actively served in many areas of the church. He was Superintendent of the Sunday School and he taught Sunday School classes. He was a member of the Senior and Male Choirs. He later became a founder and charter member of New Fellowship Baptist Church. In 1995 he joined New Providence United Methodist Church with his wife. At New Providence he was a Lay Speaker and a member of the United Methodist Men. He was a man of faith and never passed up and an opportunity to be a witness for the Lord.

– Rev. Roberta C. Josey

KAROLYN KEATON OWENS

September 20, 1924 – June 13, 2010

Mrs. Karolyn Keaton Owens, wife of The Reverend George Clay Owens, passed to eternal life on June 13, 2010, at Wesley Commons Health Care Center in Greenwood, South Carolina. In addition to her husband, she is survived by two sons, Dr. Clay Owens, his wife Karen, of Charleston, and John Walter Owens of Mexico Beach, Florida, and three grandchildren, Jacob, Katie, and Cori Owens.

Born September 20, 1924, in Anderson County, she was the daughter of the late William Walter Keaton and Lena Brown Keaton. Reared in the Ebenezer Community of Anderson County, she was a graduate of Anderson Girl's High School, and attended Lander College and Western Carolina Teacher's College.

As a "preacher's wife", she always sat in the congregation with her children, on the "preacher's" left side. She was a faithful, devoted helper to her husband in the churches he was appointed to serve. She attended all church programs, including all of the women's circles, the Wesleyan Service Guild, Women's Society of Christian Service, and later United Methodist Women.

In 1970, she established the first Public School Kindergarten Demonstration Program for the SC Department of Education, in Saluda, SC.

In retirement, she regularly attended the UMW at Ebenezer UMC. Whenever George would take on a church to help fill the pulpit, Karolyn would go with him and support his efforts 100%.

George and Karolyn celebrated their 60th wedding anniversary in February of 2010. Her greatest legacy to leave her family is her very optimistic attitude about life. Whenever anything was going the wrong way, she would stop, plan how to handle it, and then talk up the positive side.

Her greatest interest in life was her family. This extended to in-laws and especially to her grandchildren. She had no greater joy than to have her house full with her three grandchildren.

Karolyn, "Mom", will be sorely missed by her family and friends. Her leaving has left a big empty spot that will not be refilled. She does leave her legacy of family, community and positive thinking to help us get through.

The Funeral service was held on June 14, 2010, at Ebenezer UMC with Rev. Ellen Younker and Rev. J. Taylor Campbell officiating. Burial was in Ebenezer UMC Cemetery.

SARAH BURNETT SCOGGINS

November 7, 1022 – September 13, 2010

Sarah Burnette Scoggins, daughter of Mr. and Mrs. E.C. Burnette, was born in Spartanburg, South Carolina November 7, 1922.

She attended the public schools in Spartanburg and she was a graduate of Converse College, majoring in English. She first married Dr. L.B. Dennis, Bishopville, South Carolina, where she lived for the remainder of her life. Dr. Dennis died January 10, 1989 and nine years later, she married Rev. E. King Scoggins.

Sarah was a loving wife, mother, and grandmother. Her children are Mrs. Elizabeth Daniel and Dr. Blake Dennis. Her grandchildren are Harry and Carolyn Dennis and Bill and Beaty Daniel.

Sarah was an active member of Bethlehem United Methodist Church, Bishopville, South Carolina devoting much time working with the United Methodist Women. She was a Circle Chairman off and on over the years. She was a good bridge player and a good golf player. She was an avid reader. She took a great interest in her yard, which is beautifully landscaped and well kept. She was an active member of the various clubs in the community such as the Book Club and the Garden Club. She was a member of the DAR.

Sarah died September 13, 2010.

SURVIVING SPOUSES

GLADYS BLACKFORD ALBERT

October 14, 1928 – June 23, 2010

Gladys B. Albert, born October 14, 1928, died on June 23, 2010 in Stafford, Virginia. She was the surviving spouse of the Reverend Harold Edward Albert, who was a deceased Elder in Full Connection of the South Carolina Annual Conference. Rev. Albert served in extension ministry at Clemson University for many years as well as churches in the Anderson District. Rev. Albert died in December 2009.

She is survived by a son, Paul Albert of Lakeland, Florida, and two daughters: Paula Parsick of Stafford, Virginia and Jo Albert-Hill of Thomson, Georgia.

BETTY HUDSON CLARK

March 31, 1936 – August 27, 2010

Betty Hudson Clark, 80, died April 14, 2011 at her residence in Greenville. She was a surviving spouse of Rev. Jack Daniel Clark, a deceased Full Elder of the South Carolina Conference. Rev. Clark served appointments at Black Swamp, Hampton, Folly Beach – St. Andrew, Charleston – Grace, Woods Chapel, Turbeville, Pamplico – Bethlehem, Union – Lane, Gramling – Campobello, Liberty – Sharon Charge, Cottageville Charge, Chesterfield – St. Paul, and Harris before retiring in 1992. Rev. Clark died in 1998.

A native of Grady County, Georgia, and daughter of the late John Gordon and Estelle Prevatte Hudson, Mrs. Clark was a retired nurse of Greenville Health Care and a member of Buncombe Street United Methodist Church.

Surviving are three sons and daughters-in-law, Jack D. Clark, Jr., and Susan of Woodruff, Joseph Hudson Clark of Chesnee and Andrew and Amy Clark of Campobello; a daughter and son-in-law, Martha and Anthony Hutton of Swansea; two brothers, John Hudson of Stone Mountain, Georgia, and David Hudson of Portal, Georgia; a sister Martha Stevens of Lake Mary, Florida; five grandchildren and two great-grandchildren.

Mrs. Clark was predeceased by five sisters and two brothers.

MARGARET BURTON HAWKES

May 7, 1920 - April 14, 2011

"I have fought the good fight, I have finished the course, I have kept the faith; henceforth there is laid up for me the crown of righteousness, which the Lord, the righteous Judge, will award to me on that day." (2 Timothy 4:7-8).

Margaret B. Hawkes was the widow of Rev. Robert J. Hawkes. She was born in Augusta, Georgia, May 7, 1920 to W.F. and Ruby Burton. At the age of 3 Margaret's mother died and her father remarried Miss Lilly Britt Burton. Margaret and her children called her Ma-Ma Lilly.

Margaret's home church was St. Luke Methodist in Augusta, Georgia.

It was "love at first sight" for Margaret when Bob Hawkes walked in her dad's grocery store on Crawford Avenue. They soon married. Through the years they had five children, three (3) died in infancy. They had two surviving daughters, Billie and Carol.

Margaret's husband accepted Christ and a call to the ministry at a Billy Graham Crusade in Augusta in the early 1940's. They moved to Kentucky where he received bachelor's degree from Asbury College. Years later he received his master's degree from Candler School of Theology at Emory University. Margaret always joked that she had her P.H.T. degree (Push Hubby Through, degree).

The Hawkes served charges in Kentucky, Georgia and then moved to South Carolina in the late 50's. They served in Westminster, S.C., Easley, S.C., Wagener, S.C., Harleyville, S.C., Lancaster, S.C.

Margaret's husband died in 1975. She moved to Alcolu, S.C. with her daughter, Carol where she lived for 29 years.

Margaret passed on April 14, 2011. She is survived by two daughters, Billie H. Nalley of Gable, S.C. and Carol Hawkes of Alcolu, four grandchildren, ten great grandchildren, one sister, Shirley B. Berry of Augusta, Georgia, one brother, Thomas Burton of North Augusta, S.C.

She was a symbol of sowing seeds of love and kindness.

We miss you Ma-Ma, sister, Ga-Ga, but we take comfort knowing you are with the Lord Jesus.

– Billie H. Nalley and Carol Hawkes

JUSTINE STEPHENS MCCANTS

July 7, 1930 – February 14, 2011

Mrs. Justine Stephens McCants was born July 7, 1930 in Smoaks, S.C., to the late James and Daisy Jenkins Stephens. She peacefully entered heaven's gates February 14, 2011.

She received her education in the Jonesville Community School, Smoaks, S.C., Voorhees High School/Junior College in Denmark, S.C., an undergraduate degree from Claflin University and a Master of Education degree from South Carolina State University, in Orangeburg, S.C.

Mrs. McCants was a faithful, devoted minister's wife. She retired from Bamberg School District One after 42 years of dedicated teaching in that district.

At an early age, Justine joined Lovely Hill Baptist Church in Smoaks, S.C. Upon marriage to the late Rev. Eugene McCants, Sr., she joined Mount Carmel UMC in Bamberg, S.C. After the death of her husband, Justine returned to Mt. Carmel UMC, where she worked faithfully uplifting the Kingdom of God.

During her years at Mt. Carmel UMC, she served as Lay Leader, Sunday school teacher, Chairperson of PPRC, Lay Speaker (Emeritus), VBS director, Chairperson of Christian Education, Chairperson of Administrative Board, member of BMCR and Senior choir member. Mrs. McCants was a member of Zeta Phi Beta Sorority, Inc.

Preceding Mrs. McCants in death was a son, Eugene McCants, Jr. Left to cherish her memory are: daughters, Miriam M. James, Sharon M. Manigault and Charlotte M. Golson; grandchildren, Howard Jr., Mia and Justin James, Kelly Jr., Kelsha and Jessica Manigault and Teala Golson; sister, Nancy Milton; and other relatives.

OTHERS

JUDGE REUBEN CLARK

May 4, 1936 – August 27, 2010

The Rev. Clark died Friday, August 27, 2010. Born in Jefferson, SC, he was the son of the late Charles and Pauline Sowell Clark. He was a retired United Methodist pastor and served in the South Carolina Annual Conference from 1960 - 1976. He also served in the Memphis Annual Conference and the Mississippi Annual Conference.

Surviving are his companion and best friend, Rev. Alma W. O'Bryant; a son, Reuben; a sister, Lola Clark Taylor; and children, Lydia Yvonne Ham, Deborah (Charles) Hightower, Henry O'Bryant (Ojetta), Denise (Oliver) Anderson; 11 grandchildren; six great-grandchildren; nieces, nephews and friends.

WALTER S. GREEN, III

November 22, 1924 – January 18, 2011

Born on Nov. 22, 1924, in Wilmington, DE, the Reverend Walter S. Green, III, was the son of the late W. Smithers Green, Jr. and Virginia Conwell Green. He died in the Newberry County Memorial Hospital on January 18, 2011.

Rev. Green was valedictorian of his high school class and was a member of Phi Beta Kappa at Dickinson College. He attended Westminster Theological Seminary and graduated from Garrett Evangelical Theological Seminary.

He pastored his first church in 1942 at the age of 18 and was under episcopal appointment for 65 years. He served in the Virginia Conference prior to coming to Newberry and remained a member of that Conference. He was Superintendent of the Staunton District while in Virginia as well as served on numerous conference boards and agencies. Rev. Green served the Ebenezer U.M.C., New Chapel U.M.C. and Lebanon U.M.C. circuit in Newberry County from 1987 to 1997; Epworth U.M.C. in

Joanna from 1997 to 2001 and Lewis Memorial U.M.C. from 2001 to 2008. He was a beloved husband, father, grandfather, greatgrandfather, pastor and friend.



Walt met his partner in ministry, Marjorie, when he was attending Westminister and decided right away that if he wanted to hear her musical talents the rest of his life, he needed to marry her. Together, they served 18 appointments including seven with building projects. The chapel in his last building project at Messiah U.M.C. in Springfield, Virginia – where 976 people joined the church during his four years of ministry there – bears his name.

As a minister, Rev. Green was known for his many talents including his ability to remember names and make all persons feel welcome. He made visiting church members – those who were regular in attendance and those who were not – a personal commitment. He was a great storyteller and often incorporated humor into his sermons.

Walt often said that if he had to fail as a minister or as a parent, he would rather fail as a minister. He failed at neither.

He is survived by his wife of 66 years, Marjorie Strickland Green; daughters Rebecca Joyce Green of Silver Spring, Maryland and Mary Anne (Howard) Byrd of Lugoff; sons, Ted T. Green of Garrett Park, Maryland, Dr. John W. (Mary Sue) Green of Newberry, and Joseph H. (Janet) Green of Sequim, Washington; 11 grandchildren; and 6 great grandchildren. He was predeceased by four grandchildren.

– Marjorie S. Green and family

ALPHABETICAL LISTING OF DECEASED
MINISTERIAL MEMBERS
South Carolina Annual Conference
United Methodist Church
Organized 1972

Frank Leon Abercrombie	September 14, 1937 – September 3, 2005
Louis Mason Adams	May 19, 1919 – May 19, 2011
James Marion Aiken	May 31, 1926 – January 23, 2002
Howard Edward Albert	January 1, 1929 – December 19, 2009
Robert Leon Alexander	November 21, 1921 – January 2, 2001
Clyde William Allen	July 10, 1905 – March 26, 1984
John Alsbrooks, Jr.	February 24, 1923 – January 18, 2003
Merle Sylvester Amspacher	March 13, 1923 – June 21, 1978
Leonard Porter Anderson	September 5, 1888 – September 27, 1976
Leonard Porter Anderson, Jr.	August 26, 1925 – September 28, 2009
Lloyd Ray Anderson, Jr.	May 25, 1948 – March 21, 2004
Martha Anne Hills Andrews	December 6, 1956 – December 6, 1984
Warren G. Ariail	April 16, 1894 – December 12, 1977
James Larry Ashley	June 22, 1913 – March 26, 1978
Ralph Wylie Atkinson	November 19, 1915 – July 8, 1989
Samuel Marvin Atkinson	December 9, 1907 – September 26, 1992
Arthur W. Ayers	September 5, 1890 – March 4, 1990
Joseph David Bailey	October 7, 1933 – June 26, 1997
George Alexander Baker	August 11, 1903 – February 19, 1994
Wyman Wayne Ballentine	March 16, 1925 – October 2, 1995
Cleveland Carolina Barr	June 4, 1900 – July 26, 1980
James McLean Barrington	August 9, 1900 – February 16, 1993
Luke Newton Barton	January 4, 1902 – March 1, 2001
Ralph Otis Bates	September 7, 1916 – July 2, 1990
Heber Felder Bauknight, Sr.	November 17, 1913 – June 13, 1984
Fritz C. Beach	January 30, 1890 – May 2, 1981
Kenneth Wilson Bedenbaugh	October 19, 1917 – August 15, 2009
Talmadge Davis Belding, Jr.	August 10, 1943 – June 9, 2008
Curtis O'Dell Bell	August 18, 1905 – June 17, 1994
Ernest Perry Bell, Sr.	June 22, 1916 – October 30, 1986
Jacob Bennekin	August 22, 1917 – November 22, 1987
Marvin E. Bennett, Sr.	September 24, 1934 – November 1, 2003
Sarah Edith Bennett	June 16, 1910 – December 23, 1992
Roy Alton Berry	October 23, 1909 – April 16, 1990
David Forrest Best	July 29, 1952 – August 10, 2006
Paul Augustus Betsill	January 24, 1924 – March 26, 2011
Benjamin Byran Black	November 1, 1898 – March 11, 1978
Brice Bernard Blakeney	March 10, 1922 – March 9, 2003
Lucius Benjamin Blocker, Jr.	November 29, 1922 – November 16, 1992
Marvin Boatwright	September 19, 1899 – January 4, 1984

Preston Bolt Bobo	September 30, 1910 – September 9, 2005
Lloyd Defoix Bolt	February 17, 1901 – September 5, 1990
William Sterne Bolte	November 19, 1934 – December 25, 2010
Isaiah Boone, Jr.	April 15, 1915 – April 26, 1974
Matthew Evans Boozer	September 19, 1909 – December 18, 2000
William Reuben Bouknight, Jr.	April 12, 1907 – January 16, 1983
Charles Herbert Boulware	November 2, 1911 – February 10, 1978
Boone Moss Bowen	August 5, 1899 – March 25, 1987
John Berry Bowman	October 15, 1909 – April 19, 1975
Jack Marion Bozard	June 20, 1946 – September 8, 1998
Angus McKay Brabham, Jr.	September 26, 1916 – March 29, 2000
John Risher Brabham	April 10, 1938 – August 15, 2006
Edward Randolph Bradham, Jr.	October 14, 1921 – July 26, 1981
James Durant Brady	December 4, 1926 – December 24, 1987
Ted William Brazil, Sr.	November 29, 1936 – April 7, 1997
George Dewey Brazill	March 15, 1925 – January 14, 1996
James Edward Breedlove	April 21, 1947 – January 20, 2006
Robert James Bringman	January 25, 1923 – September 9, 2003
Raymond Walter Brock	June 1, 1930 – August 12, 1991
Charles Wilbur Brockwell, Sr.	July 26, 1910 – April 5, 1994
Allan Russell Broome	December 26, 1912 – September 11, 1984
Edester B. Broughton	May 3, 1904 – February 8, 1994
Clarence Rotway Brown	May 11, 1917 – July 12, 1994
Giles Calvin Brown	November 11, 1895 – June 21, 1977
Robert Allen Brown	November 8, 1922 – May 10, 1986
Walla Brown	August 10, 1946 – November 27, 2009
John Earle Bryant	February 26, 1929 – April 12, 1977
Horace Earle Bullington	November 2, 1895 – February 4, 1988
Roy Deforest Butler	May 2, 1928 – July 10, 1994
Marion Gibson Caldwell	December 16, 1915 – July 7, 1992
Clyde Livingston Calhoun	February 20, 1926 – July 4, 2009
Melvin Edward Calvert	April 2, 1928 – December 12, 2009
Cecil Martin Camlin, Jr.	January 10, 1934 – November 18, 2010
Allen Manley Campbell	April 22, 1923 – June 24, 2002
Julius Franklin Campbell	October 25, 1887 – March 27, 1981
Robert Benjamin Campbell	December 14, 1930 – June 12, 1999
George Russell Cannon	May 29, 1916 – September 1, 1996
Joel Earle Cannon	April 27, 1918 – February 17, 1991
Ralph Alston Cannon	March 5, 1929 – February 25, 2008
Thaddeus Carlisle Cannon	November 4, 1896 – April 15, 1979
Ira John Carey	May 28, 1921 – September 2, 2000
George Bryan Carroll	No dates available
Clifford LeRoy Carter	August 23, 1912 – May 23, 2003
Percy Calvin Carter, Sr.	April 18, 1921 – July 14, 2002
William Ralph Carter	October 2, 1906 – July 29, 1998
Lucius C. Cave	October 14, 1914 – March 9, 1981

Robert Hatton Chambers	September 6, 1896 – March 23, 1987
Floyd Vernon Chandler	May 29, 1924 – November 8, 1993
John Adolphus Chandler	April 20, 1892 – October 12, 1975
William Harry Chandler	July 23, 1917 – April 21, 1984
Talmage Lee Chapman	March 24, 1915 –
Max Hendrix Christopher	December 5, 1915 – November 11, 2001
William Harold Church	August 30, 1938 – January 4, 2004
Eunice Olene Civils	October 16, 1931 – December 16, 2002
Jack Daniel Clark	July 17, 1929 – January 3, 1998
Julius Edel Clark	August 12, 1887 – December 6, 1973
William Reginald Claytor	February 12, 1916 – April 14, 2009
Samuel Bryson Coker	December 11, 1934 – September 29, 1994
Edgar William Cole	March 10, 1918 – February 27, 1996
Henry Fitzhugh Collins	March 7, 1898 – March 5, 1978
James Samuel Colter	January 15, 1909 – March 15, 1982
Charles Robert Conner, Sr.	January 31, 1928 – April 16, 1999
Foy LaRue Cook	September 19, 1944 – November 11, 2009
Pierce Embree Cook, Jr.	May 24, 1944 – February 13, 1989
Pierce Embree Cook, Sr.	August 3, 1911 – June 24, 1981
William Thomas Cooke	October 5, 1925 – January 28, 1999
Benjamin Joseph Cooper	November 20, 1915 – March 30, 1998
George Reid Cooper	August 31, 1915 – August 8, 1995
Samson Darey Cooper	July 24, 1914 – November 5, 1998
William Delano Cooper	June 7, 1949 – October 8, 20009
James Marion Copeland	October 19, 1910 – August 8, 1998
Delos Duane Corderman	September 5, 1936 – May 9, 2009
Gene Forest Couch	December 27, 1929 – February 10, 1997
George W. Couch, Jr.	November 28, 1926 – April 25, 2009
Edward Garfield Coursey	December 20, 1928 – March 31, 2004
Richard Sheffield Covington	March 29, 1927 – July 19, 1990
William Chesley Covington, Jr.	August 28, 1919 – February 7, 2001
Gary Edward Creighton	December 28, 1952 – October 25, 1991
Charles Smith Crenshaw	January 29, 1929 – April 9, 2011
William Jennings Bryan Crenshaw	July 6, 1922 – November 18, 2002
James Alton Croker	April 8, 1916 – March 26, 1977
Thomas Neal Crouch	May 24, 1931 – July 8, 2009
Mason Crum	November 22, 1887 – August 31, 1980
Sidney Randolph Crumpton	October 25, 1908 – July 14, 2005
William Wallace Culp, Jr.	January 16, 1935 – May 5, 1994
Francis Thornton Cunningham	July 20, 1913 – November 13, 1974
John Wesley Curry, Sr.	January 10, 1908 – August 6, 1995
Leo Wilbur Curry	September 1, 1909 – December 24, 1975
Peden Gene Curry	January 7, 1919 – November 28, 2003
John Willis Davenport	June 9, 1927 – April 27, 2009
Robert Davenport	July 7, 1924 – July 23, 2004
Charles Hayes Davis	August 14, 1927 – November 7, 1990

James Chadwick Davis	April 27, 1934 – October 1, 2007
James K. Davis	March 12, 1912 – January 12, 1976
Kenneth Carroll Davis	March 15, 1911 – January 30, 1984
Lucy Tedder Davis	June 21, 1922 – November 8, 2010
Roosevelt Simon Davis	October 4, 1911 – May 19, 1979
William Dixon Davis	May 13, 1915 – January 5, 2007
Cyrus Bassett Dawsey, Jr.	March 4, 1921 – October 2, 2005
Vernon Franklin Deese, Sr.	November 23, 1932 – August 21, 2010
Junius Rhame Dennis	October 7, 1901 – December 20, 1996
Melvin Earle Derrick	July 1, 1906 – April 27, 1988
James Samuel Dial	August 17, 1910 – May 26, 1990
Dennis Roy Dickerson, Jr.	November 29, 1934 – January 17, 2000
Dennis Roy Dickerson, Sr.	January 28, 1907 – June 15, 1973
Roy Ezra Dickert	November 25, 1913 – October 29, 1972
Bernard Smith Drennan	October 11, 1909 – May 8, 1998
Frederick Grover Cleveland DuBois	January 17, 1910 – September 12, 1986
Clarence Franklin DuBose, Jr.	September 21, 1909 – April 25, 1974
Robert Newsome DuBose	September 4, 1914 – October 8, 2006
George Summers Duffie, Sr.	July 7, 1907 – July 7, 1994
Ernest Dugan, Jr.	October 17, 1913 – March 8, 2000
Ernest Dugan, Sr.	July 25, 1887 – March 9, 1979
Fulton Edwards, Sr.	May 10, 1914 – July 8, 1989
J. S. Edwards	March 18, 1889 – August 31, 1979
William Leonard Edwards, Jr.	November 8, 1920 – January 29, 1998
William Lewis Elkin	September 25, 1917 – November 17, 1987
Robert Flem Ellenberg	February 6, 1909 – September 1, 1987
Percival Frank Elliott	August 18, 1892 – March 30, 1979
Charles Mack Elrod	October 27, 1908 – December 3, 1988
Rufus Christopher Emory	December 4, 1916 – October 7, 2002
Joseph Claude Evans	February 5, 1917 – September 7, 2007
Thomas Foster Evatt, Jr.	March 30, 1920 – February 15, 2009
Eugene Lawson Farmer	September 15, 1908 – April 1, 1989
Reuben Thomas Farmer	August 1, 1900 – March 23, 1986
Wesley Darlington Farr	December 16, 1920 – January 26, 2009
Robert Cleo Faulkner	September 9, 1926 – August 13, 2009
Enoch Sidney Finklea, Jr.	January 24, 1926 – April 19, 1995
Henry Franklin Flowers	November 27, 1929 – February 22, 2008
Carlisle Sessions Floyd	July 21, 1904 – December 17, 1988
Duncan Leroy Floyd	February 2, 1923 – April 10, 2008
William Harvey Floyd, Jr.	May 3, 1931 – September 25, 1998
Melvin Fludd	November 8, 1934 – June 26, 1991
Herbert V.L. Fogle	August 21, 1949 – September 15, 2009
John Grady Forrester	May 19, 1906 – July 14, 1979
Donald Albert Foster	April 19, 1913 – March 20, 2000
John Louis Fowke	November 28, 1924 – September 11, 2008
Stephen Van Fowler	July 25, 1886 – August 1, 1977

Edgar Allan Fowler, Jr.	November 9, 1923 – October 27, 1977
Lawrence Obbie Foxworth, Jr.	June 21, 1926 – May 15, 1997
Fredrick Lawson Frazier	October 26, 1882 – October 26, 1975
John Thurman Frazier	December 30, 1889 – August 6, 1973
William Wallace Fridy	December 25, 1910 – September 14, 1998
Richard O'Dell Frierson	May 18, 1895 – December 13, 1981
Michael Blake Fryga	September 18, 1912 – July 18, 2000
Morton Littell Funkhauser, Jr.	April 20, 1943 – July 15, 1999
Thermond Leroy Gable	July 11, 1917 – October 17, 2000
Samuel Avon Gadsden	March 22, 1907 – August 28, 1983
Benjamin Gadsden	March 19, 1934 – June 5, 1989
Mac Ray Galloway	May 18, 1913 – November 4, 1996
Roscoe Blackmon Garris	March 13, 1927 – September 30, 1996
Frank Oliver Geissinger	February 27, 1921 – June 15, 2001
William Powell Generette	July 4, 1918 – November 19, 1987
Raymond Thirkield Gibson	July 15, 1929 – June 21, 1994
Joe Woodrow Giles	May 23, 1913 – June 15, 1991
Napoleon B. Giles	December 14, 1940 – April 23, 1985
Thomas Edward Giles	December 14, 1929 – January 12, 2002
James Olin Gilliam, Sr.	November 28, 1911 – July 30, 1994
Bascom Cuyler Gleaton	September 2, 1901 – April 17, 1998
Earle Edwin Glenn	February 2, 1900 – May 5, 1974
Samuel Rufus Glenn	November 8, 1909 – February 15, 2002
Harold Clayton Glover	January 8, 1927 – June 22, 2003
John Randall Godfrey	August 6, 1934 – January 1, 2003
Eulalia Cook Gonzalez	November 7, 1913 - July 14, 2001
Willis Timothy Goodwin	September 2, 1935 – December 10, 2007
James Wylie Gosnell	September 1, 1928 – March 21, 2011
Francis Huit Gossett	May 17, 1930 – February 8, 2001
Edward Wrightsman Gott	August 23, 1916 – October 21, 1991
Candies Wallace Graham	September 2, 1918 – March 26, 1997
Edgar Gamewell Grant	August 3, 1921 – March 1, 2003
Anderson McDowell Gray	October 30, 1913 – December 15, 2006
Isaac S. Green	December 15, 1890 – June 8, 1986
Jonas S. Green	May 6, 1875 – June 18, 1972
Levi Green, Sr.	August 22, 1920 – October 2, 2006
Thomas D. Greene	1894 – April 15, 1976
Oliver Norwood Greer	November 14, 1924 – January 24, 2011
James Ray Gregg	March 5, 1926 – August 11, 2001
Linneaus Cincinnatus Gregg	1894 – December 12, 1983
Alderman Lewis Griffis	June 13, 1921 – April 4, 1992
Reed Hollinger Griffis	November 14, 1933 – April 24, 2000
Robert Carl Griffith	August 17, 1895 – January 15, 1975
Patricia Ann Griffith-Fallaw	December 15, 1960 – April 5, 2006
Arthur Lovelace Gunter	March 7, 1890 – July 23, 1977
Robert E. Hall	December 31, 1929 – May 1, 1988

Lawrence DeKalb Hamer	July 9, 1897 – March 8, 1975
Stephen B. Hamilton	April 24, 1897 – November 20, 1984
Cyril Frank Hamm	September 13, 1923 – July 27, 1989
Andrew Vandiver Harbin, Jr.	October 12, 1907 – April 5, 1982
Elliott Wannamaker Hardin	July 21, 1916 – April 11, 1994
Olen Leon Hardwick	May 29, 1909 – August 29, 1990
Harvey Jennings Harmon, Jr.	April 7, 1929 – February 26, 1993
William Henry Harmon, Jr.	August 27, 1913 – February 12, 1991
Claude Richard Harper	November 18, 1926 – September 29, 1979
Calvin Earl Harris	May 8, 1938 – March 16, 2003
William Frederick Harris	October 18, 1897 – April 27, 1978
Louie Fay Hartley	April 14, 1917 – June 9, 1975
Oliver H. Hatchett	February 7, 1895 – September 1, 1976
Robert James Hawkes	September 25, 1916 – January 9, 1975
Donald Harold Hawkins	November 28, 1914 – July 13, 1984
John Thomas Hayes	March 11, 1928 – August 18, 2007
Major Clyde Hendrix	August 20, 1920 – July 8, 2004
Rembert Bryce Herbert	April 8, 1903 – April 20, 1996
Victor Ralph Hickman	March 6, 1910 – August 10, 1979
George Heyward Hodges	May 19, 1889 – November 12, 1987
Harmon Leslie Hoffman	March 9, 1893 – January 14, 1985
James Frank McLeod Hoffmeyer	September 29, 1901 – December 2, 1980
James Carlton Holden	February 19, 1918 – December 2, 1995
David Wilton Holder	February 6, 1928 – October 25, 2007
Adlai Cornwell Holler, Sr.	June 18, 1898 – November 30, 1984
George R. Hollimon	September 20, 1924 – January 8, 2004
James Rufus Holt	May 31, 1902 – April 14, 1978
Ray Price Hook	May 4, 1920 – August 29, 1997
William Arnold Horne	August 17, 1917 – January 30, 1984
James Cecil Houston	July 31, 1923 – April 8, 1995
Robert Joseph Howell, Sr.	September 19, 1930 – February 17, 2003
Michael Benjamin Hudnall	August 3, 1921 – December 14, 1999
Buster Thornwell Huggins	October 29, 1922 – June 18, 2008
Russell Achie Hughes	February 23, 1893 – August 25, 1979
Bertie Snow Hughes	December 14, 1890 – April 1, 1976
Larry Humphrey	August 22, 1921 – March 27, 2004
James Belton Hurt, Jr.	June 7, 1921 – May 31, 1977
T. A. Inabinet	October 13, 1896 – October 14, 1976
James Carsey Inabinet	July 13, 1898 – July 9, 1985
John Henry Inman, Jr.	November 2, 1928 – March 22, 1979
Marvin Levelle Iseman	December 14, 1928 – September 20, 1991
Everett William Ishman	May 29, 1939 – May 9, 2011
Sammie Edward Jackson	March 16, 1948 – October 10, 1995
Walker Jackson	September 25, 1928 – May 1, 2006
Feltham Syreen James	May 22, 1905 – January 19, 1984
Cecile Glen Jenkin	July 9, 1952 – November 5, 2010

Edward Emmanuel Jenkins	December 4, 1923 – August 6, 1995
Warren Marion Jenkins	March 8, 1915 – June 16, 1997
Andrew Luther Johnson	June 30 1903 – March 23, 1982
Clyde James Johnson	August 22, 1917 – November 14, 2000
Elbert Lee Johnson	November 22, 1909 – July 9, 1994
Harold Roland Johnson	November 1, 1924 – April 17, 2007
Henry Samuel Johnson	May 1, 1941 – April 6, 2009
James Gilliam Johnson	September 6, 1916 – December 15, 1975
James Ross Johnson	December 23, 1894 – January 28, 1983
Richard Hilton Johnson	March 19, 1939 – February 20, 2007
James Willard Johnston, Sr.	January 10, 1919 – January 16, 2005
Alvin Adelbert Jones	May 10, 1897 – May 27, 1975
Arthur Caldwell Jones	October 15, 1914 – January 16, 1991
Clifton Eugene Jones	September 1, 1921 – March 16, 1990
Edward Samuel Jones, Jr.	July 4, 1907 – June 27, 1989
Elli Hu Jones	November 27, 1912 – July 2, 1988
Henry Berkeley Jones	June 15, 1898 – December 26, 1989
Jacob Rowell Jones, Jr.	September 28, 1932 – April 1, 2004
Nathan Wilson Jones	October 26, 1912 – May 20, 1994
Theodore Edward Jones	July 15, 1913 – June 29, 2001
William Leroy Jones	February 28, 1928 – November 14, 1999
William Moore Jones	June 16, 1930 – October 7, 1994
Benjamin Franklin Jordan	September 9, 1911 – May 31, 1994
Ira Samuel Jordan	October 28, 1913 – August 13, 1986
Charles Edward Kaylor	January 15, 1919 – August 28,1992
Washington Charlie Kearns	June 19, 1922 – April 5, 2005
Willie Keels	No dates available
Lawrence Anthony Kelly, Jr.	December 23, 1932 – March 26, 2011
Thomas Washington Kemmerlin	October 12, 1909 – December 9, 1995
Thomas Stephen Kimrey	May 14, 1917 – September 3, 1983
James Ernest Kinard	May 14, 1920 – June 26, 1984
Robert Benjamin King	June 20, 1893 – November 6, 1982
Henry Lester Kingman	April 26, 1903 – January 28, 1990
Charles Kirkley	November 14, 1923 – November 17, 1993
John Henry Kohler	August 5, 1902 – March 17, 1984
Kenneth Joel Kovas	September 17, 1952 – November 2, 1995
Denver Steedley Lee	October 6, 1918 – May 2, 2008
Michael Boyd Lee	May 22, 1914 – October 26, 1996
Willie Aaron Lee	July 5, 1929 – March 21, 1992
John William Lewis	July 7, 1885 – February 14, 1982
Thomas Earnest Liles, Jr.	October 15, 1921 – November 18, 2002
James Benjamin Linder	February 7, 1908 – October 11, 2002
James Hazzard Lindsay	November 9, 1917 – April 18, 1999
Raymond Peter Litts	July 27, 1929 – October 19, 2003
John Victor Livingston	December 2, 1918 – November 29, 1988
Benjamin Eugene Locklair, Jr.	December 28, 1920 – October 22, 1999

Mark Regan Long	August 24, 1943 – March 4, 2009
William Barton Love, III	November 24, 1921 – December 28, 1997
Ralph Thomas Lowrimore	January 18, 1929 – April 29, 2005
James Foster Lupo	April 26, 1894 – March 31, 1991
Hawley Barnwell Lynn	October 14, 1915 – June 27, 1989
Robert Mack	August 19, 1926 – April 8, 1998
William Monroe Major	September 13, 1915 – August 25, 2008
Hubert Vernon Manning	August 2, 1918 – April 30, 1997
Jesse Frank Manning	March 10, 1933 – January 29, 2006
Reuben Bunyan Marlowe	April 1, 1928 – November 12, 2010
Rex Vanlyn Martin	November 11, 1906 – October 27, 1982
John Wesley Matthews	July 10, 1908 – February 28, 1990
Thomas Francis Matthews	January 31, 1933 – August 13, 2008
Harry Roy Mays	May 31, 1924 – October 21, 1999
Eugene Marion McCants	December 2, 1930 – October 11, 1985
Marion Cooper McClary	May 18, 1929 – April 17, 2006
James Osgood McClellan, Jr.	July 24, 1910 – February 5, 2004
Nathan Alfred McClennon	March 12, 1925 – December 10, 2009
Robert Lee McCraw	April 23, 1902 – January 8, 2009
Matthew Douglas McCollom	November 30, 1912 – April 17, 1980
Walter Edwin McDaniel, Jr.	April 25, 1921 – January 31, 2008
Jewell Wesley McElrath	June 23, 1892 – May 18, 1983
James William McGill, Sr.	August 20, 1949 – February 23, 2007
Russie Vance McGuire	August 8, 1907 – April 5, 1992
Mary Anne Jackson McIver	February 20, 1948 – June 6, 2004
William Brooks McKay	July 30, 1903 – March 24, 1988
Purdy Belvin McLeod	September 27, 1894 – March 17, 1980
Carl Webster McNair, Sr.	June 2, 1924 – February 5, 2006
Julius Constantine McTeer	July 20, 1919 – August 27, 1973
Edgar Paul McWhirter	June 22, 1914 – February 29, 1992
James Adelbert Merchant	March 20, 1921 – April 27, 1991
George Don Meredith	March 27, 1924 – October 30, 1994
William Edgar Mewborn	May 7, 1924 – January 23, 1999
Leroy Middleton	January 2, 1948 – June 6, 2004
Irving Roscoe Miller	March 18, 1916 – July 26, 1989
James Thomas Miller, III	July 11, 1933 – January 6, 2001
William Prestley Milligan	December 13, 1912 – August 2, 2004
Pete Julian Millwood	May 13, 1930 – March 28, 2002
Dwight Hill Mims	February 25, 1935 – April 6, 2002
Harold Oscar Mims, Sr.	August 14, 1910 – April 15, 2004
Ralph Thomas Mirse	August 8, 1921 – November 26, 2001
James Guyburn Mishoe	May 22, 1942 – January 3, 2002
Daniel Hugh Montgomery	February 6, 1912 – September 14, 1997
Harvey McConnell Montgomery	July 27, 1913 – October 25, 1993
Clarence LeGrande Moody, Jr.	April 8, 1914 – November 16, 2001
Charles Lee Moore, Jr.	January 5, 1926 – October 22, 1991

Collie Leonard Moore	June 4, 1910 – May 7, 1990
Robert Winston Morgan	August 11, 1923 – July 22, 2004
William Robert Morris, Sr.	August 15, 1938 – February 16, 2011
Daniel Angus Morrison, Jr.	June 9, 1932 – February 11, 2006
Benjamin Moses	March 12, 1933 – March 3, 2001
Isaiah Moses	February 22, 1913 – April 19, 1995
Mark Lee Mullins	December 6, 1969 – September 21, 2005
John Vincent Murray, Jr.	February 4, 1917 – January 9, 1993
Otis Jerome Nelson, Sr.	March 23, 1917 – January 31, 2003
William Lawrence Joseph Nelson	August 28, 1912 – September 9, 2001
William Rutledge Nelson	December 12, 1912 – November 8, 1980
Charles Burns Nesbitt	May 7, 1932 – March 19, 1999
Charles Franklin Nesbitt	May 13, 1897 – December 22, 1976
S. D. Newell	February 17, 1896 – June 3, 1978
Isaiah DeQuincey Newman	April 17, 1911 – October 21, 1985
Louise Vermelle Williams Newman	February 15, 1933 – July 19, 1999
Omega Franklin Newman	November 8, 1930 – January 4, 1982
Woodfin Grady Newman	November 22, 1904 – November 21, 1982
Lorenzo Klegman Nimmons	January 14, 1944 – November 28, 1979
Clarence Clifford Norton	July 2, 1896 – November 12, 1981
John Fredrick Norwood	November 4, 1926 – December 7, 2007
John Rubben Norwood	November 19, 1898 – October 3, 1993
S. Ellsworth Nothstine	August 2, 1907 – August 5, 1999
Richard Edward Oliver	June 20, 1915 – April 30, 1982
Mitchell Lee Ormand	September 16, 1952 – October 20, 2000
Billy Gene Osborne	March 5, 1943 – September 17, 2009
Fred Colley Owen	May 11, 1889 – March 6, 1984
Garfield Owens, Sr.	June 12, 1903 – February 13, 1984
James Henry Owens	May 4, 1895 – April 6, 1987
Roy Leonard Owens	July 26, 1922 – December 17, 1993
Susan Alverson Owens	July 27, 1964 – April 20, 2001
Robert Clifton Page	March 14, 1920 – January 16, 1994
Bessie Bellamy Parker	May 12, 1912 – January 25, 1986
Carl LaFayette Parker	July 24, 1915 – January 28, 2004
Harris Hart Parker, Jr.	October 12, 1925 – January 27, 2010
Thomas Dwight Parrott	May 1, 1935 – September 29, 1988
Marion Johnston Patrick	July 10, 1918 – April 19, 1995
Mark Boyd Patrick	July 5, 1889 – April 16, 1973
Urban Randall Pattillo	April 30, 1910 – January 31, 1985
Henry Hall Paylor	No dates available
George Hill Pearce	July 28, 1889 – November 11, 1973
John Louis Pendarvis, Sr.	February 24, 1916 – June 27, 2003
Walter Sylvester Pettus	July 14, 1892 – August 30, 1988
Paul DeWitt Petty	August 14, 1924 – January 28, 2004
Henry Jackson Phillips	June 6, 1923 – September 8, 2001
Ross A. Pickett	August 17, 1921 – September 1, 1975

Benjamin Pinckney	October 8, 1930 – August 28, 2005
Charles Polk	September 5, 1917 – April 21, 2000
Norman Keith Polk, Sr.	July 10, 1901 – December 25, 1979
Christopher Lee Poole	October 21, 1940 – August 13, 2008
Llewellyn E. Pope, Jr.	September 5, 1893 – August 17, 1981
Soloman Theodore Roosevelt Porter	July 15, 1904 – November 26, 1995
William Henry Porter, Jr.	October 3, 1919 – May 21, 1987
Samuel Haywood Poston	April 22, 1931 – December 21, 2006
Clarence William Powell	August 16, 1919 – April 1, 1984
James Milton Prater	June 7, 1924 – July 21, 1987
Rutledge W. President	July 5, 1900 – October 25, 1989
Samuel Clarence President	June 6, 1906 – January 13, 1995
Clayton Zeno Price	May 10, 1928 – February 9, 2009
William Harold Price	April 18, 1940 – December 23, 2000
Roy Lee Pryor	September 2, 1918 – July 9, 2004
Charles Ray Purdue	January 5, 1924 – April 1, 1986
Dottie Alexander Purvis	October 19, 1901 – March 21, 1993
Moses P. Pyatt, Sr.	February 2, 1900 – March 16, 1980
Jerry E. Queen	January 9, 1936 – January 11, 1992
Norman Ransom	August 23, 1923 – March 7, 1998
John Marvin Rast	March 13, 1897 – February 4, 1993
David Whitehead Reese, Jr.	August 16, 1911 – January 20, 1990
Benjamin Franklin Reid	August 28, 1925 – October 23, 1986
Toy Fennell Reid	June 30, 1897 – July 14, 1987
William Charles Reid	April 6, 1933 – April 28, 1997
H. Robert Reynolds	October 13, 1921 – June 2, 2010
Carson Harris Richardson	January 29, 1937 – September 23, 1976
James Team Richardson	August 12, 1929 – August 13, 2004
Jessie Leland Rinehart	May 2, 1921 – May 23, 1973
Howard Timothy Risher	February 12, 1912 – January 10, 1993
Hezakiah Cotesworth Ritter	November 21, 1889 – March 9, 1978
Buford Hayes Robertson	August 6, 1929 – September 30, 2007
Mark Freeman Robinson	March 3, 1961 – September 18, 2002
Robert Hance Robinson, Sr.	February 28, 1930 – August 29, 2005
John Wood Robison	April 17, 1923 – September 18, 1994
Edward Hipps Rodgers	July 23, 1915 – June 26, 1995
Amos Nathaniel Rogers	June 6, 1931 – April 30, 2008
Edwin William Rogers	June 13, 1922 – February 15, 2007
Henry Levy Rogers, Jr.	October 24, 1922 – November 12, 1998
James Edwin Rogers, Sr.	January 29, 1915 – December 10, 1993
Theus Wesley Rogers	September 23, 1914 – September 29, 1998
William Fletcher Rogers, Jr.	March 12, 1912 – January 30, 2008
John Peter Roquemore	August 27, 1909 – September 18, 1992
William Thomas Rosemond	May 3, 1921 – December 7, 1988
Thomas Henry Ross	June 8, 1924 – September 12, 2006
Victor Miller Ross	July 23, 1909 – March 30, 1988

Bishop Claude Rouse	January 20, 1920 – February 19, 2003
Rufus Matthew Rowe	December 7, 1913 – August 10, 1995
Ervin Robert Rowell, Jr.	October 13, 1933 – September 24, 2001
Russell Webb Sammeth	April 18, 1896 – April 7, 1995
John Lewis Sandlin	October 3, 1908 – February 20, 1993
George Sterlyn Sawyer	June 6, 1894 – October 30, 1976
Paul Craig Scott	November 6, 1898 – March 4, 1983
Jacob Allen Session	August 10, 1909 – July 20, 1978
Henry Bradford Shaw, II	May 4, 1939 – August 29, 2004
Clarence Burton Sheffield	August 15, 1930 – September 10, 1997
Walter James Shelton	September 4, 1894 – April 28, 1973
James Herndon Shepherd	May 14, 1915 – January 9, 2010
Lewis Ramey Sherard	March 29, 1930 – September 4, 2007
Rutledge Dantzler Sheridan, Jr.	January 18, 1928 – July 2, 2002
John Monroe Shingler	October 7, 1901 – December 5, 1993
Claude Martin Shuler	September 30, 1926 – September 21, 1993
Thomas Carlisle Shuler	June 11, 1913 – January 30, 1976
Ralph Baxter Shumaker	August 28, 1903 – June 5, 1989
Brice Washington Shumpert	February 22, 1921 – August 11, 1985
Olyn Daniel Shytle	June 19, 1946 – July 15, 2010
Johnnie M. Singletary	August 29, 1909 – March 12, 1990
Peter Emanuel Singletary	July 4, 1918 – March 10, 1986
Woodrow W. Singletary	February 12, 1925 – January 1, 1991
Frank Smalls	September 22, 1907 – July 30, 1986
Isaac Samuel Smalls	June 18, 1894 – May 21, 1991
John Carlisle Smiley	July 28, 1911 – July 13, 1987
Adam Malachi Smith	October 17, 1887 – June 5, 1977
Clemson Mayo Smith	September 25, 1923 – October 7, 2003
Daniel Webster Smith	May 23, 1891 – July 28, 1975
Fleming Carlisle Smith	March 1, 1902 – March 20, 1994
Laurie White Smith	February 10, 1908 – June 30, 1989
Michael LaFonn Smith	February 22, 1941 – August 19, 2010
Paul Edward Smith, Sr.	December 22, 1921 – March 13, 1990
Rupert Phillips Smith	November 1, 1908 – October 26, 1974
Thornton Beckham Smith	September 14, 1908 – October 14, 1999
William Glenn Smith, Jr.	December 3, 1924 – May 24, 2006
William Harold Smith	March 4, 1918 – May 22, 1994
Walter Alvin Smith, Sr.	April 16, 1909 – December 19, 1994
James Russell Smoak	September 21, 1944 – September 1, 2006
Walter Jesse Smoak	February 9, 1915 – June 19, 2003
Joseph Huey Sowell	May 6, 1925 – October 17, 2005
Johnnie Elijah Spears	June 9, 1921 – June 17, 1977
Herbert Lee Spell	March 6, 1909 – December 18, 2003
Charles Elbert Sperry	April 10, 1930 – January 20, 2011
David Burris Spivey	October 4, 1933 – October 26, 2000
Henry Alvin Spradley	July 21, 1918 – November 22, 1993

James Franklin Squires	June 5, 1942 – July 19, 1998
Joe Melton Stabler	October 19, 1933 – January 5, 1997
William Charles Stackhouse	August 2, 1918 – October 9, 1999
Isaac Norman Stewart	November 22, 1921 – February 16, 1976
Hoke Zeneymon Stokes, Jr.	July 2, 1929 – April 2, 1979
Peter Stokes	January 23, 1901 – February 5, 1974
William McKinley Stokes	October 16, 1916 – July 24, 1983
Joseph Buck Stretch	September 2, 1911 – September 8, 1993
James Gideon Stroud	March 4, 1913 – December 25, 1977
Eric Danner Stroman	March 3, 1922 – June 3, 2004
Henry Shedron Suggs	August 11, 1930 – April 15, 1994
James Garness Sullivan	August 10, 1921 – May 10, 2005
James Luther Summers, Sr.	May 18, 1918 – November 9, 1982
Alfred Pelzer Sumter	July 9, 1893 – October 15, 1990
Howard Durant Sweat	February 12, 1925 – June 23, 2010
Lewis Augustus Sweat	June 17, 1921 – August 11, 1991
Darwin Ariail Tallon	July 27, 1916 – July 18, 1979
Eben Taylor	January 23, 1925 – October 23, 2008
Edward Nunnery Taylor	November 22, 1963 – June 17, 2010
James William Taylor	March 4, 1892 – July 22, 1990
Voight Otway Taylor	June 19, 1909 – October 24, 1984
Zoel Garland Taylor	November 15, 1915 – December 2, 2006
Theodore Brandon Thomas	March 28, 1889 – July 20, 1980
Charles Crawford Thompson	November 9, 1905 – December 19, 1980
Henry Mann Thomson, Jr.	September 8, 1927 – April 8, 1987
Jesse Wise Tomlinson	July 10, 1906 – October 23, 1985
James Fletcher Trammell	October 8, 1906 – May 22, 1996
Robert Marvin Tucker	February 9, 1887 – December 1, 1976
Clarence Eugene Turner	October 17, 1926 – April 21, 1992
Perry Watson Turner, Jr.	July 17, 1922 – December 13, 1985
Robert Patrick Turner	June 30, 1890 – July 25, 1979
Josie Lee Tyler	May 20, 1920 – February 9, 2000
Royce Burnan Tyler	December 9, 1920 – December 30, 1999
Joseph Elmo Tysinger	January 30, 1928 – July 20, 2008
Joseph Elmo Tysinger, Jr.	February 5, 1948 – February 21, 1979
James Epting Varnadore	October 23, 1915 – July 16, 1990
Robert David Vehorn	August 4, 1942 – July 15, 2005
Thurman Horace Vickery	August 21, 1918 – January 19, 1997
John Edward Voorhees	October 23, 1922 – February 9, 1986
Charles Bret Waller	August 20, 1966 – January 8, 2011
Woodrow Ward	November 21, 1896 – May 17, 1982
James Malachi Waring	– April 28, 1973
James A. Washington	December 27, 1905 – October 29, 1984
Paul Allen Washington	February 2, 1910 – February 26, 1979
Wilbert Tyndall Waters	December 14, 1910 – August 20, 1995
James Watson	No dates available

Jack Daniel Watts	November 3, 1923 – July 2, 1990
Robert Daniel Way, Jr.	November 30, 1932 – October 25, 2004
Benjamin Franklin Webb	May 29, 1939 – February 12, 2007
Billy Julian Weisner	November 12, 1940 – December 30, 2008
Billy Amon Wells	May 10, 1929 – April 16, 1994
Robert Newton Wells	July 8, 1915 – November 3, 2004
Anthony Whay	March 12, 1955 – August 20, 2009
Lemuel Edgar Wiggins, Sr.	February 26, 1879 – September 11, 1972
Edward Moses Wiley	February 22, 1916 – July 8, 1982
Thomas Byars Wilkes	September 23, 1907 – November 30, 1976
Bill Bragg Williams	May 5, 1930 – March 7, 2011
Clarence Daniel Williams	December 9, 1925 – September 21, 2010
Edgar Warren Williams	April 10, 1915 – October 2, 1994
John David Williams	July 4, 1924 – February 12, 2008
Wilton Duff Williams	January 15, 1896 – September 18, 1988
Jennings Francis Williamson	December 13, 1923 – September 6, 1996
Alva Levan Wilson	November 21, 1922 – December 22, 2000
George Boozer Wilson	November 7, 1923 – November 18, 1997
Joseph Alva Wilson, Sr.	May 25, 1918 – March 2, 2004
Larry Franklin Wilson	July 18, 1939 – December 17, 1981
John Henry Wofford	October 6, 1921 – July 26, 1979
Cellis Leecester Woodard	February 8, 1910 – March 19, 1982
Harry Eugene Wright	October 2, 1926 – January 16, 2005
Willie George Wright	August 21, 1922 – March 5, 1999
John Madison Younginer, Sr.	August 3, 1905 – December 22, 1972
John Elmore Zoller	November 4, 1919 – May 12, 1989

SECTION IX

2011 STANDING RULES AND RESOLUTIONS

THE SOUTH CAROLINA ANNUAL CONFERENCE
THE UNITED METHODIST CHURCH

Structure of the Annual Conference

The following is a listing of all councils, boards, commissions, committees and boards of trust of the South Carolina Annual Conference together with the paragraph references to the 2008 *Book of Discipline* (BOD) and the Standing Rules (SR) of the South Carolina Annual Conference as amended and revised and in accordance with Paragraph 604.1 of the *Book of Discipline.*

	Reference	
COUNCILS		
Council on Connectional Ministries		SR 48
Finance and Administration	Para. 611-619	SR 61
Youth Ministry	Para. 649	SR 48
BOARDS		
Church & Society	Para. 629	SR 48
Education	Para. 630.2	SR 48
Evangelism	Para. 630.3	SR 48
Global Ministries	Para. 633	SR 48
Health & Welfare Ministries	Para. 633.4b(27-37)	SR 48
Higher Ed. & Campus Ministries	Para. 634	SR 48
Laity	Para. 631	SR 48
Ordained Ministry	Para. 635	SR 49
Pension and Health Benefits	Para. 639	SR 50
COMMISSIONS		
Archives and History	Para. 641	SR 62
Communications	Para. 646	SR 48
Christian Unity & Interreligious Concerns	Para. 642	SR 48
Equitable Compensation	Para. 625	SR 67
Religion and Race	Para. 643	SR 48
Status and Role of Women	Para. 644	SR 48
Worship	Para. 630.4	SR 48
COMMITTEES		
Administrative Review	Para. 636	
Annual Conference	Para. 605.2	SR 64
Conference Journal	Para. 606.3	SR 65
Conference Staff Relations		SR 74
Congregational Development		SR 66
Disaster Relief		SR 48
Episcopacy	Para. 637	SR 73
Episcopal Residence	Para. 638	
Ethnic Local Church Concerns	Para. 632	SR 48
Joint Committee on Incapacity	Para. 652	SR 67
Ministry Advisory Team		SR 46
Native American Ministry	Para. 654	SR 48
Nominations		SR 68
Pastoral Care and Counseling		SR 69
Petitions to General Conference	Para. 507	SR 70
Resolutions and Appeals		SR 71
Standing Rules		SR 72
BOARDS OF TRUST		
Annual Conference	Para. 2512	
Aldersgate Special Needs Ministry		SR 56
Belin Property		SR 52
Claflin University		SR 53
Columbia College		SR 54
Epworth Children's Home		SR 55
S.C. United Methodist Advocate		SR 57
S.C. U.M. Camps and Retreat Ministries		SR 51
Spartanburg Methodist College		SR 59
The Methodist Oaks		SR 55
United Methodist Center		SR 58

United Methodist Manor of the Pee Dee SR 55
United Methodist Relief Center SR 60
Wesley Commons SR 55
Wofford College SR 54

I. Annual Conference Rules of Order & Parliamentary Procedure 1-28
II. Annual Conference Rules of Organization 29-74
III. District Rules & Organization 75-82
IV. Miscellaneous Rules 83-91

I. ANNUAL CONFERENCE RULES OF ORDER AND PARLIAMENTARY PROCEDURE

1. The procedure of the Annual Conference shall be governed by the following in the order listed: The *Book of Discipline* of the United Methodist Church, The Standing Rules of the Annual Conference, The Rules of Order of the preceding General Conference and the current edition of *Robert's Rules of Order, Newly Revised.* For the purpose of transacting business, the quorum shall be those present and eligible to vote.
2. The official roll call of the Annual Conference shall be the roll signed by the clerical and lay members present. The record of attendance shall be made from this roll.
3. Lay members of boards, councils, commissions and committees; lay members of the Conference Staff; and lay persons who are heads of Conference institutions supported by the Conference, who are not members of the Annual Conference, shall have the privilege of the floor without vote.
4. In order to secure the floor a member desiring to speak to the Conference shall stand at his or her seat, if able, with one arm raised, but shall not move to a microphone until recognized by the chair. At the microphone the member shall first state his or her name and the charge or appointment represented.
5. No member who has the floor may be interrupted except for a point of order, a misrepresentation, a parliamentary inquiry, a point of information, or to call attention that the time has arrived for a special order.
6. A member of the Conference may not speak more than once on a question before the Conference until every member who wishes to speak has spoken, subject to rules limiting debate. A member shall not speak for more than three (3) minutes at any time, except by permission of the Conference.
7. When the report of a board, council, commission, or committee is under consideration, the chair shall ascertain, when recognizing a member of the Conference, to which side the member desires to speak: the chair shall not give the floor to any member to speak on the same side of the pending question as the speaker immediately preceding if any member desires to speak to the other side. Except for undebatable motions, but not including the undebatable motion calling for the previous question, no report shall be acted upon or question relating to the same decided without opportunity having been given for at least two speeches for and two speeches against the said proposal. After three speeches for and three against, the question shall be put automatically. However, the chairperson or designated member presenting the report shall be entitled to speak before the vote is taken. This right shall prevail in like manner to a limit of three minutes when a vote is about to be taken on a motion to amend, to substitute, to postpone, to refer, to lay on the table, or any other motion whose adoption is pertinent to the report under consideration.
8. A copy of any motion made on the Conference floor shall be sent to the secretary's desk as soon as the person making the motion returns to his or her seat.
9. The report of a board, council, commission or committee duly presented to the Conference for its action shall be deemed properly before the Conference without the necessity of a motion to adopt and a second thereto.
10. A member rising to a point of order shall state the point as briefly and concisely as possible citing the rule or disciplinary provision invoked in the point of order. A point of order shall be decided by the chair without debate unless the chair submits the question to the body for advice or decision. When the chair rules on a point, debate is closed; but the decision may be appealed to a vote of the body.
11. When a motion is made and seconded and stated by the chair, or a resolution is introduced and seconded, or an agency report is made or is published in the Pre-Conference report(s), it shall be deemed in possession of the Conference and may not be altered except by action of the Conference.
12. The main question may be opened to debate under the following motions: to adopt, to commit, to substitute, to postpone, and to reconsider.
13. If any one or more of the following motions shall be made when one or more other motions are pending, the order of their precedence in relation to one another shall be the same as the order of their listing below:
    1. To fix the time to which the Conference shall adjourn. (This motion is subject to amendment, or it may be laid on the table.)
    2. To adjourn.
    3. To take a recess.
    4. To raise a question of privilege.
    5. To call for the orders of the day.
    6. To lay on the table.
    7. To order the previous question.

8. To limit or extend the limits of debate.
9. To postpone to a given time.
10. To refer.
11. To amend or substitute (one amendment being allowed to an amendment.)

14. Motions that are to be acted upon without debate:
    1. To adjourn, when unqualified, except to adjourn the Conference finally.
    2. To suspend a rule or rules or any provision of the Standing Rules.
    3. To lay on the table.
    4. To take from the table.
    5. To call for the previous question.
    6. To reconsider a non-debatable motion.
    7. To limit or extend the limits of debate.
    8. To call for the orders of the day.

15. When a member moves the previous question, it shall be regarded as applying only to the immediate pending question. This motion shall be taken without debate, and a two-thirds vote of those present and voting shall be required for its adoption. If adopted, the vote shall be taken on the motion to which it applies without further debate.

16. After discussing a pending question and before relinquishing the floor, a member may make a motion, but not one whose adoption would limit or stop debate.

17. A motion to reconsider an action of the Conference shall be in order at any time if offered by a member who voted with the prevailing side. If the motion proposed for reconsideration is non-debatable, the motion to reconsider may not be debated.

Regular Calendar and Consent Calendar

18. The report of the Committee on Standing Rules shall be made as a part of the organization of the Conference and as often during the session as necessary.
    a. All proposed changes in the Standing Rules shall be submitted in writing for referral to the Committee on Standing Rules and then reported out with recommendations after twelve (12) hours.
    b. It shall require a two-thirds (2/3) majority vote to suspend the rules.
    c. When the rules are to be suspended, only that specific portion of the rules under consideration shall be suspended.
    d. The Annual Conference by a majority vote can amend or alter the Standing Rules with or without the concurrence of the Committee on Standing Rules, provided that any change or alteration not originating in the committee on Standing Rules may be voted on after the lapse of twelve (12) hours from the time of its submission to the Conference.

19. It shall be an Order of the Day on the first full day of Annual Conference that the floor shall be opened for additional nominations to all boards, councils, commissions and committees to which the Committee on Nominations and parent boards are prepared to make nominations.

20. It shall be an Order of the Day on the third full day of Annual Conference to have the election of boards, councils, commissions, and committees. If additional nominations have been made per rule 19, and if requested by the Annual Conference, ballots shall be prepared by the Conference Secretary for use in the election.

21. The report of the Council on Finance and Administration shall be placed on the Conference Program for information on the first full day of the Conference and for action on the last day of the Conference. When a motion for an increase in Conference Benevolences arises from anyone other than the Council on Finance and Administration and is approved by the Annual Conference, that motion shall be held a minimum of twelve (12) hours and shall require an affirmative vote at a second reading for final approval. If such a motion arises from the Conference floor on the last day of Annual Conference, a two-thirds (2/3) majority vote shall be required for approval.

22. There shall be a Consent Calendar for the session of the Annual Conference composed of items to be "moved to the record without reading" and such other items which do not necessarily require deliberation by the Conference in open session. The Executive Committee of the Committee on Annual Conference shall determine items to be placed on the Consent Calendar and shall distribute a list of those items in the pre-conference materials. Items placed on the Consent Calendar shall be limited to items requiring no more than a simple majority vote for adoption. Prior to the adoption of the Consent Calendar by the session, any fifteen members of the Conference may request that an item be removed from the Consent Calendar, and it shall be removed and considered at an appropriate time as determined by the President and the Secretary. The Consent Calendar shall be adopted by a majority vote of the session.

Voting Procedure

23. At any session of the Annual Conference there shall be a Board of Tellers which shall conduct elections as the Annual Conference may direct. The Board of Tellers shall be nominated and organized by the Conference Secretary and elected by the Annual Conference. It is recommended that this include at least one (1) minister and at least one (1) lay person from each district.

24. Voting shall be by voice or by show of hands or otherwise as ordered by the chair of the Conference. A standing or written count vote may be ordered on call of any member supported by one third of the members present and voting.

25. The Conference shall fix the voting area, also known as the bar of the Conference, at the opening business session and voting on all Conference matters must take place within the prescribed area. The voting area of the Conference shall be distin-

guished from other areas of the meeting site. Voting shall be by official badge only. When a vote is taken on any question, only those members within the voting bar of the Conference shall be entitled to vote. No member may enter the voting bar after the question is put.

26. Chairs of Annual Conference program boards, councils, commissions and committees and their subcommittees may authorize mail ballots on administrative matters arising between regular meetings of these bodies.

27. Election of Lay Delegates to General and Jurisdictional Conferences System of Nomination: The following system of nomination and selection shall be followed in the election of lay delegates to the General and Jurisdictional Conferences:
    a. District Nominations
        1. Each local Church may submit nominations to the district superintendent. The district superintendent and the District Board of the Laity will be responsible for requesting a list of nominees from each local church. These nominees shall be selected by the Church Council, certified by the Council chairperson and pastor. Only nominations from local churches, prepared on proper forms and received on scheduled time (on or before January 10th), shall be considered for election. Elections shall be conducted at a meeting, called by the District Superintendent between January 11 and January 30, of all district lay members of the succeeding Annual Conference.
        2. A training session shall be held in each district no later than January 30 of the year in which delegates are elected to General and Jurisdictional Conferences. The purpose of this session is to prepare lay members of the Annual Conference elected from the charges of each district for this highly important quadrennial process of the United Methodist Church. The training session, which would precede the district nominations for the pool of possible delegates, would include the following:
            1. The important role of Annual Conference lay members
            2. Connectionalism / Representative system.
            3. Functions of General Conference and Jurisdictional Conference.
            4. Commitment and involvement of delegates to General and Jurisdictional Conferences.
            5. Process for selection of Bishops.
        3. This training session shall be planned by the District Superintendent, the District Lay Leader, and a committee of no less than five (5) persons; and include all persons in the district who have served as delegates to General and Jurisdictional Conferences.
    b. Conference Procedure
        1. A maximum of 120 names selected by the Districts shall be listed and presented to the Conference United Methodist Women, United Methodist Men, the Conference Board of the Laity, and the Conference Council on Youth Ministry. Each of these may select up to five (5) additional names.
        2. The biographical format shall be consistent for all nominees and shall be submitted on a form prepared by the Board of Laity. It shall be submitted to the Conference Secretary by the District Superintendent no later than March 1st. It shall include prior years elected to General Conference and Jurisdictional Conference; sex; race; age level and a summary of qualifications up to fifty (50) words in length submitted by the nominee. If a biographical sketch does not adhere to specifications of this resolution, the name and sketch shall be omitted from publication in the Pre-Conference Journal.
        3. Provision shall be made for write-in ballots. The Conference Secretary in preparing the balloting for General and Jurisdictional Conference delegates is authorized to utilize computerization for both lay and clerical ballots.

28. The following system of nomination and selection shall be followed in the election of clergy delegates to the General and Jurisdictional Conferences:
    a. The Conference Secretary shall inform all eligible clergy members of their eligibility (pursuant to the provisions of The Book of Discipline) by November 1 of the year preceding the election of delegates. Clergy delegates to the General and Jurisdictional Conferences shall be elected from the ordained ministerial members in full connection, (2008 *Book of Discipline* ¶35) except for clergy on Involuntary Leave of Absence (¶355).
    b. All eligible clergy members shall be listed on the ballot prepared by the Secretary of the Annual Conference, except clergy members that request in writing that their name be omitted from the ballot. Clergy members requesting omission from the ballot do not lose eligibility for election. Clergy receiving twelve or more write-in votes on any ballot shall be assigned a number and added to the ballot.
    c. All clergy who allow their names to be printed on the ballot have expressed their willingness to be a nominee, to attend and participate in the conferences if elected, and to attend meetings of the delegation.

II. ANNUAL CONFERENCE RULES OF ORGANIZATION

29. The Boards, Councils, Commissions, and Committees of the Annual Conference shall submit their reports and any recommendations requiring Conference consideration to the Conference Secretary no later than March 1st of each year for printing in the preconference materials. Reports and recommendations shall be submitted in a format acceptable to the Conference Secretary. The Board of Ordained Ministry, the Board of Pension and Health Benefits, the Committee on Nominations, the Committee on Standing Rules, and the Council on Finance and Administration shall be excluded from the March 1st deadline but are requested to submit their reports and recommendations as soon as possible in consultation with the Conference Secretary.

30. The following positions shall be elected quadrennially by the Annual Conference preceding the beginning of the quadrennium:
    a. The chancellor, upon nomination by the Bishop.
    b. The parliamentarian, upon nomination by the Bishop.
    c. The secretary, upon nomination by the Bishop and the Cabinet, or upon nomination from the floor.
    d. Assistant secretaries as required, upon nomination by the Secretary of the Annual Conference.

e. The Conference recorder, who shall be employed by the Conference Secretary.
f. The treasurer-statistician, who shall be elected on nomination of the Council on Finance and Administration.
g. The Conference Lay Leader, the Associate Conference Lay Leader, and the Secretary of the Conference Board of Laity shall be elected by the Annual Conference on nomination by a nominating committee composed of the representative on the Conference Board of Laity from the Conference United Methodist Men, the Conference United Methodist Women, and the Conference Council on Youth Ministry; three (3) District Lay Leaders to be elected to this nominating committee by the Board of Laity; and three (3) at-large members elected by the Board of Laity, to insure inclusiveness. This nominating committee shall make its report to Annual Conference as Report No. 2 of the report of the Board of Laity without endorsement by the Board of Laity. The Conference Lay Leader, the Associate Conference Lay Leader, and the Secretary of the Conference Board of Laity shall be elected each quadrennium and the tenure shall not exceed eight consecutive years. The Associate Conference Lay Leader and the Secretary of the Conference Board of Laity shall have voice without vote in the annual conference, if not otherwise a member of the annual conference.

31. Compensation for the officers of the Annual Conference shall be determined by the Council on Finance and Administration subject to the approval of the Annual Conference. The Conference Treasurer shall pay those persons from the appropriate fund(s).

32. The number of additional lay members required to equalize lay and clergy representation in the Annual Conference shall be implemented on the basis of the membership reported to the last Annual Conference as follows:

Charge Membership	Number of Lay Members
452 - 711	one additional Lay Member
712 - 1,067	two additional Lay Members
1,068 - 1,423	three additional Lay Members
1,424 - 1,779	four additional Lay Members
1,780 - 2,135	five additional Lay Members
2,136 - 2,491	six additional Lay Members
2,492 - 2,847	seven additional Lay Members
2,848 and up	eight additional Lay Members

The Secretary of the Annual Conference shall be authorized to adjust this base up or down so as to provide the needed number of additional lay members. The Secretary shall notify the pastors of each charge qualifying for additional lay members by August 15th of each year. Local charges shall be responsible for the expenses of such members.

33. The Conference Treasurer shall be the custodian of all funds collected unless otherwise specifically designated. He/she shall be custodian of the funds held by the Annual Conference Trustees. (The Trustees shall administer these funds.) He/she shall be the custodian of the Board of Pension and Health Benefits funds. (The Board of Pension and Health Benefits shall administer these funds.) He/she shall be custodian of all district funds. These and all funds allocated to the various boards, councils, commissions and committees by the Council on Finance and Administration shall be credited by the Conference Treasurer in separate accounts to the boards, councils, commissions and committees. Disbursement of funds to Conference agencies shall be made by the Conference Treasurer upon order by voucher drawn by the secretary or other signer designated by the board, council, commission or committee requesting funds. Vouchers must be accompanied by adequate supporting data (receipts, bill, contemporaneous travel log, et.). The expenses of ex-officio members on Conference boards and agencies shall be charged to the boards, councils, commissions or committees on which they serve as ex-officio members, except district superintendents, whose expenses will be reimbursed by the district.

34. Membership resulting from election by the Annual Conference on all boards, councils, commissions and committees which are considered quadrennial shall be for a quadrennium, and shall not exceed two quadrennia. Vacancies shall be elected to complete the quadrennium. In accordance with *The Book of Discipline,* members of the Board of Ordained Ministry may serve a maximum of three (3) consecutive four year terms. After this period of service that member shall be ineligible for re-election to that same agency until a lapse of two (2) years.

35. Membership resulting from election by the Annual Conference shall be limited to one quadrennial agency and one non-quadrennial agency, except ex-officio members as provided. The Committee on Investigation and the Committee on Petitions to the General Conference shall be considered neither quadrennial nor non-quadrennial.

36. All Annual Conference boards, councils, commissions and committees are considered quadrennial except the following: The Board of Camps and Retreat Ministries; The Board of Pension and Health Benefits; boards of trust for, *The South Carolina United Methodist Advocate*; Belin Property; Claflin University; Columbia College; Aldersgate Special Needs Ministry, Epworth Children's Home; Wesley Commons; The Methodist Oaks; The United Methodist Manor of the Pee Dee; Spartanburg Methodist College; Trustees of the Annual Conference; Wofford College; and The United Methodist Center.
Within sixty days of the adjournment of Annual Conference, the Conference Secretary shall notify the non-quadrennial boards, councils, commissions, and committees of the names and addresses of those elected.
The term of office for persons elected to all non-quadrennial boards, councils, commissions, and committees shall begin with the first meeting of that body after Annual Conference unless otherwise specified by the Discipline or by written policies of that board, council, commission, or committee.

37. The Chairperson of the Conference Committee on Nominations shall notify the Annual Conference Secretary and the Director of the Conference Council on Ministries within ten days following Annual Conference of the names, addresses, local churches, and districts of those elected. Within ten days of notification, the Director of the Conference Council on Ministries will notify the elected individuals of their election. The secretaries of the board, commission, committee or agency will also be notified of those elected by the Director of Connectional Ministries, except at the beginning of a quadrennium.

a. The term of office of all quadrennial boards, councils, commissions and committees shall begin with the organization of that board, council, commission or committee and continue until their successors are elected and organized. Board, council, commission and committee members may continue to serve on program implementing task groups through the program year in which their term of office ends.
b. At the beginning of a quadrennium all quadrennial boards, councils, commissions and committees shall be convened within sixty (60) days upon the close of the Annual Conference session for organization of the boards, councils, commissions and committees, excepting the Conference Nominating Committee. The out-going chairpersons, except where the Annual Conference has elected a chairperson, shall convene and preside over the organizational meeting. Thirty (30) days prior to the organizational meetings, the outgoing chairpersons, or the newly elected chairpersons, shall send the following to the members:
   1. Notice of meeting date and place.
   2. Copies of General and Annual Conference mandates for the boards, councils, commissions and committees.
   3. Outline of present organizational structures of the boards, councils, commissions and committees.
   4. Roster of present and newly elected members showing names, addresses, telephone numbers.

38. Members of general church agencies, who serve as ex-officio members of the related Conference agencies, shall be ineligible to hold office.

39. Members of the Annual Conference Council on Connectional Ministries staff, when appointed as representatives to various Conference agencies, shall be ex-officio members without vote.

40. Ex-officio members (excluding Conference staff) of all Conference boards, councils, commissions and committees shall have vote (unless prohibited by the *Discipline* or the Standing Rules), but shall be ineligible to hold office.

41. No trustee, member of the faculty, manager of any interest, or staff person shall at the same time be a member of the parent or supervising board, council, commission or committee, unless otherwise required by the *Discipline* or the Standing Rules.

42. Parent boards may not nominate their own members to any board of trust until said member has been off that parent board for at least one (1) year.

43. Every corporation related to the Conference shall provide and maintain on file with the Conference Chancellor its current bylaws and articles of incorporation. Notification of proposed amendments to the bylaws and articles of incorporation shall be filed with the Conference Chancellor no less than thirty (30) days prior to adoption.

44. Any member of a quadrennial board, council, commission or committee who is absent from two (2) consecutive meetings of the same, without rendering an acceptable excuse to the chairperson, shall forfeit membership on such board, council, commission or committee and the chairperson shall notify the person of this action. The chairperson shall notify the Committee on Nominations of such forfeiture. The Committee on Nominations shall nominate for election replacements at the next session of the Annual Conference.

45. When a minister is appointed as District Superintendent, membership on any quadrennial board, council, commission or committee shall automatically cease: provided, that this shall not apply to ex-officio membership on any board, council, commission or committee as required by the *Discipline* or the Standing Rules.

46. There shall be an Annual Conference Ministry Advisory Team to facilitate conversation and interaction between Program Services, Administrative Services and Clergy Services. The membership shall consist of: The Resident Bishop, as convener; the Conference Lay Leader; the Conference Council on Connectional Ministries Chairperson; the Conference Director of Connectional Ministries; the Treasurer/Statistician; the President of the Council on Finance and Administration; the Chairperson of the Board of Ordained Ministry; the Coordinator of Clergy Services; the Cabinet President; and the Conference Benefits Officer.

Conference Boards

47. In making nominations for Boards of Trustees, it is recommended that parent boards or agencies (CCOCM, BHECM, EDUCATION, BHW, GLOBAL MINISTRIES) within the framework of the institution's charter (if applicable) maintain at least 25% ethnic minority representation; and when vacancies are filled, at least 25% ethnic minority representation be maintained in the total number of members. It is further recommended that until this representation is achieved, if from one to four members are to be elected, at least one be an ethnic minority person; if five to eight members are to be elected, at least two be ethnic minority persons. Nominations from the floor of the session shall comply with the recommended representation. Further, in presenting nominations for Boards of Trustees, parent boards or agencies shall identify any nominee who is a member of The United Methodist Church.

48. TRANSITION PLAN FOR THE SOUTH CAROLINA CONFERENCE CONFERENCE COUNCIL, BOARDS, COMMISSIONS, COMMITTEES AND EQUIVALENT STRUCTURE

    INTRODUCTION

    I. THE ORGANIZATION, STRUCTURE AND PURPOSE OF PROGRAM-RELATED AGENCIES
    The organization with chairs and membership of program-related conference councils, boards, commissions, committees and equivalent structure shall coordinate functions under four Ministry Areas of Advocacy, Discipleship, Lay Leadership and Outreach. These conference agencies shall be constituted by the established annual conference procedures for nomination, election and inclusiveness (See The Book of Discipline 2008 Par. 610.5, Par. 605.3 and Program Structure Plan Sections II. A and III.B and 2011 Conference Standing Rules 34-80).

The structure, as mandated in The Book of Discipline 2008, is inclusive of specific ex-officio members for unique function and/or connectional link. (See Par. 610.5, Par 710.6 and Section IX The Annual Conference of The Book of Discipline 2008 on paragraphs for program-related conference agencies.)

The foregoing structure encompasses the process in paragraph 610 of The Book of Discipline 2008.

The primary purpose of this structure plan shall uphold the defined purpose of an annual conference as stated in Par. 601 of The Book of Discipline 2008, which is "...to make disciples of Jesus Christ for the transformation of the world by equipping its local churches for ministry and by providing a connection for ministry beyond the local church; all to the glory of God."

First, to these ends the following design establishes that there shall be organized in each district of the annual conference a District Connectional Ministries (DCM).

Secondly, there shall be a Conference Connectional Ministries (CCM) consistent with the disciplinary requirements in composition, election, membership terms, reporting methods, lines of accountability, ministry, mission, and structure under four Ministry Areas (See Judicial Decision 1147). This structure of the CCM shall provide for the membership, function, and connectional relationship of the local church, district, and conference with general agencies as prescribed in Par. 610 of The Book of Discipline 2008.

II. DISTRICT CONNECTIONAL MINISTRIES (DCM)

A. Functions & Connections of DCM

The DCM shall be composed of four Ministry Areas: Advocacy, Discipleship, Lay Leadership, and Outreach. The focus of the four Ministry Areas shall be to enhance the connectional relationship with equivalent local church officers through relevant programs and ministries designed for local church implementation and/or participation. In addition, the four Ministry Areas shall put into practice connections with CCM and relevant program-related/advocacy general agencies. In order to coordinate with CCM, the scheduled meetings to facilitate DCM work shall be set for January, March, May, September, November. The assigned District Congregational Specialist shall work with the DCM to establish agenda guidelines for planning, setting due dates and reporting to the CCM. With input from local churches through each DCM, the CCM meetings in February and October shall focus on planning, coordinating, implementing and evaluating for the mission and ministries of the connection. Each DCM shall report annually in writing to the CCM by November 30.

B. Membership and Organization of DCM

The DCM membership shall be at least twenty-four (24) persons composed of at least six members of each district ministry area. These persons shall be appointed for a quadrennial term by the district superintendent, the district lay leader and the district congregational specialist. At the time of appointment, it is recommended that Ministry Area members be one-half laity and one-half clergy. Each Ministry Area at their DCM quadrennial organization meeting in January may elect up to four (4) additional members to insure inclusiveness (See Par 610.5). Also, a District Communicator appointed by the District Superintendent, in consultation with the district lay leader and the assigned district congregational specialist, shall be an ex-officio member of DCM. The DCM shall coordinate the election process of DCM officers. No person may serve at the same time on more than one Ministry Area.

District Ministry Area members shall be elected for a quadrennial term. The term limit shall be two consecutive quadrennia, except to permit exceeding this limit for completing an interim vacancy term of less than twenty-four (24) months. After this period of service that member shall be ineligible for reelection to that same district agency until a lapse of two (2) years. Interim vacancies for DCM shall be appointed by the district superintendent in consultation with the district lay leader and the district congregational specialist. The District Superintendent (DS), District Lay Leader, and the assigned District Congregational Specialist shall be ex-officio members of the DCM.

C. Funding of DCM

The primary source of funding for the program and administrative budget of each DCM shall be provided from the respective district program budget and from CCM Program and Administrative Budgets as annually recommended to CCFA for adoption by the annual conference.

III. CONFERENCE CONNECTIONAL MINISTRIES (CCM)
(Previously Conference Council on Connectional Ministries)

A. Function & Connections

The CCM shall be composed of the program councils, boards, commissions, committees, and task forces under four Ministry Areas (Advocacy, Discipleship, Lay Leadership, and Outreach) with twenty-four (24) members in each Ministry Area. In addition, each Ministry Area at their quadrennial organization (See SR 37b) may elect up to six (6) additional members to insure inclusiveness. No person may serve at the same time on more than one Ministry Area. The CCM shall encompass the functions and connectional relationships of disciplinary program-related agencies of the annual conference. (See conference agency functions in the Discipline paragraphs 629, 630, 631, 632, 634, 642, 643, 644, 645, 646, 647, 648, 649, 650, 651, 654, and 655 of The Book of Discipline 2008) The chair and members of program councils, boards, commissions, committees, and task forces designated under each Ministry Area shall have oversight for representing the functions of their respective conference agency in the CCM. The chair of each agency shall designate one of its members to function as Coordinator of Witness (See function in Par. 610).

The CCM is connected directly with program-related/advocacy general agencies. Also, CCM is linked with general agencies by the annual conference members (with vote) who serve on that corresponding program-related conference agency. (See Par. 710.6) (See SR 38 & 39) Accountability of the CCM with the Annual Conference shall be through the annual CCM reports and implementation of conference adopted CCM programs and ministries utilizing

the connectional relationship with DCM and local churches for implementation along with general agencies. The CCM Chair and the Chairs of four Ministry Areas shall submit their annual reports and any recommendations requiring Conference consideration to the Conference Secretary no later than March 1 of each year for printing in the pre-conference materials. Reports and recommendations shall be submitted in a format acceptable to the Conference Secretary. CCM may recommend additional committees to the annual conference for the work and approval of the prescribed membership, powers, and duties (See Par. 610.2).

Scheduled meetings to facilitate CCM work shall be set for February and October. The CCM Director and Chair of CCM shall establish the CCM agenda for planning, coordinating (including agency functions), implementing and evaluating for the mission and ministries of the connection within and beyond the annual conference.

B. Membership and Organization of CCM

Each CCM Ministry Area of Advocacy, Discipleship, Lay Leadership, and Outreach shall organize their twenty-four (24) members from two nominees for each Ministry Area by each DCM following their election by the annual conference session at the beginning of the quadrennium. At the time of election, it is recommended that Ministry Area members be one-half laity and one-half clergy. At the beginning of a quadrennium all quadrennial CCM agencies shall be convened within sixty (60) days upon the close of the Annual Conference session for organization. (See SR 37b) In addition, it is recommended that each Ministry Area at their quadrennial organization may elect up to six (6) additional members to insure inclusiveness (See Par 610.5). Also, annual conference members serving on general agencies (ex-officio with vote) are included on their corresponding conference agencies.(See 710.6 of The Book of Discipline 2008) Other ex-officio representatives in the connection shall be assigned by the CCM Chair to serve on the appropriate conference agency.

By February 1 prior to the beginning of each quadrennium, each DS shall submit the list of nominees for CCM Ministry Areas to be elected by the annual conference to the Director of Conference Connectional Ministries for inclusion in the report of the Conference Committee on Nominations. The Director of CCM shall provide each District office with nominee forms, which shall include biographical data, local church experience, etc. and shall include the nominee's signature indicating willingness to serve. (See SR 34)

Conference Ministry Area members shall be elected for a quadrennial term. The term limit shall be two consecutive quadrennia, except to permit exceeding this limit for completing an interim vacancy term of less than twenty-four (24) months. After this period of service that member shall be ineligible for re-election to that same CCM agency until a lapse of two (2) years. Interim vacancies shall be appointed to the CCM by the respective district superintendent in consultation with the district lay leader and the district congregational specialist. Interim vacancies which exceed twenty-four (24) months of the quadrennium shall be considered as a full quadrennial term of service (See SR 34).

IV. CCM OFFICERS

CCM Officers shall be chairperson, vice chairperson and secretary. These officers shall be elected from the CCM members upon nomination by a CCM Nominating Committee. The CCM Nominating Committee shall be appointed at the end of the quadrennium by the outgoing CCM chairperson. The resulting CCM member vacancy created by the election of a new chairperson of CCM shall be filled as prescribed by the annual conference in Structure Plan Section III.B.

A. Executive Committee for CCM

The Executive Committee shall be the CCM chairperson, CCM Vice-Chair, CCM Secretary and the four chairpersons of the Ministry Areas (Advocacy, Discipleship, Lay Leadership, Outreach) nominated by the appointed CCM Committee on Nomination and elected by the CCM at the quadrennial organizational meeting. The CCM Director shall be an ex-officio member without vote.

The executive committee may act on behalf of CCM to deal with program, missional needs, and emerging ministries to facilitate the work and functions represented in a Ministry Area of the CCM. Any executive committee actions shall be reported to the CCM at the next regularly scheduled meeting. Funding for such interim action by the Executive Committee shall be within the budgeted amounts recommended by Conference Council on Finance and Administration (CCFA) and adopted by the annual conference.

B. Funding for CCM

In accordance with The Book of Discipline 2008, the CCM annually submits the program and administrative budgets to the Conference Council on Finance and Administration (CCFA) for adoption by the annual conference. This adopted budget funds conference and district ministry programming and administration. This budget process provides a specific amount to each program council, board, commission, and committee in each Ministry Area which is recorded in line items of the CCFA Report submitted to annual conference for adoptions (See Par. 614.3 of The Book of Discipline 2008).

The CCM function in the budgeting process is prescribed in Par. 614.3a(2) which states: It is the responsibility of the conference council on ministries (CCM) to study the budget requests of the conference program agencies and to recommend to the conference council on finance and administration amounts to be allocated from the conference benevolences budget to each such agency, within the total established by the conference council on finance and administration. (See Judicial Decisions 521, 551)

By November 1 funding requests from each chair of the program council, board, commission or committee in the four Ministry Areas shall be submitted to CCM. Budget requests shall be based upon program and ministry designs finalized during the October CCM meeting. The Ministry Area Chairs present their budget requests to CCM at the February meeting. The CCM program and administrative budget requests are presented to CCFA at the March CCFA meeting.

FOUR MINISTRY AREAS

The Conference Advocacy Ministries Area shall be organized, funded as prescribed (See Par. 614.3), and function as mandated for the program-related conference agencies, which are described in The Book of Discipline 2008. The Advocacy Ministries shall be constituted to include, but not be limited to the following: Native American Ministry (See functions Par. 654), Christian Unity & Interreligious Concerns (CUIC) (See functions Par. 642), Church and Society (See functions Par. 629), Religion and Race (See functions Par. 643), Status and Role of Women (See functions Par. 644), Ethnic Local Church Concerns (ELCC) (See functions Par. 632), and emerging community ministries.

Each Advocacy Ministry Area shall identify and monitor implementation of the respective disciplinary functions for reporting to the CCM. Additional members for short term committees and task forces may be assigned by the CCM in the implementation of the Advocacy Ministries.

Members of Advocacy from each district shall be assigned to that Ministry Area along with mandated ex-officio members and other representatives. Each council, board, commission or committee in the Ministry Area shall elect a chairperson. This Ministry Area shall include:

a. Committee on Native American Ministries (Par. 654) (chair plus up to 4 members)
b. Commission on CUIC (Par. 642) (chair plus up to 4 members)
c. Board of Church and Society (Par. 629) (chair plus up to 4 members)
d. Commission on Religion and Race (Par. 643) (chair plus up to 4 members)
e. Commission on Status and Role of Women (Par. 644) (chair plus up to 4 members)
f. Committee on ELCC (Par. 632) (chair plus up to 4 members and recommended that additional persons may be added for ethnic inclusiveness)

Advocacy ex-officio members mandated by the Discipline and other representatives:

1. Conference Members to corresponding general agencies or its equivalent structure (Par. 710.6) (Church & Society, CUIC, Religion & Race, Status & Role of Women)
2. Cabinet Liaison may be appointed by the Bishop
3. United Methodist Women (UMW) - Coordinator for social action (Church & Society)
4. Designated Peace with Justice Coordinator (Church & Society)
5. UMW- (Status & Role of Women)
6. Chair of Short term task force as determined by the Ministry Area

The Conference Discipleship Ministries shall be organized, funded as prescribed (Par. 614.3), and function as mandated for the program-related conference agencies, which are described in The Book of Discipline 2008.

The Discipleship Ministries shall be constituted to include, but not be limited to the following: Youth Ministry (See functions Par. 649), Education (See functions Par. 630.2), Evangelism (See functions Par. 630.3), Higher Education and Campus Ministries (See functions Par. 634), Worship (See functions Par. 630.4), Board of Camps and Retreats (SR 52), Age Level Councils (Children and Older Adults) and emerging community ministries.

Each Discipleship Ministry Area shall identify and monitor implementation of the respective disciplinary functions for reporting to the CCM. Additional members for short term committees and task forces may be assigned by the CCM for the implementation of the Discipleship Ministries.

Members of Discipleship Ministries from each district shall be assigned to that Ministry Area along with mandated ex-officio members and other representatives. Each board, commission or committee in the Ministry Area shall elect a chairperson. This Ministry Area shall include:

a. Board of Education (Par. 630.2) (chairperson plus up to 3 members)
b. Board of Evangelism (Par. 630.3) (chairperson plus up to 3 members)
c. Board of Higher Education and Campus Ministries (Par. 634) (chairperson plus up to 3 members)
d. Commission on Worship (Par. 630.4) (chairperson plus up to 3 members)
e. Council on Youth (Par.649) (chairperson plus up to 3 members)
f. Age-Level on Children (Par 630.2) (chairperson plus up to 3 members)
g. Age-Level on Older Adult (Par 630.2) (chairperson plus up to 3 members)

Discipleship ex-officio members mandated by the Discipline and other representatives:

1. Conference Members to corresponding general agencies or their equivalent structures. (Par. 710.6)
(General Board of Higher Education & Ministry (GBHEM), General Board of Discipleship(GBOD)
2. Cabinet Liaison may be appointed by the Bishop
3. Board of Camps and Retreats representative (SR 52)
4. United Methodist Men (UMM) representative (Par. 648)
5. Chair of short term task force as determined by the Ministry Area

The Conference Lay Leadership Ministries is organized (Par. 631) and funded as prescribed (Par. 614.3), and functions as mandated for the program-related conference agencies, which are described in The Book of Discipline 2008. The Lay Leadership Ministries is constituted to include, but not be limited to the following: Lay Leadership (Par. 631), Lay Speakers (Par 631), Stewardship (Par. 631), Spiritual Formation (Par. 631).

Each Conference Lay Leadership Ministry Area shall identify and monitor implementation of the respective disciplinary functions for reporting to the CCM. Additional members for short term committees and task forces may be assigned by the CCM in the implementation of the Lay Leadership Ministries.

Members of Lay Leadership from each district shall be assigned to that Ministry Area along with mandated ex-officio members and other representatives. Each committee in the Ministry Area shall elect a chairperson. In accordance with The Book

of Discipline 2008, the Conference Lay Leader, elected by the annual conference, serves as the Chairperson of the Lay Leadership Ministry Area (See Par 607.3). This Ministry Area shall include:

a. Committee on Lay Leadership (Par. 631)
b. Committee on Lay Speakers (Par. 631)
c. Committee on Stewardship (Par. 631)
d. Committee on Spiritual Formation (Par. 631)

Lay Leadership ex-officio members mandated by the Discipline and other representatives with vote:

1. Associate Conference Lay Leader
2. Conference Members to corresponding general agencies or their equivalent structures (Par. 710.6)
3. Youth Ministry representative (Par. 631.3)
4. UMW President or designated representative (Par. 631.3)
5. UMM President or designated representative (Par. 631.3)
6. Cabinet Liaison may be appointed by the Bishop
7. Chair of short term task force as determined by the Ministry Area of Lay Leadership

The Conference Outreach Ministries shall be organized, funded as prescribed (Par. 614.3), and function as mandated for the program- related conference agencies, which are described in The Book of Discipline 2008.

The Outreach Ministries shall be constituted to include, but not be limited to the following: Health and Welfare (See functions Par. 633.4b), Outreach (See functions Par. 633), Global Ministries (See functions Par. 633), Disaster Relief (See functions Par. 633), Communications (See functions Par. 646), and emerging community ministries.

The Trustees of the Homes (Pee Dee Manor, The Oaks, and Wesley Commons), Epworth Children's Home and Aldersgate Special Needs shall relate to the Board of Health & Welfare.

The Belin Trust and Trustees of Spartanburg Methodist College (SMC) shall relate to the Conference Board of Global Ministries.

Each Outreach Ministry Area shall identify and monitor implementation of the respective disciplinary functions for reporting to the CCM. Additional members for short term committees and task forces may be assigned by the CCM in the implementation of the Outreach Ministries.

Members of Outreach from each district shall be assigned to that Ministry Area along with mandated ex-officio members and other representatives. Each board, commission or committee in the Ministry Area shall elect a chairperson. This Ministry Area shall include:

a. Board of Health &Welfare (Par. 633.4b) (chairperson plus up to 7 members)
b. Board of Global Ministries (Par. 633) (chairperson plus up to 7 members)
c. Committee on Disaster Relief (Par. 633) (chairperson plus up to 7 members)
d. Commission on Communications (Par. 646) (chairperson plus up to 7 members) (See SR 67)

Outreach ex-officio members mandated by The Discipline and other representatives:

1. Conference Members to corresponding general agencies or their equivalent structures (Par. 710.6)
2. Cabinet Liaison may be appointed by the Bishop
3. UMW- Mission Coordinator of Education & Interpretation
4. Chair of Short term task force as determined by the Ministry Area

For legal purposes it is hereby specified that upon adoption of this Transition Plan, the newly adopted CONFERENCE CONNECTIONAL MINISTRIES (CCM) is successor to South Carolina Conference Council on Connectional Ministries, and as such holds any and all rights and responsibilities. Further, all named boards, commissions, committees and task force coordinated under the four Ministry Areas, having been reduced in size of membership (See Par 610.3), continue to function in accordance with the prescribed mandates of the Book of Discipline and as authorized by the South Carolina Annual Conference.

APPENDICES A-E

APPENDIX A: Introductory Preface

DCM/CCM Structure

The DCM/CCM design will effectively equip local churches for ministry and strengthen the connections for ministry among local churches, districts, annual conference and general church agencies. The initial assigning of annual conference staff into the districts (District Congregational Specialists) has produced concrete results of building ministry programs around needs identified by local churches. The connection design is strengthened by having selected laity and clergy persons from the DCM make up the CCM along with representatives from general agencies and others to insure inclusive membership. By streamlining the organizational structure, the connectional response to the needs of the local churches will be timely and efficient. Also this structure will facilitate a more direct connection between general agencies and local churches.

APPENDIX B: Transition Time Line

September 21, 2010 Transition Team convened to clarify purpose, review initial proposals and organize their work.
October 2010 Subcommittee met several times to prepare working draft.
November 1, 2010 Transition Team met to review, discuss and make recommendations of revision in first draft of proposal.
November 29, 2010 Transition Team met to approve final Structure draft with Appendices A-D

December 2, 2010 Draft proposal posted to conference website for online comment and questions until January 15, 2011
February 7, 2011 Transition Teams met to review online input and consider changes to the structure document
March 5, 2011 Structure proposal presented to CCM for their input
March 8, 2011 Transition Team met to consider final changes and post document to conference website as "Transition Team Report to 2011 Annual Conference"
March 8-May 1, 2011 Structure document presented in district pre-conference training events
June 2011 Structure proposal presented to the annual conference for perfecting and adoption.
Motion following Annual Conference adoption of the New Structure: "Under Par. 2610.2(f) of The Book of Discipline 2008, the SC Annual Conference petitions the Judicial Council for a declaratory decision on the constitutionality, meaning, application, and effect of the Discipline in regard to Par. 610, Par. 614.3 and Judicial Decision 1147 on the SC Conference Structure Plan adopted in session June 9, 2011 and to become effective June 2011".
June-August 2011 Organize the new Conference Connectional Ministries (CCM) as prescribed.
August-November 2011 Train and assimilate the members of the new CCM
October 2011 Judicial Council meeting to consider docket.
January 1, 2012 New CCM transition plan as prescribed is functioning.

APPENDIX C: Procedures DCM/CCM

Meetings:

The DCM shall meet at least five times a year in January, March, May, September and November.

The CCM shall meet at least twice a year in February and October.

The meetings shall include a gathering/worship time followed by a session with all ministry area members for the purpose of evaluation of ongoing ministries and discussion of emerging needs. During a much larger block of time, ministry areas will gather separately for more detailed work with input related to functions of each conference program-related agency. The meeting will conclude with the entire CCM gathering to make decisions and coordinate work.

CCM Ministry Areas:

Each CCM Ministry Area may establish task forces to plan and implement ministry programs or events. The task force members may include persons selected by the ministry area but not members of the CCM. Funding for the task force will come from the budget of the respective ministry area, council, board, commission, or committee. The council, board, commission, or committee may add additional persons, without vote, to assist in carrying out their ministry.

Implementing Issues:

Prior service on conference agencies will not preclude a person from serving in the new structure.

In order to nominate officers of the first CCM, the chairperson of the current Council on Connectional Ministries will name the nominating committee from members of the four Ministry Areas of CCM.

During the last year of the quadrennium (2016) there shall be a review of the new structure and any needed changes shall be recommended to the next session of the annual conference.

APPENDIX D: CCM Budgeting Process

October; The councils, boards, commissions, and committees of the ministry areas build their budget request and submit to their ministry area chairperson.

November 1: Deadline for council, board, commission and committee chairs to submit funding requests to CCM.

February: The ministry area chairpersons present the conference program agencies' budget requests to the CCM.

March: The CCM studies the budget requests of the conference program agencies and recommends to CCFA amounts to be allocated from the conference benevolences budget to each such agency, within the total established by CCFA (Par. 614.3b(2)). The results are reported to the Ministry Area chairpersons and the councils, boards, commissions and committees. Agency chairs have opportunity to address any budget concerns they have with CCFA.

June: CCFA presents the budget to the annual conference for perfection and adoption.

January 1: The budget allocations take effect for the fiscal year.

APPENDIX E: Standing Rules Amended

Upon perfection of this transition plan and adoption by the Annual Conference, several current Standing Rules will have been incorporated into the plan. The document containing the transition plan, together with all appendices, is hereby substituted for current Standing Rule 48.

The following current Standing Rules have been incorporated within the transition plan and are therefore no longer needed as individual rules: 49, 62, 63, 65, 67, 72, 73, 83, 84, and 91.

To comport with the transition plan, the terminology of current Standing Rule 74.a, concerning representation of district laity members on the Conference Committee on Nominations, is hereby amended to read: "It is recommended that there be one (1) lay person nominated and elected by each District Ministry Area on Lay Leadership."

To maintain consistent terminology between the transition plan and the Standing Rules, references in the current Standing Rules to Conference Council on Connectional Ministries, CCCOM, District Council on Ministries, or DCOM shall be amended to read, respectively, Conference Connectional Ministries, CCM, District Connectional Ministries, or DCM. The Conference Secretary shall be authorized to make such editorial changes in the amended Standing Rules.

If a conflict should arise between this transition plan and any other current Standing Rule not cited in this appendix, the Committee on Standing Rules is authorized to make the necessary adjustments in dialogue with the affected agency and subsequently will report same to the next Annual Conference.

49. The Board of Ordained Ministry shall be composed of fifty-seven (57) members. In accordance with The Discipline, no less than one-fifth (1/5) and no more than one-third (1/3) of the total membership shall be lay persons. The Annual Conference

Coordinator of Clergy Services shall be an ex-officio member, with voice, but without vote. If the Psychological Assessment Vendor is United Methodist, the vendor may serve as an ex-officio member of the Board with voice but without vote, in accordance with the nominating process of *The Book of Discipline.*

50. The Board of Pension and Health Benefits shall be composed of eighteen (18) members nominated by the Conference Committee on Nominations and elected by the Annual Conference. It is recommended that six (6) be lay men, six (6) be lay women, and six (6) be clergy persons who are active participants in the pension and group insurance plans in which the Annual Conference is the Plan Sponsor. In addition to fulfilling the responsibilities mandated by the *Book of Discipline*, the Board of Pension and Health Benefits shall supervise the Annual Conference group insurance program. The Conference Benefits Officer shall be nominated by the Board of Pension and Health Benefits and elected by the Conference Staff Relations Committee. The chairperson of the Council on Finance and Administration shall be an ex-officio member with voice but without vote.

Boards of Trust

51. There shall be a Board of Trustees of South Carolina United Methodist Camps and Retreat Ministries, Inc., an inclusive body consisting of eighteen (18) members. It is recommended that: nine (9) shall be lay persons of whom at least four (4) shall be women; and nine (9) shall be clergy, of whom at least two (2) shall be women.
    a. Trustees shall be nominated by the Board of Education and elected by the South Carolina Annual Conference for four (4) year terms. Ex-officio members of the Board, without vote, shall be the Directors/Managers of Camps and Retreats facilities and a Connectional Ministries staff member assigned by the Director of Connectional Ministries. The Board shall be divided into four (4) classes. The Board of Education of the South Carolina Annual Conference may fill vacancies in the Board after prior consultation with the Board of Camps and Retreat Ministries. Trustees shall be eligible for re-election to a maximum tenure of two (2) consecutive terms. After a full tenure of service, a former trustee shall be ineligible for re-election until a lapse of two (2) years.
    b. The Board of Trustees shall report to the Annual Conference through the Board of Education.
    c. In accordance with the *Book of Discipline*, property held in trust by this Board of Trustees shall be subject to paragraphs 2515 and 2516 of the *Book of Discipline*.

52. There shall be a Board of Trustees of the James L. Belin Property composed of twelve (12) elected members. It is recommended that six (6) be lay persons and six (6) be clergy persons. The Marion District Superintendent shall serve as an ex-officio member of the Board without vote. The Conference Board of Global Ministries shall appoint a representative to serve as an ex-officio member of the Board without vote.
    a. Persons serving on this Board shall be nominated by the Board of Global Ministries.
    b. The Board shall be organized into four (4) classes of three (3) persons.
    c. One class shall be elected annually to serve for four years.
    d. The tenure of the Trustees shall be limited to three (3) consecutive terms and this tenure shall apply to the consecutive terms of present Trustees. After such period of service a former trustee shall be ineligible for reelection until a lapse of four (4) years.
    e. The Board of Trustees shall report to the Annual Conference through the Board of Global Ministries.

53. There shall be a Board of Trustees of Claflin University composed of not less than nine (9) nor more than twenty-seven (27) members divided into three classes serving three years respectively, elected at the annual meeting of the Board, in accordance with the Claflin University Board of Trustees By Laws. Successors for each class, as their term expires, shall be nominated by a university related agency and/or the Nominating Committee of the Board of Trustees and elected by the Board of Trustees for a term of three (3) years. After twelve (12) years of continuous service, trustees may be placed in a class of Trustee Emeritus.
    a. The Trustees shall elect their successors from a list of nominees submitted by the South Carolina Annual Conference Board of Higher Education and Campus Ministry and the Claflin University General Alumni Association. The composition of the Board shall at all times include three (3) members from the South Carolina Annual Conference and with one representative of the Conference to be placed in each class and shall be replaced or renominated by the South Carolina Annual Conference upon the expiration of each succeeding class. The remaining membership of the Claflin Board of Trustees shall be elected by the Board from nominations made to and approved by the Nominating Committee of the Board from recommendations received from the General Alumni Association and other college related Conferences and agencies.
    b. This institution shall report to the Annual Conference through the Board of Higher Education and Campus Ministry.

54. There shall be Boards of Trustees for Columbia College and for Wofford College, each of which shall be composed of up to twenty-eight members (28) in 2004, twenty-nine (29) members in 2005, thirty (30) members in 2006 and thirty-one (31) members in 2007. Board members shall be elected by the Annual Conference in conformity with the respective charters. The term of office for trustees shall be four (4) years. In 2007 and thereafter, each board shall be organized into three (3) classes of eight (8) members each and one (1) class of seven (7) members.
    a. The Board of Higher Education and Campus Ministry annually shall nominate suitable persons to fill vacancies in each class after prior consultation with the respective Boards of Trustees as stated in the policies adopted by the South Carolina Annual Conference Board of Higher Education and Campus Ministry (February, 1989) and the Restated Articles of Incorporation of Wofford College and Columbia College. Trustees may be re-elected for additional terms, but may not serve more than a maximum of three consecutive terms. After a full tenure of service a former trustee shall be ineligible for re-election until a lapse of one (1) year.
    b. These institutions shall report to the Annual Conference through the Board of Higher Education and Campus Ministry.

55. There shall be Boards of Trustees of Epworth Children's Home, Wesley Commons, The Methodist Oaks and the United Methodist Manor of the Pee Dee. Each board shall be composed of twenty-one (21) members elected by the Annual Conference. It is recommended that eleven (11) be lay persons and ten (10) be clergy persons and at least one third be women.

Ex-officio members may serve as designated in the bylaws of their respective boards, having the right to voice, but not vote.

a. Persons serving on these boards of trust shall be nominated to the Annual Conference by the Board of Health and Welfare Ministries after consultation with the respective boards of trustees, using proper procedure and forms as adopted by the Board of Health and Welfare Ministries.
b. The tenure of trustees shall be limited to eight (8) consecutive years, after which period a person shall be ineligible for re-election until two (2) years have elapsed.
c. The boards shall report to the Annual Conference through the Board of Health and Welfare Ministries.

56. There shall be a Board of Trustees of South Carolina Aldersgate Special Needs Ministry ("ASNM"), a body consisting of fifteen (15) elected members. At least ten (10) elected members shall be members of United Methodist Churches in the South Carolina Conference and/or ministerial members of that conference.
    a. Trustees shall be nominated by the Board of Health and Welfare for election by the South Carolina Annual Conference for four (4) year terms. Names of prospective trustees shall be submitted by the ASNM Board to the Board of Health and Welfare. Vacancies on the ASNM Board shall be filled by the Board for the remainder of that year.
    b. Ex-officio members of the Board shall be the Chairperson of the Conference Board of Health and Welfare or the designee of that Board, the CEO of The Methodist Oaks and/or a representative of the Board of Trustees of the Methodist Oaks, a cabinet representative designated by the bishop, and the President of ASNM (the president shall serve without vote).
    c. The Board shall be divided into four (4) classes. Trustees shall be eligible for re-election to a maximum tenure of two (2) consecutive terms. After a full tenure of service, a former trustee shall be ineligible for re-election until a lapse of one (1) year.

57. There shall be a Board of Trustees of The South Carolina United Methodist Advocate composed of fifteen (15) members nominated by the Committee on Nominations and elected by the Annual Conference. It is recommended that eight (8) be lay persons and seven (7) be clergy persons.
    a. The Board of Trustees shall be organized into four (4) classes, with trustees elected to serve for a term of four (4) years.
    b. In accordance with the By-Laws of The South Carolina United Methodist Advocate, vacancies occurring in the Board of Trustees shall be filled by election for the unexpired terms.
    c. Tenure on the Board shall not exceed two (2) consecutive terms. A trustee shall not be eligible for re-election until a lapse of two (2) years.

58. There shall be a Board of Trustees for The United Methodist Center composed of nine (9) persons and one ex-officio member. It is recommended that of the elected members four (4) be clergy and five (5) laity. They shall be elected by the South Carolina Annual Conference upon nomination by the Annual Conference Committee on Nominations. The tenure of trustees shall be limited to two (2) consecutive terms, after which a person shall be ineligible for re-election until a period of two (2) years has elapsed. The Board shall be organized into four (4) classes with at least one lay and one clergy in each class. In addition, one ex-officio member, without vote, from the employees shall be chosen annually by the employees of the United Methodist Center to meet with the Board. The business manager shall serve as an ex-officio member without vote.

59. There shall be a Board of Trustees of Spartanburg Methodist College composed of twenty-four (24) elected or named members and one (1) Student Advisory Trustee who shall be a recent graduate of the college.
    a. Persons serving on this Board of Trustees shall be nominated to the Annual Conference by the Board of Global Ministries. Those elected and named Trustees shall be divided into three (3) classes of eight (8) each. One class shall be elected each year to serve for three (3) years.
    b. The tenure of the Trustees shall be limited to four (4) consecutive terms. The tenure of the Student Advisory Trustee shall be one (1) year.
    c. The Board of Trustees shall report to the Annual Conference through the Board of Global Ministries.

60. The Annual Conference shall appoint the Board of Directors of the United Methodist Relief Center, Inc. which is composed of eighteen (18) appointed members and one additional ex-officio member.
    a. Persons serving on this Board of Directors ("Board") shall be appointed through election by the Annual Conference upon nomination by the Board of Global Ministries. Those appointed shall be divided into three (3) classes of six (6) directors in each class. One class shall be appointed each year to serve for three (3) years. At least three-fifths of the appointed membership of the Board shall be members of United Methodist churches in the South Carolina Conference or ministerial members of that conference.
    b. The tenure of the appointed directors shall be limited to two (2) consecutive terms. A director shall not be eligible for re-appointment until a lapse of one (1) year.
    c. In the event that a director fails to complete a term to which the director was appointed, the Board may elect a replacement for an interim period until the next meeting of the Annual Conference and shall notify the Board of Global Ministries of its action. At the next meeting of the Annual Conference, a replacement shall be appointed for the remainder of the term pursuant to sub-paragraph a. above. Appointment to complete a term shall not be counted as one of the two permitted consecutive terms of office.
    d. The Charleston District Superintendent shall serve as an ex-officio member of the Board.
    e. The Board of Directors shall report to the Annual Conference through the Board of Global Ministries.

Annual Conference Councils

61. The Council on Finance and Administration shall be composed of fifteen (15) members nominated by the Annual Conference Committee on Nominations and elected by the Annual Conference. It is recommended that seven (7) be clergy persons and eight (8) be lay persons and such ex-officio members as *The Book of Discipline* may prescribe. (Para 612.2c) The chairperson of the Board of Pension and Health Benefits shall be an ex officio member with voice but without vote.

Annual Conference Commissions

62. The Commission on Archives and History shall be composed of eight (8) persons nominated by the Conference Committee on Nominations and elected by the Annual Conference. It is recommended that four (4) be lay persons and four (4) clergy persons. Ex-officio members shall be: the President of the Annual Conference Historical Society, the Annual Conference Historian, the Conference Secretary, the archivist of Claflin University and the archivist of Wofford College. The libraries at Claflin University and Wofford College shall be designated as depositories of all Annual Conference minutes and records. Where possible duplicate copies of all material shall be furnished; in case of materials which cannot be furnished in duplicate, the Secretary of the Annual Conference shall make the determination as to which depository shall be used.

63. The Commission on Equitable Compensation shall be composed of twelve (12) elected members nominated by the Annual Conference Committee on Nominations and elected by the Annual Conference. It is recommended that six (6) be lay persons and six (6) clergy. One ex-officio member shall be designated from each of the following boards: Global Ministries, Ordained Ministry and Laity, and an ex-officio member from the executive committee of the Committee on Congregational Development. (Note: In accordance with Para. 625 of the *Book of Discipline*, one district superintendent is named by the cabinet as a member. At least one of the elected lay persons and at least one of the elected clergy shall be from a church of fewer than two hundred (200) members.)

Annual Conference Committees

64. There shall be a Committee on the Annual Conference. In accordance with paragraph 605.2 of *The Book of Discipline*, membership includes the Bishop, the District Superintendents and Conference Lay Leader. There shall be twelve (12) elected members nominated by the Committee on Nominations for election by the Annual Conference. It is recommended that these twelve (12) elected members be lay persons with no more than one (1) lay person from a district; up to four (4) additional clergy may also be nominated. The ex-officio members shall be: the Director of the Conference Council on Connectional Ministries; The Annual Conference Secretary, Treasurer and Parliamentarian; and one (1) representative of the Commission on Worship, the United Methodist Women, the United Methodist Men and the United Methodist Youth Fellowship (who is elected by the Conference Council on Youth Ministries). The pastor(s) of the host church(es) of the next Annual Conference session shall meet with the Committee in the pre-conference meetings.
    a. The Bishop shall serve as the chairperson of the Committee.
    b. The Committee shall prepare a proposed agenda for adoption by the Annual Conference, giving due regard to any special orders required by the *Discipline* or as ordered by the Annual Conference. The Committee shall determine the compensation and expenses to be paid speakers invited by this Committee, and the Treasurer shall make such payments from the Conference expense funds.
    c. The Committee shall receive all invitations to host the Annual Conference. It shall recommend to the Annual Conference the place for the entertainment of the Annual Conference at least two (2) years in advance.
    d. The Committee shall conduct all matters of courtesy and make such introductions as are necessary during the sessions of Annual Conference.
    e. The Committee shall arrange for an appropriate Memorial Service to be held annually and shall select the speaker.

65. There shall be a Committee on the Conference Journal composed of nine (9) persons nominated by the Annual Conference Committee on Nominations and elected by the Annual Conference. It is recommended that three (3) be clerical members and six (6) lay members. The following shall be ex-officio members: the Conference Secretary; the First Assistant Conference Secretary; the Editor of the *South Carolina United Methodist Advocate*; and the Statistician.
    a. The Committee shall cooperate with the Conference Secretary in the publication of the pre-conference reports.
        1. The Conference Secretary shall inform the boards, councils, commissions and committees when reports shall be due in order to maintain the printing schedule for the pre-conference reports.
        2. No report by any board, council, commission or committee shall be considered by the Annual Conference that has not been distributed to the members of the Annual Conference at least four weeks prior to the Conference session. Excluded from this requirement are the reports of the Board of Ordained Ministry, the Committee on Nominations, and the Committee on Standing Rules.
    b. The Committee shall determine the accuracy of the Journal of Proceedings where differences exist.
    c. The Committee and the Conference Secretary shall be responsible for the publication annually of the South Carolina Conference *Journal* (see *The Book of Discipline*, Para. 606.3) and shall have the *Journal* ready for the printer at least by October 1st following the close of Annual Conference. The *Journal* shall include the informational reports included in the pre-conference reports, the proceedings and actions of the Annual Conference, and the Statistical Reports.
        1. The Secretary of the Annual Conference shall edit the Conference *Journal.*
        2. The Committee and the Conference Secretary shall annually request of the Council on Finance & Administration the funds needed to publish and distribute the pre-conference reports and the Conference *Journal,* and shall provide for the printing at least one year in advance.
        3. The required number of copies will be sent to those mandated by *The Discipline*. Other copies may be ordered by subscription at a cost to be set by the Committee.
    d. The Committee shall be responsible for the publication every ten years (cycle beginning in 1991) of the volume entitled *United Methodist Ministers in South Carolina*, which shall feature biographical sketches and photographs of the ministers of the South Carolina Conference.
    e. The memoirs of the ministers and ministers' spouses who have died during the conference year shall be printed in the Conference *Journal;* those of the ministers shall not exceed 600 words and those of the spouses shall not exceed 250 words.

66. There shall be a Committee on Congregational Development (CCD) composed of eight (8) at large members, nominated by the Annual Conference Committee on Nominations and elected by the Annual Conference; one representative from each District Board for Congregational Development; and one representative from each of the following: the Board of Global Ministries, Board of Evangelism, Board of Laity and the Commission on Equitable Compensation. The purpose of the CCD shall be to work with the Bishop and Cabinet to provide long term planning and provide the framework for all the efforts of the Annual Conference related to new church development, church redevelopment and congregational revitalization.

67. The Joint Committee on Incapacity shall be composed of two (2) members of the Board of Ordained Ministry (to be named by the chairperson of the Board), the chairperson and secretary of the Board of Pension and Health Benefits and a district superintendent appointed by the Bishop.

68. There shall be a Conference Committee on Nominations of twenty-four (24) members composed of two representatives nominated and elected by each district. It is recommended that these be one clergy and one lay representative from each district. The additional members shall include: the resident Bishop; a youth and young adult nominated by the Conference Council on Connectional Ministries; up to six (6) at large members, who may be nominated by the Bishop to ensure adequate representation; and the following members: the Conference Lay Leader, an elected representative of United Methodist Women, United Methodist Men, the Conference Council on Youth Ministry, a retired member of the Annual Conference selected by the retired ministers, and two superintendents named by the Bishop. The Chairperson of the Committee on Nominations shall be elected by the Annual Conference. A nominee shall be presented by the Committee on Nominations for consideration at the beginning of each quadrennium. The Conference Committee on Nominations shall elect additional officers at its first regular meeting in the new quadrennium. The following shall be ex-officio members without vote: the chairperson of the Committee on Standing Rules, the chairperson of the Conference Council on Connectional Ministries, the chairperson of the Commission on the Status and Role of Women, the chairperson of the Commission on Religion and Race, and the chairperson of the Conference Missional Priority Coordinating Committee.
    a. It is recommended that there be one (1) lay person nominated and elected by each District Board of the Laity of each of the twelve (12) districts. Where there is no District Board of the Laity, the one (1) lay person shall be nominated and elected by the church lay leaders of that district.
    b. It is recommended that there be one (1) clergy person nominated and elected from each district by the ministers of each of the twelve (12) districts.
    c. These nominations, both lay and clergy, shall be elected by secret ballot in each district after at least three (3) persons shall have been nominated from the floor of each of the electing bodies. Election shall be by simple majority.
    d. If a member of the Committee on Nominations, who has been nominated by the District moves beyond the boundaries of the District in which he/she was nominated, his/her membership on the Committee shall be terminated, except for the chairperson, vice-chairperson, and secretary, who should continue to serve as members-at-large on the Conference Committee on Nominations until the end of the quadrennium.
    e. When district vacancies occur on the Committee, replacements shall be nominated as per rule 74.c to serve the remainder of the quadrennium. In the event that the elected chairperson of the Nominating Committee is one of the two elected representatives of a district, that chairperson shall become an additional member-at-large and the respective district shall elect another representative for that district, both of whom shall serve until the end of the quadrennium.
    f. Current members of the Committee on Nominations shall not be nominated for membership on any board, council, commission or committee whose membership arises from nominations from this committee.
    g. Ex-officio members of the Nominating Committee shall be excluded from rule 74.f.
    h. The Committee shall make all nominations needed by the Annual Conference except as provided elsewhere by the *Discipline* or Standing Rules of the Annual Conference. When the *Discipline* or Standing Rules require nominations be made by other agencies of the Annual Conference, those nominations shall be reported to the Committee no later than March 15 of each year for information only. These nominations will not be submitted to the Annual Conference through the Committee on Nominations.
    i. Nominations of chairpersons of all quadrennial boards, councils, commissions and committees, whose election is not prescribed by the *Discipline* or other sections of these Standing Rules shall be a nominated member of that board, council, commission or committee and shall be submitted by the Committee on Nominations to the Annual Conference for election.
    j. When nominations are made, the persons nominated shall be consulted and their consent to serve received; whether nominated by parent boards, the Committee on Nominations or from the floor of the Annual Conference.
    k. The Annual Conference Committee on Nominations shall make nominations so that approximately one half (1/2) of the membership of all boards, councils, commissions and committees shall be rotated each quadrennium.
    l. The report of the Annual Conference Committee on Nominations shall include the full name, current address and phone number(s) of each nominee. When a nomination is to a Board of Trust, the report shall identify any nominee who is a member of The United Methodist Church.
    m. It is recommended that the Nominating Committee nominate at least 25% ethnic minority representation to all Conference Boards and Agencies where such nominees originate with the Conference Committee on Nominations. When vacancies are filled and nominations from the floor are offered it is recommended that at least 25% ethnic minority membership be maintained. It is also recommended that until this representation is achieved, if from one to four members are to be elected, at least one be an ethnic minority; if five to eight are to be elected, at least two be ethnic minority persons.
    n. Unless otherwise provided in the *Book of Discipline*, a vacancy in the membership of a board, council, commission or committee may be filled, ad-interim, by the board, council, commission or committee for the remainder of the Conference year in which the vacancy occurs. At its next session the Annual Conference shall fill the vacancy for the remainder of the unexpired term. The respective board, council, commission or committee shall inform the Committee on Nominations of the vacancy and its action.

69. There shall be a Committee on Pastoral Care and Counseling composed of twelve (12) persons named by and amenable to the Board of Ordained Ministry. It is recommended that eight (8) be clergy persons and four (4) be lay persons.

70. There shall be a Committee on Petitions to the General Conference (see *The Book of Discipline*, Para. 507) composed of six (6) members nominated by the Annual Conference Committee on Nominations and elected by the Annual Conference. It is recommended that three (3) be lay persons and three (3) be clergy persons, at least half having been delegates to General Conference previously. This committee shall be considered a task force and neither a quadrennial committee nor a non-quadrennial committee.

71. There shall be a Committee on Resolutions and Appeals composed of nine (9) members nominated by the Annual Conference Committee on Nominations and elected by the Annual Conference. It is recommended that six (6) be lay persons and three (3) be clergy persons.
    a. Resolutions initiated by a constituted board, council, commission or committee are properly before the Annual Conference without the necessity of referral. Resolutions not initiated by a constituted board, council, commission or committee may be referred to those agencies. Any such resolution not referred to a constituted board, council, commission or committee shall be referred to the Committee on Resolutions and Appeals, and shall be reported by this Committee to the Annual Conference with a recommendation of concurrence or non-concurrence with rationale.
    b. Resolutions delivered to the Conference Secretary no later than March 15 of each Conference year shall be published in the Pre-Conference Journal.
    c. Additional resolutions should be referred to the Committee on Resolutions and Appeals by the end of the afternoon session on the first full business day of the Annual Conference. The group, individual or cluster presenting a resolution must be responsible for printing their resolution for all members of the Annual Conference session. The resolutions considered by the Committee on the first full day of the session shall be distributed by the close of the morning session of the second full business day of the Conference. The Report of the Committee on Resolutions and Appeals will be an 'Order of the Day' the morning of the third full business day of Annual Conference.
    d. The Committee on Resolutions and Appeals shall on the first full business day of Annual Conference provide time for persons offering resolutions to come before the Committee on Resolutions and Appeals to define and talk about their resolutions.

72. There shall be a Committee on Standing Rules composed of nine (9) members nominated by the Annual Conference Committee on Nominations and elected by the Annual Conference. It is recommended that six (6) be lay persons and three (3) be clergy persons. The following shall be ex-officio members with vote: the President of the Conference United Methodist Women, the President of the Conference United Methodist Men, the President of the Conference Council on Youth Ministry, the Conference Secretary, the Conference Lay leader, the chairperson of the Conference Council on Connectional Ministries, at least one district superintendent and the Conference Parliamentarian.

73. The Conference Committee on Episcopacy shall be composed of fifteen (15) members. In accordance with the *Discipline* (Para. 637), membership shall consist of the following: one-fifth (1/5) appointed by the Bishop, and the balance nominated by the Annual Conference Committee on Nominations and elected by the Annual Conference. It is recommended that one-third (1/3) be clergy persons, one-third (1/3) laywomen, and one-third (1/3) laymen, provided that one layperson shall be the Conference Lay Leader. Ex-officio members with vote shall be the lay and clergy members of the Jurisdictional Committee on Episcopacy.

74. In order to provide for consistent Annual Conference staff personnel decisions, management, policy and collegiality, there shall be a Conference Staff Relations Committee composed of the following members, nominated by the Annual Conference Committee on Nominations and elected by the Annual Conference: three (3) lay persons, one of whom has professional experience in personnel/human resource management; one (1) elder in full connection, serving a local church at the time of election; one (1) deacon in full connection, employed by a local church at the time of election; one (1) full time local pastor; and two members-at-large, to insure inclusiveness. The Resident Bishop shall serve as chairperson without vote. Ex-officio members, with voice and vote, shall include the Conference Lay Leader, who shall serve as vice-chairperson of the Committee; the Chairperson of the Conference Council on Connectional Ministries; and the President of the Council on Finance and Administration. No staff member or immediate family member of a staff member may serve on the committee.

III. DISTRICT RULES AND ORGANIZATION

75. There shall be twelve (12) districts in the South Carolina Annual Conference.

76. Where there is a District Conference it shall be composed of all ministers, deaconesses, the church lay leader, the lay members of Annual Conference, the President of the United Methodist Women, the President of the United Methodist Youth Ministries, and the President of the United Methodist Men from each church in the district; the District Lay Leader and Associate Lay Leaders; the District President of the United Methodist Women; the District President of the United Methodist Men; the President of the District Council on Youth Ministry; the chairperson of the District Council on Ministries; the chairperson of the District Trustees; the chairperson of the District Committee on Church Location and Building; the chairperson of the District Committee on Superintendency; and the District Superintendent who shall preside over the Conference.

77. There shall be a Committee on Nominations in each district. This committee shall make nominations to be forwarded by the two district representatives to the Annual Conference Committee on Nominations for election by the Annual Conference.
    a. The District Committee on Nominations shall be composed of: the District Superintendent as chairperson; the District Lay Leader or his/her designated Associate Lay Leader; the District Director of Lay Speaking Ministries; the Presidents of the District United Methodist Men, the District United Methodist Women, the District Youth Council and one other representative of each selected by the respective organization's executive committee. Where there is no District Youth Council, the

district superintendent shall appoint two (2) youth members. It is recommended that gender and racial balance be considered in selection. The two (2) Conference Nominating Committee members from the district shall also serve.

b. The District Committee on Nominations shall request of each local pastor, lay leader, Council on Ministries chairperson, United Methodist Women, United Methodist Men, and United Methodist Youth Fellowship president possible nominees to serve. Forms designed by the Conference Nominating Committee will be provided each District Committee, which in turn, shall make them available to each local church. These forms shall include biographical data, local church experience, etc., and shall include a space for the possible nominee's signature indicating willingness to serve.

c. The District Committee on Nominations shall review all forms submitted and will forward these recommendations through the two (2) district representatives to the Annual Conference Nominating Committee after signatures indicating willingness to serve have been secured. District Nominating Committees shall be encouraged to be inclusive of the constituency of the district in their nominations.

78. The District Lay Leader and two (2) Associate Lay Leaders, the District Director of Lay Speaking Ministries, and the Associate District Director of Lay Speaking Ministries shall be nominated by the laity on the District Nominating Committee and elected by the Annual Conference. They shall be nominated and elected quadrennially and may serve no more than eight (8) consecutive years.

79. Persons elected by the annual conference to membership on district boards and committees shall begin their terms of service at the conclusion of the annual conference session at which they are elected. Between sessions of annual conference, vacancies on district boards and committees may be filled upon nomination by the District Committee on Nominations. Such vacancies shall be subject to election by the next annual conference and reported by the Conference Committee on Nominations.

80. In accordance with the *Discipline* (Para. 668.2) the eight (8) elected members of the Committee on the District Superintendency shall be nominated by the District Committee on Nominations and elected by the Annual Conference or by the District Conference where it exists.

81. There shall be in each district a District Board for Congregational Development (DBCD). The DBCD shall be elected quadrennially by the Annual Conference, upon nomination by the District Committee on Nominations. Vacancies shall be filled annually by election by the Annual Conference. The DBCD shall be composed of not fewer than five (5) or more than nine (9) elected members, plus the district representatives appointed by the District Superintendent to the Conference Committee for Congregational Development. The District Superintendent or the District Superintendent's designee shall preside over the work of the Board.

   a. The purpose of the DBCD shall be to promote long term planning and provide a coordinating framework for all the efforts of the district related to new church development, church redevelopment and congregational revitalization.

   b. The responsibilities shall be:

      1. Update population statistics and informational data of the district.
      2. Review facility conditions and congregational vitality.
      3. Develop district strategies and priorities for new church development, church redevelopment and congregational revitalization.
      4. Administer all funds raised at the district level and received from all Conference sources for congregational development.
      5. Submit proposals to Annual Conference boards and agencies (Equitable Compensation, Congregational Development, Trustees of the Annual Conference, Council on Finance and Administration, etc.) for funding of congregational development within the district.
      6. Locally held accounts held by the DBCD shall be audited annually, with copy filed to the Council on Finance and Administration. Funds received and disbursed through the office of the Conference Treasurer do not require audits but are managed by voucher only.

82. Each district superintendent shall transmit the complete list of lay members to the Annual Conference from the district in triplicate to the Secretary of the Annual Conference at least five (5) months prior to the opening date of the Annual Conference.

IV. MISCELLANEOUS RULES

83. All lay persons employed by the agencies of the Conference shall conform to the compulsory retirement age set for the ministers of the church. Such retired lay persons may be employed on a part-time basis without executive administrative responsibility.

84. All monies to be credited to the accounts of local churches for the fiscal year shall be in the hands of the Conference Treasurer no later than fifteen (15) days after the end of the fiscal year.

85. "Moving Day" for the ministers shall be the Wednesday preceding the 1st of July beginning in 2009.

   a. Where special circumstances dictate any alteration of this moving date, the affected persons and the district superintendent involved shall be permitted to make the necessary adjustments.

   b. Ministers shall be paid during the month of June by the charge from which they are moving. Ministers will be paid during the month of July by the charge to which they are moved.

   c. The moving expenses of the pastor shall be paid by the charge to which he/she is moved, not to include more than $350.00 in verified packing expenses.

86. Pastor's reports to Annual Conference shall cover the calendar year (January 1- December 31) and shall be sent to the Conference Treasurer-Statistician so as to reach that office not later than January 15 of the year immediately following.

87. All support ministries or agencies which receive funds from the South Carolina Annual Conference, but which are not directly responsible to the Conference, shall submit an annual program and an audit including a management letter to the sponsoring Conference agency.

88. No requests shall be made for the services of the Conference Chancellor except by the Episcopal Office.

89. Persons applying for Sabbatical shall apply to the Board of the Ordained Ministry prior to February 1st preceding the Annual Conference session.

90. When a leave of absence is granted, and upon the recommendation of the Bishop and the Cabinet, the Council on Finance and Administration shall make a sustentation grant from the Conference contingency funds not to exceed forty percent of the denominational average compensation paid on a monthly basis. All interim sustentation grants shall be reported to the Annual Conference at its next session. Upon the recommendation of the Bishop and Cabinet and the approval of the Annual Conference, the Commission on Equitable Compensation shall continue to fund the sustentation grants in the same monthly percentage for a period not to exceed one additional Conference year. No claim may be made on the sustentation fund when disability benefits are granted from the Board of Pension and Health Benefits.

91. All persons at the Annual Conference level who are officially involved in the trial process, including the members of the trial court, the witness at the trial, the counsel for the church, the counsel for the respondent, and the respondent shall receive only reimbursement for vouchered travel, meals, and lodging expenses from the Annual Conference Contingency Fund according to the schedule of payments adopted by the Annual Conference for those involved in the official business of the Annual Conference.

SECTION X

BIOGRAPHICAL SKETCHES OF THOSE RECEIVED AS FULL ELDERS, JUNE, 2011

Armstrong, Shawn Galloway – Born: 2/20/1974; USC,1997 BS; Erskine, MDv 2007; Erskine Dmin 2011; PE2009; FE2011; Zion, Anderson

Armstrong, Debra Anne – Born: 8/21/1952; Ball State, BS 1974; LTSS, MDv 2007; University of Illinois, ME 1979; PE2006; FE2011; Shiloh, Chesterfield

Dargan, William Thomas – Born: 8/14/1948; Morehouse, BA 1970; Duke, MDv 2008; Wesleyan, 1982 Phd; PE2008; FE2011; Mount Beulah, Lake City

Everett, Ann Dease – Born: 11/14/1949; Trinity College Bachelor Theology, 2004; Erskine, MDv 2006; PE2007; FE2011; Belvedere, Belvedere

Flessas, Daniel – Born: 5/6/1966; USC,1987 BA; LTSS, MDv 2007; Joint Military Intelligence College, MS 1997; PE2007; FE2011; Trinity, Charleston

Gordon, Pattie Elaine – Born: 7/7/1967; USC,1989 BS; ITC Gammon, MDv 2006; PE2008; FE2011; Shiloh, Shiloh

McClendon, Joshua Timothy – Born: 2/25/1982; Clemson, BS 2004; Gordon-Conwell, MDv 2009; PE2009; FE2011; Bethel-Philadelphia, Rock Hill

McGee, Adriane Maria – Born: 10/9/1978; UVA, BA 2000; Emory, MDv 2008; University of Maryland, MEd 2004; PE2009; FE2011; Bethany, Associate, Summerville

Middleton, Nanada Nichole – Born: 3/12/1973; USC, BS 1995; ITC ,MDv 2006; PE2009; FE2011; Chaplain, Federal Bureau of Prisions at Federal Correctional Institution

Nelson, Dwight Arnold – Born: 8/4/1953; Morris College, BA 2004; Candler, MDv 2008; PE2008; FE2011; New Life, Walterboro

Sistrunk, Annie Hair – Born: 4/14/1961; Claflin, BA 2002; Erskine, MDv 2007; PE2009; FE2011; Rowesville Parish, Rowesville

Tompkins, Jonathan Edward – Born: 1/7/1976; SUNY, BA 1998; Candler, MDv 2009; PE2009; FE2011; Myrtle Beach First, Associate, Myrtle Beach

Vickers, III John Henry – Born: 12/15/1956; W.VA, BS1980; Candler, MDv 2008; PE2009; FE2011; Pisgah, Aynor

Waldrep, Richard Wilson – Born: 4/19/1950; West Ga, BBA 1972; Erskine, MDv 2008; PE2008; FE2011; Lowell Street, Greenwood

Young, Amanda Taylor – Born: 5/6/1980; Tennessee Tech, BA 2002; Candler, MDv 2008; PE2008; FE2011; Mount Hebron Associate, West Columbia-Cayce

BIOGRAPHICAL SKETCHES OF THOSE RECEIVED AS PROVISIONAL ELDERS, JUNE, 2011

Cantwell, Walter Joseph – Born: 7/22/1985; USC, BA 2007; Duke, MDv 2011; PE2011; Point Hope, Mt Pleasant

Everson, Jason Daniel – Born: 4/18/1977; US Navel Academy, BS 1999; Gordon-Cornwell, MDv 2010; PE2011; Good Samaritan, Lake Wylie

Harrington, Fadetra Deonka – Born: 12/30/1975; USC, BA 1999; ITC, MDv 2008; PE2011; Fisher Chapel-St. Stephen, Beaufort

Knox, Judith Ann – Born: 5/16/1963; USC, BS 1984; Candler, MDv 2010; USC, MEd 1986; PE2011; Shiloh, Darlington

McManus, Jr. David Dean – Born: 10/14/1969; Clemson, BS 1991; LTSS, MDv 2010; Arizona State, Master of Architecture 1993; PE2011; Adnah, Rock Hill

McPherson, Kurt Anthony – Born: 1/13/1961; Wake Forest, 1983 BA; New Orleans Baptist, MDv 1989; Argosy 2005 EdD; PE2011; Mount Zion, Central

Reams, Richard Hancock – Born: 3/9/1985; Clemson, BA 2007; Asbury, MDv 2010; PE2011; St. Luke-Zion, Walhalla

Sanders, Jr. Davie Demetrius – Born: 12/14/1979; Orangeburg Tech, BA 2005; Erskine, MDv 2010; PE2011; Harleyville Parish, Harleyville

Simoneaux, Jr. Steven Paul – Born: 10/2/1982; Clemson, BS 2004; Emory, MDv 2009; PE2011; Bethany, Associate, Summerville

Smoak, Scott Walter – Born: 9/18/1965; USC, BA 1987; LTSS, MDv 2010; PE2011; Wagener-Swansea, Wagener

Spurrier, Ryan Greasor – Born: 4/27/1986; Clemson, BS 2008; Duke, MDv 2011; PE2011; Grace, Associate, North Augusta

BIOGRAPHICAL SKETCHES OF THOSE RECEIVED AS FULL DEACONS, JUNE, 2011

Holder, Shelly Anne – Born: 3/13/1969; East Texas State, 1992 BS; Southern Baptist Theological Seminary, MA 1995; PD2006; FD2011; St Luke Minister of Youth and Programming; Hartsville

Jones, Karen Hanyea Lail – Born: 8/12/1982; USC, BA 2006; Candler, MDv 2009; PD2009; FD2011; Central, Minister of Christian Education Spartanburg

Kluever, Karen Trogdon – Born: 5/8/1961; UNC, AB 1983; Pfeiffer, MCE 2001; University of Wisconsin, MA 1987; PD2008; FD2011; Woodland, Minister to Youth and College; Rock Hill

Wood, Mary Kay – Born: 10/15/1947; USC, BS 1974; LTSS, MDv 2009; PD2009; FD2011; Agape Hospice, Bereavement Coordinator

BIOGRAPHICAL SKETCHES OF THOSE RECEIVED AS PROVISIONAL DEACONS, JUNE, 2011

Brock, Katherine Amanda – Born: 12/10/1985; Winthrop, BA 2008; Wesley, MDv 2011; PD2011

SECTION XI

HISTORICAL RECORD OF SESSIONS OF THE SOUTH CAROLINA CONFERENCE

A detailed history of the South Carolina Conference can be found in *The History of South Carolina Methodism* by Albert D. Betts (Columbia: The Advocate Press, 1982), and the following chronology is based on the information contained in Dr. Betts' history. When John Wesley called his lay preachers together in London on June 25, 1744, to "confer" on the work of the growing Methodist Societies, the pattern for an annual "Conference" was begun. The practice was brought to America as the Methodist Societies developed here.

In the early days of American Methodism the Conferences were not neatly divided by the geographic boundaries we have today, and, correspondingly, it is difficult to trace precisely a lineage that would make it possible to identify "the first Conference." Dr. Betts refers to the "first American 'Annual Conference'" (p. 34) as the one held in George's Church, Philadelphia, July 14, 1773, on the call of John Rankin who had been sent to America by John Wesley. The work of Methodism in South Carolina was organized in 1785, when a "section" of the Conference was called at Louisburg, North Carolina, on April 20, 1785, at which Francis Asbury presided. About two years later, on March 22, 1787, the first session of a South Carolina Conference was held in Charleston, with both Bishops Francis Asbury and Thomas Coke sharing responsibilities as presiding officers. Sessions of the 1785 Conference are shown in the tables below.

The 1866 South Carolina Conference was organized on April 2, 1866, in Charleston, South Carolina, by leaders of the Methodist Episcopal Church to minister to African Americans, many freed slaves, who would not accept the continued segregated worship of the races. A history of the 1866 Conference may be found in *Passionate Journey* by John W. Curry (St. Matthews: Bill Wise Printers, 1980.) Pursuant to the 1964 General Conference action which dissolved the Central Jurisdiction to achieve "racial inclusiveness at all levels of the church," the 181st Session of the South Carolina Conference (1785) passed a resolution requesting bishops of the two South Carolina conferences to appoint a committee to work out a plan of merger.* The two conferences became one in 1972. Sessions of the 1866 Conference are shown in tables below.

In 1914, the General Conference of the Methodist Episcopal Church, South, voted to divide the South Carolina Annual Conference (1785) and instructed the conference to fix a line of division. At its 129th Session the South Carolina Conference (1785) created the Upper South Carolina Conference.** The two were combined again in 1948. Sessions of the Upper South Carolina Conference are shown in tables below.

* *Journal and Yearbook,* South Carolina Annual Conference of the Methodist Church, June 13-17, 1966, Columbia, South Carolina, pp. 94-95.

** *Minutes and Yearbook*, The Upper South Carolina Conference, The Methodist Episcopal Church, Spartanburg, South Carolina, October 29-November 2, 1947, p. 152; *Journal minutes*, 129th Session, South Carolina Annual Conference, Methodist Episcopal Church, South, 1914, p. 18.

SESSIONS OF THE SOUTH CAROLINA ANNUAL CONFERENCE (1866)

Based on a study of the Conference Journals 1866-1972 and taken from the Cumberland Methodist Church Anniversary Booklet 1952 (Update).

Date of Conference	Place of Conference	Bishop Presiding
April 2, 1866	Charleston	O.C. Baker
Mar. 3, 1867	Charleston	Levi Scott
Feb. 26, 1868	Charleston	E.S. Janes
Feb. 11, 1869	Camden	E.S. Janes
Dec. 22, 1870	Claflin, Orangeburg	M. Simpson
Jan. 1, 1872	Charleston	M. Simpson
Jan. 15, 1873	Greenville	E.R. Ames
Jan. 15, 1874	Columbia, S. House	G. Haven
Jan. 14, 1875	Camden	I.W. Wiley
Jan. 13, 1876	Charleston	R.S. Foster
Jan. 17, 1877	Sumter	W.L. Harris
Jan. 16, 1878	Columbia	Levi Scott
Jan. 22, 1879	Greenville	J.T. Peck
Jan. 21, 1880	Charleston	Matt Simpson
Jan. 12, 1881	Florence	H.W. Warren
Jan. 12, 1882	Spartanburg	R.S. Foster
Jan. 10, 1883	York(ville)	S.M. Merrill
Jan. 16, 1884	Sumter	T. Bowman
Jan. 29, 1885	Cheraw	J.M. Walden
Jan. 28, 1886	Anderson	E.S. Andrews
Jan. 20, 1887	Kingstree	C.D. Foss
Feb. 1, 1888	Charleston	J.F. Hurst
Jan. 30, 1889	Aiken	J.P. Newman
Jan. 30, 1890	Marion	Thos. Bowman
Feb. 5, 1891	Greenville	H.W. Warren

Jan. 13,	1892	Orangeburg	R.S. Foster
Jan. 11,	1893	Bennettsville	J.M. Walden
Jan. 3,	1894	Camden	I.W. Joyce
Jan. 16,	1895	Florence	C.H. Fowler
Jan. 29,	1896	Charleston	M.F. Mallalieu
Feb. 3,	1897	Columbia	J.F. Hurst
Dec. 1,	1897	Beaufort	J.H. Vincent
Dec. 7,	1898	Anderson	C.D. Foss
Dec. 6,	1899	Greenville	E.G. Andrews
Dec. 12,	1900	Darlington	J.N. Fitzgerald
Dec. 4,	1901	Spartanburg	D.A. Goodsell
Nov. 27,	1902	Orangeburg	C.D. Foss
Nov. 26,	1903	Sumter	Earl Cranston
Dec. 14,	1904	Charleston	D.A. Goodsell
Nov. 29,	1905	Yorkville	William Burt
Nov. 22,	1906	Florence	J.F. Berry
Nov. 28,	1907	Camden	D.H. Moore
Nov. 25,	1908	Spartanburg	J.W. Hamilton
Nov. 24,	1909	Orangeburg	J.W. Hamilton
Nov. 24,	1910	Greenville	T.B. Neely
Nov. 23,	1911	Sumter	L.B. Wilson
Nov. 20,	1912	Anderson	F.D. Leete
Nov. 19,	1913	Orangeburg	F.D. Leete
Nov. 19,	1914	Columbia	F.D. Leete
Nov. 24,	1915	Spartanburg	F.D. Leete
Nov. 22,	1916	Florence	W.P. Thirkield
Dec. 12,	1917	Allendale	F.D. Leete
Dec. 18,	1918	Florence	F.D. Leete
Dec. 10,	1919	Charleston	F.D. Leete
Dec. 8,	1920	Cheraw	E.G. Richardson
Dec. 7,	1921	Anderson	E.G. Richardson
Dec. 6,	1922	Sumter	E.G. Richardson
Dec. 5,	1923	Spartanburg	E.G. Richardson
Dec. 10,	1924	Bennettsville	E.G. Richardson
Dec. 9,	1925	Greenville	E.G. Richardson
Dec. 8,	1926	Hartsville	R.E. Jones
Dec. 6,	1927	Charleston	E.G. Richardson
Dec. 5,	1928	Cheraw	F.T. Keeney
Dec. 11,	1929	Anderson	R.E. Jones
Dec. 9,	1930	Sumter	F.T. Keeney
Dec. 8,	1931	Camden	F.T. Keeney
Dec. 6,	1932	Florence	F.T. Keeney
Dec. 13,	1933	Spartanburg	F.T. Keeney
Dec. 5,	1934	Columbia	M.W. Clair
Dec. 26,	1935	Orangeburg	F.T. Keeney
Dec. 1,	1936	Bennettsville	C.W. Flint
Dec. 1,	1937	Greenville	C.W. Flint
Dec. 6,	1938	Anderson	C.W. Flint
Dec. 13,	1939	Sumter	M.W. Clair
Dec. 10,	1940	Cheraw	L.H. King
Nov. 26,	1941	Florence	L.H. King
Nov. 25,	1942	Camden	L.H. King
Nov. 25,	1943	Darlington	L.H. King
Nov. 22,	1944	Sumter	W.J. King
Nov. 21,	1945	Marion	L.H. King
Nov. 20,	1946	Greer	E.W. Kelly
Nov. 19,	1947	Anderson	E.W. Kelly
Nov. 24,	1948	Sumter	J.W.E. Bowen
Nov. 22,	1949	Orangeburg	J.W.E. Bowen
Oct. 25,	1950	Spartanburg	J.W.E. Bowen
Oct. 24,	1951	Florence	A.P. Shaw
Oct. 21,	1952	Sumter	J.W.E. Bowen
Oct. 11,	1953	Charleston	J.W.E. Bowen
Oct. 13,	1954	Greenville	J.W.E. Bowen
Oct. 12,	1955	Camden	J.W.E. Bowen
Oct. 10,	1956	Spartanburg	J.W.E. Bowen
Sept. 12,	1957	Orangeburg	J.W.E. Bowen
Oct. 8,	1958	Sumter	J.W.E. Bowen

Oct. 7, 1959	Columbia	J.W.E. Bowen
Oct. 19, 1960	Florence	M.L. Harris
May 17, 1961	Sumter	M.L. Harris
May 16, 1962	Charleston	M.L. Harris
May 28, 1963	Claflin	M.L. Harris
May 19, 1964	Camden	M.L. Harris
June 9, 1965	Claflin	C.F. Golden
May 26, 1966	Sumter	N.W. Moore
May 22, 1967	Anderson	C.F. Golden
May 28, 1968	Florence	C.F. Golden
May 27, 1969	Claflin College	Paul Hardin, Jr.
May 25, 1970	Claflin College	Paul Hardin, Jr.
May 24, 1971	Claflin College	Paul Hardin, Jr.

SESSIONS OF THE UPPER SOUTH CAROLINA CONFERENCE

Place	Date	President	Secretary
Spartanburg	November 24, 1915	Collins Denny	P.B. Wells
Greenville	November 15, 1916	W.A. Candler	W.J. Snyder
Clinton	November 28, 1917	W.A. Candler	W.J. Snyder
Chester	November 27, 1918	U.V.W. Darlington	W.J. Snyder
Greenwood	November 5, 1919	U.V.W. Darlington	W.J. Snyder
Union	November 4, 1920	U.V.W. Darlington	B.R. Turnipseed
Lancaster	November 2, 1921	U.V.W. Darlington	B.R. Turnipseed
Gaffney	November 8, 1922	Collins Denny	B.R. Turnipseed
Newberry	October 31, 1923	Collins Denny	B.R. Turnipseed
Laurens	November 5, 1924	Collins Denny	B.R. Turnipseed
Abbeville	October 28, 1925	Collins Denny	B.R. Turnipseed
Rock Hill	October 27, 1926	Edwin D. Mouzon	B.R. Turnipseed
Greenville	November 23, 1927	Edwin D. Mouzon	B.R. Turnipseed
Anderson	November 21, 1928	Edwin D. Mouzon	B.R. Turnipseed
Columbia	November 20, 1929	Edwin D. Mouzon	B.R. Turnipseed
Spartanburg	November 26, 1930	Warren A. Candler	B.R. Turnipseed
Greenwood	November 4, 1931	Warren A. Candler	B.R. Turnipseed
Greenville	November 16, 1932	Warren A. Candler	B.R. Turnipseed
Columbia	November 8, 1933	Warren A. Candler	B.R. Turnipseed
Spartanburg	October 31, 1934	Paul B. Kern	B.R. Turnipseed
Greenwood	October 31, 1935	Paul B. Kern	B.R. Turnipseed
Union	October 28, 1936	Paul B. Kern	B.R. Turnipseed
Newberry	November 3, 1937	Paul B. Kern	L.E. Wiggins
Laurens	October 27, 1938	Clare Purcell	L.E. Wiggins
Lancaster	November 2, 1939	Clare Purcell	L.E. Wiggins
Anderson	November 6, 1940	William T. Watkins	L.E. Wiggins
Greenville	November 12, 1941	William T. Watkins	L.E. Wiggins
Chester	November 11, 1942	William T. Watkins	R.L. Holroyd
Greenwood	November 10, 1943	William T. Watkins	H.O. Chambers
Greenwood	November 8, 1944	Clare Purcell	H.O. Chambers
Clemson	November 7, 1945	Clare Purcell	H.O. Chambers
Columbia	October 31, 1946	Clare Purcell	H.O. Chambers
Spartanburg	October 29, 1947	Clare Purcell	H.O. Chambers

SESSIONS OF THE SOUTH CAROLINA CONFERENCE (1785)

No.	Place	Date	President	Secretary
1	Charleston, SC	March 22, 1787	Coke and Asbury	Not known
2	Charleston, SC	March 12, 1788	Francis Asbury	Not known
3	Charleston, SC	March 17, 1789	Coke and Asbury	Not known
4	Charleston, SC	February 15, 1790	Francis Asbury	Not known
5	Charleston, SC	February 22, 1791	Coke and Asbury	Not known
6	Charleston, SC	February 14, 1792	Francis Asbury	Not known
7	Charleston, SC	December 24, 1792	Francis Asbury	Not known
8	Finch's in Fork of Saluda & Broad Rivers	January 1, 1794	Francis Asbury	Not known
9	Charleston, SC	January 1, 1795	Francis Asbury	Not known
10	Charleston, SC	January 1, 1796	Francis Asbury	Not known
11	Charleston, SC	January 5, 1797	Coke and Asbury	Not known
12	Charleston, SC	January 1, 1798	Jonathan Jackson	Not known
13	Charleston, SC	January 1, 1799	Francis Asbury	Jesse Lee
14	Charleston, SC	January 1, 1800	Francis Asbury	Jesse Lee
15	Camden, SC	January 1, 1801	Asbury and Whatcoat	J. Norman
16	Camden, SC	January 1, 1802	Francis Asbury	N. Snethen
17	Camden, SC	January 1, 1803	Francis Asbury	N. Snethen
18	Augusta, GA	January 2, 1804	Coke and Asbury	N. Snethen
19	Charleston, SC	January 1, 1805	Asbury and Whatcoat	Jno. McVean
20	Camden, SC	December 30, 1805	Asbury and Whatcoat	Jas. Hill
21	Sparta, GA	December 29, 1806	Francis Asbury	Lewis Meyers
22	Charleston, SC	December 28, 1807	Francis Asbury	Lewis Meyers
23	Liberty Chapel, GA	December 26, 1808	Asbury and McKendree	W.M. Kennedy
24	Charleston, SC	December 23, 1809	Asbury and McKendree	W.M. Kennedy
25	Columbia, SC	December 22, 1810	Asbury and McKendree	W.M. Kennedy
26	Camden, SC	November 30, 1811	Asbury	W.M. Kennedy
27	Charleston, SC	December 19, 1812	Asbury and McKendree	W.M. Kennedy
28	Fayetteville, NC	January 14, 1814	Asbury and McKendree	W.M. Kennedy
29	Milledgeville, GA	December 21, 1814	Asbury and McKendree	A. Talley
30	Charleston, SC	December 23, 1815	Wm. McKendree	A. Talley
31	Columbia, SC	December 25, 1816	McKendree and George	A. Talley
32	Augusta, SC	January 27, 1818	McKendree and Roberts	S.K. Hodges
33	Camden, SC	December 24, 1818	R.R. Roberts	S.K. Hodges
34	Charleston, SC	January 20, 1820	Enoch George	W.M. Kennedy
35	Columbia, SC	February 11, 1821	Enoch George	W.M. Kennedy
36	Augusta, GA	February 21, 1822	McKendree and George	W.M. Kennedy
37	Savannah, GA	February 20, 1823	R.R. Roberts	W.M. Kennedy
38	Charleston, SC	February 19, 1824	Enoch George	W.M. Kennedy
39	Wilmington, NC	February 16, 1825	R.R. Roberts	W.M. Kennedy
40	Milledgeville, GA	January 12, 1826	Joshua Soule	W.M. Kennedy
41	Augusta, GA	January 11, 1827	McKendree, Roberts, Soule	S.K. Hodges
42	Camden, SC	February 6, 1828	Joshua Soule	S.K. Hodges
43	Charleston, SC	January 28, 1829	Wm. McKendree	W.M. Kennedy
44	Columbia, SC	January 27, 1830	Joshua Soule	Jno. Howard

45	Fayetteville, NC	January 26,	1831	W.M. Kennedy	S.W. Capers
46	Darlington, SC	January 23,	1832	Elijah Hedding	W.M. Wightman
47	Lincolnton, NC	January 30,	1833	J.O. Andrew	W.M. Wightman
48	Charleston, SC	February 5,	1834	Emory and Andrew	W.M. Wightman
49	Columbia, SC	February 11,	1835	J.O. Andrew	W.M. Wightman
50	Charleston, SC	February 10,	1836	J.O. Andrew	W.M. Wightman
51	Wilmington, NC	January 4,	1837	Malcolm McPherson	W.M. Wightman
52	Columbia, SC	January 10,	1838	Thomas A. Morris	Wm. Capers
53	Cheraw, SC	January 9,	1839	J.O. Andrew	W.M. Wightman
54	Charleston, SC	January 8,	1840	Thomas A. Morris	W.M. Wightman
55	Camden, SC	February 10,	1841	J.O. Andrew	J.H. Wheeler
56	Charlotte, NC	January 26,	1842	B. Waugh	J.H. Wheeler
57	Cokesbury, SC	February 8,	1843	J.O. Andrew	J.H. Wheeler
58	Georgetown, SC	February 7,	1844	Joshua Soule	J.H. Wheeler
59	Columbia, SC	December 25,	1844	Joshua Soule	J H. Wheeler
60	Fayetteville, NC	December 10,	1845	J.O. Andrew	P.A.M. Williams
61	Charleston, SC	January 13,	1847	Wm. Capers	P.A.M. Williams
62	Wilmington, NC	January 12,	1848	J.O. Andrew	P.A.M. Williams
63	Spartanburg, SC	December 26,	1848	Wm. Capers	P.A.M. Williams
64	Camden, SC	December 19,	1849	J.O. Andrews	P.A.M. Williams
65	Wadesboro, NC	December 18,	1850	R. Paine	P.A.M. Williams
66	Georgetown, SC	December 10,	1851	J.O. Andrew	P.A.M. Williams
67	Sumter, SC	January 5,	1853	Wm. Capers	P.A.M. Williams
68	Newberry, SC	November 23,	1853	R. Paine	P.A.M. Williams
69	Columbia, SC	November 15,	1854	G.F. Pierce	P.A.M. Williams
70	Marion, SC	November 28,	1855	John Early	P.A.M. Williams
71	Yorkville, SC	November 19,	1856	J.O. Andrew	P.A.M. Williams
72	Charlotte, NC	November 25,	1857	R. Paine	P.A.M. Williams
73	Charleston, SC	December 1,	1858	J.O. Andrew	F.A. Mood
74	Greenville, SC	November 30,	1859	John Early	F.A. Mood
75	Columbia, SC	December 13,	1860	R. Paine	F.A. Mood
76	Chester, SC	December 12,	1861	J.O. Andrew	F.A. Mood
77	Spartanburg, SC	December 11,	1862	John Early	F.A. Mood
78	Sumter, SC	December 10,	1863	G.F. Pierce	F.A. Mood
79	Newberry, SC	November 16,	1864	G.F. Pierce	F.A. Mood
80	Charlotte, NC	November 1,	1865	G.F. Pierce	F.A. Mood
81	Marion, SC	December 23,	1866	Wm. M. Wightman	F.M. Kennedy
82	Morganton, NC	December 11,	1867	Wm. M. Wightman	F.M. Kennedy
83	Abbeville, SC	December 17,	1868	D.S. Dogger	W.C. Power
84	Cheraw, SC	December 15,	1869	H.H. Kavanaugh	F.A. Mood
85	Charleston, SC	December 7,	1870	G.F. Pierce	F.M. Kennedy
86	Spartanburg, SC	December 13,	1871	R. Paine	F.M. Kennedy
87	Anderson, SC	December 12,	1872	R. Paine	F.A. Mood
88	Sumter, SC	December 10,	1873	H.N. McTyeire	W.C. Power
89	Greenville, SC	December 16,	1874	E.M. Marvin	W.C. Power
90	Orangeburg, SC	December 15,	1875	J.C Keener	W.C. Power
91	Chester, SC	December 13,	1876	H.H. Kavanaugh	W.C. Power
92	Columbia, SC	December 12,	1877	D.S. Dogger	W.C. Power
93	Newberry, SC	December 11,	1878	Wm. M. Wightman	W.C. Power

94	Charleston, SC	December 17,	1879	Wm. M. Wightman	W.C. Power
95	Marion, SC	December 15,	1880	A.M. Shipp	W.C. Power
96	Union, SC	December 14,	1881	G.F. Pierce	W.C. Power
97	Greenville, SC	December 13,	1882	H.N. McTyeire	W.C. Power
98	Sumter, SC	December 12,	1883	A.W. Wilson	W.C. Power
99	Charleston, SC	December 17,	1884	H.N. McTyeire	W.C. Power
100	Columbia, SC	December 9,	1885	J.C. Keener	W.C. Power
101	Orangeburg, SC	December 15,	1886	J.C. Granberry	W.C. Power
102	Spartanburg, SC	November 30,	1887	H.N. McTyeire	H.F. Chreitzberg
103	Winnsboro, SC	November 28,	1888	J.C. Keener	H.F. Chreitzberg
104	Camden, SC	November 20,	1889	J.C. Keener	H.F. Chreitzberg
105	Anderson, SC	November 25,	1890	W.W. Duncan	H.F. Chreitzberg
106	Darlington, SC	December 2,	1891	J.C. Granberry	H.F. Chreltzberg
107	Charleston, SC	November 24,	1899	E.R. Hendrix	H.F. Chreitzberg
108	Sumter, SC	December 6,	1893	R.K. Hargrove	E.O. Watson
109	Laurens, SC	November 21,	1894	J.C. Keener	E.O. Watson
110	Rock Hill, SC	December 4,	1895	C.B. Galloway	E.O. Watson
111	Abbeville, SC	December 9,	1896	J.C. Granberry	E.O. Watson
112	Florence, SC	December 8,	1897	W.W. Duncan	E.O. Watson
113	Greenwood, SC	December 7,	1898	W.W. Duncan	E.O. Watson
114	Orangeburg, SC	December 6,	1899	J.S. Key	E.O. Watson
115	Chester, SC	November 28,	1900	R.K. Hargrove	E.O. Watson
116	Columbia, SC	November 29,	1901	C.B. Galloway	E.O. Watson
117	Newberry, SC	December 3,	1902	W.W. Duncan	E.O. Watson
118	Greenville, SC	December 9,	1903	A. Coke Smith	E.O. Watson
119	Darlington, SC	December 14,	1904	A.W. Wilson	E.O. Watson
120	Spartanburg, SC	December 13,	1905	W.A. Candier	E.O. Watson
121	Columbia, SC	November 28,	1906	A.W. Wilson	E.O. Watson
122	Gaffney, SC	November 27,	1907	H.C. Morrison	E.O. Watson
123	Laurens, SC	November 25,	1908	A.W. Wilson	E.O. Watson
124	Abbeville, SC	December 8,	1909	A.W. Wilson	E.O. Watson
125	Charleston SC	December 7,	1910	E.R. Hendrix	E.O. Watson
126	Bennettsville, SC	November 29,	1911	J.C. Kilgo	E.O. Watson
127	Anderson, SC	November 26,	1912	J.C. Kilgo	E.O. Watson
128	Rock Hill, SC	November 26,	1913	A.W. Wilson & Collins Denny	E.O. Watson
129	Sumter, SC	November 25,	1914	Collins Denny	E.O. Watson
130	Charleston, SC	December 1,	1915	Collins Denny	E.O. Watson
131	Florence, SC	November 29,	1916	James Atkins	E.O. Watson
132	Bishopville, SC	November 21,	1917	James Atkins	E.O. Watson
133	Orangeburg, SC	December 4,	1918	U.V.W. Darlington	E.O. Watson
134	McColl, SC	November 26,	1919	U.V.W. Darlington	H.G. Hardin
135	Georgetown, SC	November 24,	1920	U.V.W. Darlington	Wm. V. Dibble
136	St. George, SC	November 20,	1921	U.V.W. Darlington	Wm. V. Dibble
137	Marion, SC	November 22,	1922	Collins Denny	Wm. V. Dibble
138	Kingstree, SC	November 28,	1923	Collins Denny	Wm. V. Dibble
139	Dillon, SC	December 3,	1924	Collins Denny	Wm. V. Dibble
140	Darlington, SC	November 25,	1925	Collins Denny	Wm. V. Dibble
141	Bennettsvile, SC	November 17,	1926	Edwin D. Mouzon	Wm. V. Dibble
142	Bishopville, SC	November 30,	1927	Edwin D. Mouzon	Wm. V. Dibble
143	Orangeburg, SC	November 14,	1928	Edwin D. Mouzon	Wm. V. Dibble

144	Charleston, SC	November 13,	1929	Edwin D. Mouzon	Wm. V. Dibble
145	Mullins, SC	November 12,	1930	Warren A. Candler	Wm. V. Dibble
146	Sumter, SC	November 11,	1931	Warren A. Candier	Wm. V. Dibble
147	Florence, SC	November 2,	1932	Warren A. Candler	Wm. V. Dibble
148	Camden, SC	November 15,	1933	Warren A. Candler	Wm. V. Dibble
149	Kingstree, SC	November 14,	1934	Paul B. Kern	Wm. V. Dibble
150	Conway, SC	November 14,	1935	Paul B. Kern	George K. Way
151	Charleston, SC	November 12,	1936	Paul B. Kern	George K. Way
152	Marion, SC	November 10,	1937	Paul B. Kern	George K. Way
153	Hartsville, SC	November 10,	1938	Clare Purcell	George K. Way
154	Orangeburg, SC	November 9,	1939	Clare Purcell	George K. Way
155	Florence, SC	November 14,	1940	William T. Watkins	George K. Way
156	Bennettsville, SC	October 20,	1941	William T. Watkins	George K. Way
157	Bishopville, SC	October 28,	1942	William T. Watkins	George K. Way
158	Sumter, SC	October 27,	1943	William T. Watkins	George K. Way
159	Myrtle Beach, SC	October 25,	1944	Clare Purcell	George K. Way
160	Myrtle Beach, SC	October 31,	1945	Clare Purcell	George K. Way
161	Myrtle Beach, SC	October 16,	1946	Clare Purcell	George K. Way
162	Charleston, SC	October 22,	1947	Clare Purcell	George K. Way
163	Columbia, SC	October 26,	1948	Costen J. Harrell	George K. Way
164	Charleston, SC	October 25,	1949	Costen J. Harell	George K. Way
165	Columbia, SC	October 24,	1950	Costen J. Harrell	George K. Way
166	Columbia, SC	October 16,	1951	Costen J. Harrell	George K. Way
167	Greenville, SC	October 21,	1952	Costen J. Harrell	George K. Way
168	Charleston, SC	October 21,	1953	Costen J. Harrell	George K. Way
169	Spartanburg (Wofford Col.)	October 20,	1954	Costen J. Harrell	Adlai C. Holler, Sr
170	Florence, SC	August 24,	1955	Costen J. Harrell	Adlai C. Holler, Sr
171	Clemson College, SC	August 22,	1956	Nolan B. Harmon	Adlai C. Holler, Sr
172	Columbia, SC	August 14,	1957	Nolan B. Harmon	Adlai C. Holler, Sr
173	Charleston, SC	August 13,	1958	Nolan B. Harmon	Allan R. Broome
174	Columbia, SC	June 24,	1959	Nolan B. Harmon	Allan R. Broome
175	Columbia, SC	June 21,	1960	Paul Hardin, Jr	Allan R. Broome
176	Greenville, SC	June 13,	1961	Paul Hardin, Jr	Allan R. Broome
177	Spartanburg, SC	June 12,	1962	Paul Hardin, Jr	Allan R. Broome
178	Columbia, SC	June 11,	1963	Paul Hardin, Jr	Allan R. Broome
179	Lake Junaluska, NC	June 9,	1964	Paul Hardin, Jr	Allan R. Broome
180	Spartanburg, SC	June 7,	1965	Paul Hardin, Jr	Allan R. Broome
181	Columbia, SC	June 13,	1966	Paul Hardin, Jr	Allan R. Broome
182	Charleston, SC	June 5,	1967	Paul Hardin, Jr	Allan R. Broome
183	Spartanburg, SC	June 11,	1968	Paul Hardin, Jr	Allan R. Broome
184	Columbia, SC	June 9,	1969	Paul Hardin, Jr	Allan R. Broome
185	Spartanburg, SC	June 1,	1970	Paul Hardin, Jr	Allan R. Broome
186	Columbia, SC	June 11,	1971	Paul Hardin, Jr	Allan R. Broome

SESSIONS OF THE SOUTH CAROLINA CONFERENCE OF THE UNITED METHODIST CHURCH

No.	Place	Date		President	Secretary
1	Spartanburg, SC	June 5,	1972	Paul Hardin, Jr.	Allan R. Broome
2	Spartanburg, SC	June 4,	1973	Edward L. Tullis	Allan R. Broome
3	Spartanburg, SC	June 3,	1974	Edward L. Tullis	Allan R. Broome
4	Spartanburg, SC	June 2,	1975	Edward L. Tullis	Allan R. Broome
5	Spartanburg, SC	May 31,	1976	Edward L. Tullis	Allan R. Broome
6	Spartanburg, SC	June 2,	1977	Edward L. Tullis	Allan R. Broome
7	Spartanburg, SC	June 1,	1978	Edward L. Tullis	Ted R. Morton, Jr
8	Spartanburg, SC	June 7,	1979	Edward L. Tullis	Ted R. Morton, Jr
9	Spartanburg, SC	June 4,	1980	Edward L. Tullis	Ted R. Morton, Jr
10	Spartanburg, SC	June 3,	1981	Roy C. Clark	Ted R. Morton, Jr
11	Spartanburg, SC	June 2,	1982	Roy C. Clark	Ted R. Morton, Jr
12	Spartanburg, SC	June 2,	1983	Roy C. Clark	Ted R. Morton, Jr
13	Spartanburg, SC	June 2,	1984	Roy C. Clark	Ted R. Morton, Jr
14	Spartanburg, SC	June 2,	1985	Roy C. Clark	Delos Corderman
15	Spartanburg, SC	June 5,	1986	Roy C. Clark	Delos Corderman
16	Spartanburg, SC	June 4,	1987	Roy C. Clark	Delos Corderman
17	Spartanburg, SC	June 2,	1988	Roy C. Clark	Delos Corderman
18	Spartanburg, SC	June 4,	1989	Joseph B. Bethea	Delos Corderman
19	Spartanburg, SC	June 3,	1990	Joseph B. Bethea	Delos Corderman
20	Spartanburg, SC	June 2,	1991	Joseph B. Bethea	Delos Corderman
21	Spartanburg, SC	May 31,	1992	Joseph B. Bethea	Delos Corderman
22	Spartanburg, SC	May 30,	1993	Joseph B. Bethea	Delos Corderman
23	Spartanburg, SC	May 29,	1994	Joseph B. Bethea	Delos Corderman
24	Spartanburg, SC	May 31,	1995	Robert H. Spain	Delos Corderman
25	Spartanburg, SC	May 26,	1996	Robert H. Spain	Delos Corderman
26	Spartanburg, SC	May 25,	1997	J. Lawrence McCleskey	Delos Corderman
27	Spartanburg, SC	May 24,	1998	J. Lawrence McCleskey	Delos Corderman
28	Spartanburg, SC	May 23,	1999	J. Lawrence McCleskey	Delos Corderman
29	Orangeburg, SC	May 28,	2000	J. Lawrence McCleskey	Delos Corderman
30	Spartanburg, SC	May 27,	2001	J. Lawrence McCleskey	Delos Corderman
31	Orangeburg, SC	May 26,	2002	J. Lawrence McCleskey	Delos Corderman
32	Spartanburg, SC	May 25,	2003	J. Lawrence McCleskey	Roger M. Gramling
33	Orangeburg, SC	May 30,	2004	J. Lawrence McCleskey	Roger M. Gramling
34	Spartanburg, SC	May 29,	2005	Mary Virginia Taylor	Roger M. Gramling
35	Orangeburg, SC	June 4,	2006	Mary Virginia Taylor	Timothy J. Rogers
36	Florence, SC	June 3,	2007	Mary Virginia Taylor	Timothy J. Rogers
37	Florence, SC	June 1,	2008	Mary Virginia Taylor	Timothy J. Rogers
38	Florence, SC	May 31,	2009	Mary Virginia Taylor	Timothy J. Rogers
39	Florence, SC	June 10,	2010	Mary Virginia Taylor	Timothy J. Rogers
40	Florence, SC	June 8,	2011	Mary Virginia Taylor	Timothy J. Rogers

SECTION XII

RECORD OF MINISTERIAL SERVICE AND CLERGY INFORMATION

(a Indicates Absence From Session)
(e Indicates Excused From Session)

KEY TO STATUS ABBREVIATIONS

AF	-	Affiliate Member
AM	-	Associate Member
DM	-	Diaconal Minister
DP	-	Deacon recognized from Other Denomination serving UM probation
EP	-	Elder/Full minister recognized from Other Denomination serving UM probation
FD	-	Deacon in Full Connection
FE	-	Elder in Full Connection
FL	-	Full Time Local Pastor
LP	-	Local Pastor
OA	-	Associate Member of Other Annual Conference
OD	-	Deacon Member of Other Annual Conference
OE	-	Elder member of Other Annual Conference
OF	-	Full Member of Other Denomination
OP	-	Probationary Member of Other Annual Conference
OT	-	On Trial
PE	-	Probationary Elder
PL	-	Part Time Local Pastor
PM	-	Probationary Member
PD	-	Probationary Deacon
RA	-	Retired Associate Member
RD	-	Retired Deacon
RE	-	Retired Elder
RP	-	Retired Probationary Member
RT	-	Retired Probationer (1992)
DR	-	Retired Diaconal Minister
RL	-	Recognized Retired Local Pastor
SP	-	Student Local Pastor
SY	-	Supply Assigned without authority for Sacraments, Weddings, etc.
HonLoc	-	Honorable Location
RSY	-	Retired FM, PM, AM & RRLP or other AC clergy appointed by Bishop with authority

MINISTERIAL SERVICE RECORDS AND ADDRESSES

Abraham, Ebbie Sims – FL, PL 1998, FL 2002, SC: 1998 St. Paul, 2001 Mars Bluff, 2008 Wesley, Florence, 2011 Bennettsville Parish. 109 Forest Drive, Bennettsville 29512 (O) 843-493-5470 (R) 843-493-5470

Abram, Joseph (Joe) Jr. – FE, AM 1986, PM 1992, FE 1994, SC: 1981 Asbury-Clio, 1988 Little Rock Parish, 1993 Orangeburg Parish, 2002 Central Circuit. 532 Hammond Drive, Allendale 29810 (R) 803-584-7708

Adams, Emmanuel Bruce – FE, FL 2003, PE 2004, FE 2008, SC: 2003 Bethel-Oak Grove-Sampit, 2007 Pamplico. PO Box 277, Pamplico 29583 (O) 843-493-2591 (R) 843-493-5164

a **Adams, Gary Bruce** – RA, AM 1981, R 1994, SC: 1973 Trio Charge, 1982 Indian Branch, 1984 Trio Charge, 1994 Retired, Mt. Vernon (RSY), 2004 Hebron (RSY). 508 Gilland Avenue, Kingstree 29556-3205 (R) 843-355-6511

Adams, James Carl – RE, OT 1967, FE 1969, R 2010, SC: 1963 Lamar Circuit, 1969 Branchville, 1977 Manning, 1986 Greenville-St. Matthew, 1990 Lyttleton Street, 1995 Trinity, 2001 Grace, North Augusta, 2010 Retired. 601 Arcadia Lakes Drive East, Columbia 29206

Adams, Quay Wyatt – RE, OT 1965, FE 1968, R 2010, SC: 1963 Campobello-Liberty, 1964 Dillon-Main Street Associate, 1966 West Kershaw, 1969 Lydia, 1972 Summerville Circuit, 1973 Charleston-Asbury Memorial, 1977 Midland Park, 1980 York-Trinity, 1982 Columbia-Bethel, 1987 Surfside, 1993 Bethany, 1998 First, Myrtle Beach, 2002 Anderson District Superintendent, 2003 Marion District Superintendent, 2010 Retired. 588 Summerhill Drive, Myrtle Beach 29579 (O) 843-742-5299 (R) 843-742-5299

Adams, Robert Anthony (Tony) – FE, PM, SP 1994, PM 1997, FE 2002, SC: 1994 Kinards Charge, 1997 East Lancaster Charge, 2002 Belair, Fort Mill, 2008 Aynor. 931 Elm St, Aynor 29511 (O) 843-358-6537 (R) 843-358-3350 (F) 843-358-2042

Addis, Howard Donald – FE, OF 2002, EP 2006, FE 2008, SC: 2002 Salem, Greenville, 2007 Union Grove. 3332 Highway 29 North, Belton 29627 (O) 864-226-3550 (R) 864-642-9433

a **Aiken, Clyde Major** – RE, OT 1960, FE 1962, R 1987, SC: 1959 Lowndesville, 1960 In School, 1962 Division of Chaplains, 1986 LOA, 1987 Retired, 1992 St. John-St. Luke. 6409 Queens Way Drive, Columbia 292091528 (R) 803-776-7423

Aiken, Eugene Aaron (Gene) – FL, FL 2010, SC: 2010 Jackson. 415 Second Street, Jackson 29831 (O) 803-471-2234 (R) 803-393-1204

Alewine, Barrett Thomas FE, OT 1981, FE 1984, SC: 1981 In School, 1982 O'Neal Street, 1985 Belvedere, 1994 Northeast, 2006 St. Mark, Greenwood. 550 Hwy. 72 ByPass, NW, Greenwood 29649-1300 (O) 864-229-5416 (R) 864-229-2027 (F) 864-229-1530

Alewine, James Edwin – RE, OT 1952, FE 1954, R 1992, SC: 1950 Bath-Clearwater, 1952 Bath, 1954 New Ellenton, 1960 Monaghan, 1961 Buford, 1964 Sumter-Aldersgate, 1968 Hibben, 1973 Summerville-Bethany, 1977 Charleston DS, 1979 Ex. Dir. Methodist Home, 1982 Hartsville-DS, 1986 Carteret Street, 1992 Retired, 2005 Edisto Island (RSY). 605 N. Palmetto Street, Summerville 29483 (R) 843-851-0580

Alexander, Boyd McIver (Mike) FE, OT 1974, FE 1977, SC: 1974 In School, 1976 Fairfax, 1980 Travelers Rest, 1988 Highland Park. 1992 Clinton-Broad Street, 1996 Washington Street, 2005 Belin Memorial. PO Box 528, Murrells Inlet 29576 (O) 843-651-5099 (R) 843-357-6051 (F) 843-651-4179

Alexander, Donald Eugene (Don) Jr. – FL, SP 1996, FL 2001, SC: 1996 Plum Branch, 2001 Bethel, Union, 2004 Mount Bethel-Porter's Chapel. 622 Johnson Street, Pickens 29671 (O) 864-878-1664 (R) 864-898-5003 (F) 864-898-5003

a **Alexander, Robert Earl** – RE, OT 1965, FE 1968, R 1984, SC: 1965 In School, 1966 Associate Dir. Wesley Foundation-USC, 1969 Director Volunteer Services-USC, 1972 Dean of Student Activities-USC, 1979 Associate Vice-President-USC, 1982 USC, 1984 Retired. PO Box 3126, Aiken 29802 (R) 803-649-3508

Alford, Anthony – PL, SY, PL 2011, SC: 2010 Mullins Charge (SY), 2011 Mullins Charge (PL). 1813 River Bend, Dillon 29536 (R) 843-774-5862

Alford, Judith Martin (Judy) – FE, SP 2002, PE 2004, FE 2007, SC: 2002 Allendale, 2004 Fort Lawn-Camp Creek, 2005 Port Royal, 2010 Mountain View. 300 Watercourse Way, Greer 29651 (O) 864-895-8532 (R) 864-895-5650 (F) 864-895-5641

Allen, Barry Alexander – FE, SY, FL 2000, PE 2002, FE 2005, SC: 1999 Shiloh, 2002 Main Street-Pine Grove, McColl, 2006 First, Hemingway, 09/22/2007 Leave of Absence, 2011 Target-Gerizim (SY). 1433 Bryant Ave., Holly Hill 29059 (O) 843-536-6419 (R) 803-496-7371

Allen, Robert Lee (Bob) – FE, SP 1994, PM 2000, FE 2005, SC: 1994 Ehrhardt Charge, 1998 Lowell Street, 2004 Summerton, 2009 Main Street-Pine Grove. 210 N Main St, McColl 29570 (O) 843-523-6369 (R) 843-523-5205

a **Alley, Joseph Walters (Joe)** – RE, OT 1964, FE 1966, R 1999, SC: 1964 Fairfield Circuit, 1966 Newberry-Lewis Memorial, 1971 CCOM Staff, 1978 West Columbia-Trinity, 1985 College Place, 1995 Clover-First, 1996 Columbia Cooperative Ministry, 1999 Retired, 2002 Whaley Street (RSY). 142 Creekside, Leesville 29070 (R) 803-532-4371

Allison, Carol Dianne – FE, PE 2007, FE 2010, SC: 2007 Aldersgate, Greenville, Associate. 6 Devereaux Court, Simpsonville 29681 (O) 864-244-1820 (R) 864-458-9447 (F) 864-244-9701

Altman, Henry Allen – FE, SP 1997, FL 1999, PM 2000, FE 2002, SC: 1997 Trio, 1999 Pamplico, 2003 Pisgah, Aynor, 2010 Bethlehem, Bishopville. PO Box 167, Bishopville 29010-0167 (O) 803-484-6037 (R) 803-483-6807 (F) 803-484-4527

Altman, John Mayford Jr. – PL**,** , PL 2005, SC: 2005 Olanta-Coward. 776 Whispering Pines Road, Johnsonville 29555 (R) 843-386-3707

Altman, Mark Anthony – PL, FL 1994, PM 2001, FL 11/10/08, SC: 1994 Trio Charge, 1997 Summerton, 2001 First Startex, 2003 Norway, 2009 St. Matthews Charge (3/4). 104 Azalea Drive, St. Matthews 29135 (R) 803-834-5232

Altman, Wanda Diane – FL, PL 2007, FL 2010, SC: 2007 Hebron, Cades, 2010 Dalzell. PO Box 85, Dalzell 29040-0085 (O) 803-469-0160 (R) 843-610-1917 (Cell)

a **Ammons, Gene Sarvis** – RE, OT 1978, FE 1980, R 2008, SC: 1978 In School, 1979 Lancaster-Lynwood, 1984 Victor, 1988 El Bethel, 1990 Epworth, 1994 Pendleton, 1998 Northside, 2003 First, Cheraw, 2008 Retired. PO Box 1241, Linville NC 28646-1241 (R) 828-733-4111

Anderson, David Leslie – FE, PE 2003, FE 2006, SC: 2003 Orange Circuit, 11/01/2005 Conference Benefits Officer. 4908 Colonial Drive, Suite 205, Columbia 29203 (O) 803-786-9486 (R) 803-748-1016

a **Anderson, Thurman Wilson** – RE, OT 1964, FE 1968, R 2006, SC: 1964 In School, 1966 Mullins Circuit, 1970 Stallsville, 1974 Blythewood-Trinity-Zion, 1979 Greenville-St. Mark, 1984 Cayce, 1993 Bethel, 1998 Grace, 2001 Salem, Irmo, 2006 Retired. 510 Sulpher Springs Road, Pauline 29374 (O) 864-542-2245 (R) 864-542-2245

a **Anderson, Vernon Odelle** – RE, OT 1964, FE 1967, R 2002, SC 1958: 1958 Norway, 1958 Shiloh-Beulah, 1961 Columbia-Hicks Memorial, 1963 In School, 1965 Lebanon-McLeod, 1968 Crescent Beach, 1971 Greenville-Buncombe Street Associate, 1975 Columbia-St. Mark, 1979 Hartsville-St. Luke, 1985 Broad Street, 1992 Charleston-Trinity, 1995 Lyttleton Street, 1998 Florence D.S., 2002 Retired. 104 Peninsula Drive, Laurens 29360-6623 (O) 864-575-2142 (R) 864-575-2142

a **Anderson, William Francis (Bill) Sr.** – RL, PL, R 1995. 1995 Retired. 1245 Winston Street, Charleston 29407 (R) 843-556-3457

Anderson-Joe, Debra Lavern – PL, , PL 2006, SC: 2006 Chesterfield Parish, 01/01/2010 West Camden. 5 Ella Lane, Rembert 29128-8464 (R) 843-382-8824

Arant, Athon Melton Sr. – FE, AM 1986, PM 1987, FE 1990, SC: 1979 Columbia-Shiloh, 1982 Rehoboth-Zoan, 1987 Galloway Memorial, 1988 Galloway-Ebenezer, 1990 Gordon Memorial-Greenbrier, 1993 Zion/Zoar, 2001 Berea Friendship, 2003 St. Mark, Charleston, 2009 McCormick. PO Box 267, McCormick 29835 (O) 864-852-2394 (R) 864-852-2137

Arant, Athon Melton (Mel) Jr. – FE, SP 1992, PM 1995, FE 1999, SC: 1992 Double Springs-Hopewell, 1995 Grace, 1997 Sandy Springs-Zion. 2000 Zion Station, 2002 Bethel, Chester, 2005 Tranquil, 2006 Ladys Island New Church Mission. 415 Sams Point Road, Beaufort 29907 (O) 843-522-1153 (R) 843-524-0829 (F) 843-522-0985

Arant, Brian James – PE, LP20 2007, FL 2009, PE 2010, SC: 2009 Lyttleton Street, Associate, 2010 Cherokee Springs-Liberty. 2095 Chesnee Highway, Spartanburg 29303 (O) 864-585-6181 (R) 864-804-0603

Arant, James Michael (Mike) – FE, SP 1995, PM 2001, FE 2003, SC: 1995 Rembert-St. John, 1999 Jefferson, 2003 St. Paul Charge, 01/01/06 Wesley Memorial-Edisto Island, 2010 Pisgah, Florence. 621 N. Ebenezer Road, Florence 29501 (O) 843-662-9611 (R) 843-662-3318 (F) 843-661-7522

Arant, James Steven (Jim) – FD, FD 1997, SC: 1989 CCOM Associate Director Nurture Section, 2006 Connectional Ministries Congregational Specialist. 4908 Colonial Drive, Columbia 29203-6070 (O) 803-727-0327 (R) 803-957-9472 (F) 803-691-0220

Arant, Ruth Heykens – FD, FD 1997, SC: 1989 Director of Christian Education, Lexington. 309 E Main Street, Lexington 29072-3601 (O) 803-359-6838 (R) 803-957-9472 (F) 803-957-1551

Armstrong, Debra Anne – FE, PE 2006, FE 2011, SC:2006 Calhoun Charge, 2011 Shiloh, Chesterfield. 3154 Highway 102, Chesterfield 29709 (O) 843-623-2634 (R) 843-623-5484

Armstrong, Shawn Galloway – FE, PL 2004, PE 2009, FE 2011, SC: 2004 Salem, 2007 Sharon-Shiloh, 2009 Sharon-Smyrna, 2011 Zion, Anderson. 5847 Highway 187 North, Anderson 29625 (O) 864-287-9098 (R) 864-287-1033

Arries, Christopher Edward (Chris) – FE, FL 2000, SP 2002, PL 2003, PE 2005, FE 2008, SC: 1999 Cameron, 2002 South Anderson, 2006 Cokesbury-Hodges, 2009 Hopewell, Simpsonville. 115 Hunters Woods Drive, Simpsonville 29680 (O) 864-967-8181 (R) 864-962-8953

Ashford, George Adrian – FE, SP 1993, PM 1994, FE 1997, SC: 1993 Pickens Charge, 1995 Silver Hill, 2006 Connectional Ministries Congregational Specialist, 2007 New Church Start-Journey. PO Box 292105, Columbia 29229 (O) 803-699-1022 (R) 803-419-5729 (F) 803-699-1079

a **Ashmore, Emmett Warren** – RE, PM 1989, FE 1992, R 2010, SC: 1986 Charleston-St. John Charge, 1987 N. GA Flowery Branch, 1989 Chester Circuit, 1992 Mt. Olivet-Pleasant Grove, 1994 Belvedere, 1999 Mt. Zion, Central, 2003 Associate, Clemson, 2006 Liberty, 2010 Retired. 224 Crowfield Drive, Liberty 29657 (R) 864-843-1481

a **Ashworth, Mary Susan** – FE, OT 1977, FE 1983, SC: 1977 In School, 1978 Rollins Center. Emory University, 1981 Trinity-Enoree, 1984 Blacksburg-St. John, 1989 Central Associate, 1994 Cross Anchor, 1994 Chaplain, Converse College, 2002 East Lancaster Charge, 02/01/06 Incapacity Leave. 126 Sardis View Lane, Charlotte NC 28270-0948 (O) 803-285-5472 (R) 803-285-3343

Avins, Hope Renee – PE, FL 2002, BQ20 2003, FL 2006, PE 2010, SC: 2002 Pelion, 2003 BQ 20, 2006 Wesley Memorial-Heath Memorial, 2008 Wagener-Swansea, 2011 Kershaw Charge. PO Box 14, Kershaw 29067 (R) 803-475-2280 (F) 803-286-4981

a **Bailey, Donald Randall** – RE, OT 1957, FE 1962 R 1994, SC: 1954 AL-W FL, SC: 1967 Wofford College, 1970 In School, 1973 Francis Marion College, Retired 1994. 808 Dix Lane, Florence 29505-3626 (R) 843-665-1268

Bailey, Harold Jackson (Jack) – RE, 2002 Transferred from Virginia Conference, R 2010, SC: 2001 Hendersonville, 2005 St. Paul, St. Matthews, 2007 Hampton-Varnville Charge, 2010 Retired, 2010 Ridgeville Charge (RSY). 2413 Sylvan Shores Drive, Charleston 29414 (O) 803-837-4220 (R) 803-837-4220

Bailey, Thomas Richard (Tommy) – FE, SP 1997, PE 2000, FE 2003, SC: 1997 Chesnee Charge, 2004 Duncan Acres, 2010 Timmonsville-Salem. PO Box 126, Timmonsville 29161 (R) 843-346-2765

Baird, Heather Stewart – PL, PL 2010, SC: 2010 Mount Bethel-King's Chapel. 209 Mt. Bethel Road, Ware Shoals 29692 (O) 864-861-2445 (R) 864-314-3316

Baker, Alexander – PL, PL 2007, SC: 2007 Wesley, Aiken. 225 Rister Road, Gaston 29053 (O) 803-739-4957 (R) 803-955-4657

Ballard, Paul McKinney Jr. – RE, OT 1975, FE 1977, R 2011, SC: 1975 In School, 1976 Lupo-Ebenezer, 1978 Ehrhardt, 1982 Pleasant Hill, 1982 Bowman Charge, 1984 Townville-Dickson Memorial, 1985 Kershaw Charge, 1989 Antioch, 1992 Branchville, 1994 Cherokee Springs-Liberty, 1998 Kings Mountain Chapel, 2001 Sharon/Philadelphia, 2006 Zion-Zoar Charge, 2011 Retired. 407 East Catoe Street, Pageland 29728 (R) 843-672-3257

Ballenger, Walter Carrington (Walt) III – FE, SP 1994, PM 1996, FE 1999, SC: 1994 Bennettsville-Ebenezer, 1997 Cottageville Charge, 1999 Liberty-Friendship, 2003 Pacolet-Whitestone, 2007 Gordon Memorial-Greenbriar. PO Box 115, Winnsboro 29180 (O) 803-635-4471 (R) 803-635-4103 (F) 803-815-0185

Barnes, Benjamin Bellinger – RE, OT 1950, FE 1953, R 1988, SC: 1950 In School, 1952 Meggett-St. Paul, 1955 Fairfax, 1959 Georgetown-Wayne, 1963 Charleston-St. Mark, 1966 Columbia-Asbury Memorial, 1970 New Ellenton, 1977 Batesburg, 1981 Carteret Street, 1986 Hardeeville Charge, 1988 Retired. 7628 Joe Allen Drive, Burton 29906-9752 (R) 843-846-6118

Barnes, Constance Nelson (Connie) – FE, FL 2004, PE 2005, FE 2008, SC: 2004 Brookgreen Charge, 2009 East Camden. PO Box 53, Camden 29021-0053 (O) 803-432-1703 (R) 803-438-8218 (F) 843-902-7900 (Cell)

a **Barnes, Larry Allen** – RE, OT 1968, FE 1971, R 1989, SC: 1968 In School, 1970 Aiken-St. John's Associate, 1972 Laurel Bay, 1973 Myrtle Beach-First Associate, 1975 Belin Memorial, 1977 Nichols Charge, 1978 Springfield-Williston, 1981

Bluffton, 1985 Olanta-Coward Charge, 1986 Lee Road Associate, 1987 Limestone Street, 1989 Retired. 3150 NE 36th Avenue Lot 205, Ocala FL 34479 (O) 352-854-1958 (R) 352-854-1958

a **Barnes, Rudolph Counts (Rudy) Jr.** – RL, PL 2000, R 2008, SC: 2000 St. John, Columbia, 2008 Retired. 156 Barnes Trail, Little Mountain 29075-9211 (O) 803-364-4444 (R) 803-345-1212

Barnett, Ben Lincoln – FE, FL 1986, PM 1988, FE 1990, SC: 1987 Charleston-Bethel Associate, 1989 Bath-Clearwater, 1993 India Hook. 1999 First, Easley, 2003 First, Conway, 2006 Pendleton. PO Box 646, Pendleton 29670 (O) 864-646-3355 (R) 864-646-3908 (F) 864-646-9400

Barnett, Debra Malcom – FL, OPE 2010, FL 2011, SC: 2010 Bethany, Summerville Associate, 2011 Hendersonville Charge. 7163 Hendersonville Hwy, Walterboro 29488 (O) 873-844-2148 (R) same

Barr, Willie Joe (W.J.) – RL, FL, R 2000, SC: 1974 Mullins Circuit, 1984 Lake City Circuit, 1988 Lamar-Ebenezer Charge, 2000 Retired. (RSY) Mt. Zion. PO Box 365, Florence 29503-0365 (R) 843-667-4487

a **Barrett, Charles David** – RE, OT 1956, FE 1963, R 1998 SC: 1954 Rock Hill Circuit, 1955 Rock Hill-Epworth, 1956 In School, NY: 1962, 1963 Catawba-Van Wyck, 1966 Prof.-Wofford College. 1998 Retired. 424 Thorn Meadow Lane, Boiling Springs 29316-6851 (O) 864-578-1498 (R) 864-578-1498

a **Barrett, Mary Elise Erikson (Elise)** – FE, FL 2004, PE 2005, FE 2010, SC: 2004 Associate, Central, Florence, 06/13/2007 Family Leave. 3208 Hempstead Court, Charleston 29414 (R) 843-766-4310

a **Barrett, Robert Christopher (Chris)** – FE, FL 2001, PE 2003, FE 2006, SC: 2001 Blacksburg Charge, 2004 Associate, Manning, 2007 St. Andrews Parish. 3225 Ashley River Road, Charleston 29414 (O) 843-766-1080 (R) 843-766-4310 (F) 843-766-4023

Barwick, Kenneth William – FE, OT 1980, FE 1985, SC: 1980 In School, 1981 St. John-St. Luke, 1983 Mt Hebron-Minister of Counseling. 3050 Leaphart Road, West Columbia 29169-3000 (O) 803-791-0495 (R) 803-796-2863 (F) 803-794-8268

Batson, Dan Lindsay – FE, PM 1985, FE 1988, SC: SP 1983 Homeland Park-John Wesley, 1987 Sandy Springs-Zion, 1994 Duncan Memorial-St. Mark, 1998 Broad Street, 2003 First, Lancaster, 2010 St. John's, Anderson. 515 S. McDuffie Street, Anderson 29624 (O) 864-224-6563 (F) 864-224-8330

Bauknight, David Derrick – FE, PM, PM 1990, FE 1994, SC: 1988 SP Greeleyville-Lane, 1990 Harmony-King's Chapel, 1992 Wagener, 1997 Emory/Nazareth, 2000 First, Loris, 2003 St. Andrew, Easley, 2006 Edgefield. PO Box 25, Edgefield 29824 (O) 803-637-6163 (R) 803-834-8571

Bauknight, John Michael – FE, OT 1970, FE 1974, SC: 1970 Kinards, 1975 Rehoboth-Bethel, 1979 Saluda-Butler Circuit, 1985 Hemingway-First, 1988 Chester-Wesley Memorial-Bethlehem, 1990 Heath Springs, 1995 Turbeville, 1999 Aynor, 2003 Friendship, Rock Hill, 2007 Leesville, 2008 Lewis Chapel-Zoar. 1515 Plowden Mill Road, Sumter 29153 (O) 803-435-8100 (R) 803-495-4346

a **Beckom, Terry Martin** – RE, OT 1977, FE 1980, R 2004, SC: 1975 Seneca-Ann Hope, 1983 Iva-Bethel, 1988 Pine Grove-Epworth, 2004 Retired. 2713 Cunningham Court, Darlington 29532 (R) 843-395-2572

a **Bedenbaugh, Eugene Holland (Gene)** – RE, OT 1966, FE 1970, R 2000, SC: 1966 Greenville-Trinity-Min Ed., 1981 Sabbatical, 1982 Northside-Berea Friendship Min Ed., 1983 Laurens Road, 2000 Retired 1005 Trescott Lane, Easley 29642 (R) 864-850-7777

a **Belangia, Washington Webster (Wash) IV** – RE, AM 1984, PM 1987, FE 1989, R 2008, SC: 1979 Grover, 1984 Emory-Nazareth, 1989 Bethel, 1992 Francis Asbury, 1996 Charleston-Trinity, 1997 LOA, 2000 St. George, 2008 Retired, 01/01/09 Main Street, Bamberg (RSY). 210 Main Street, Reevesville 29471 (R) 843-563-4659

Belangia, Washington Webster (Webb) V – FE, PM 1989, SP, FE 1993, SC: 1987 Troy, 1991 Mt. Pleasant, 1997 Gramling, 2004 Trinity, Bamberg, 2010 Aldersgate. 211 Alice Drive, Sumter 29150-3809 (O) 803-775-1602 (R) 803-418-0593 (F) 803-773-6380

Bell, John Melvin – FL, SY 2001, PL 2002, FL 2008, SC: 2001 Shiloh, Sandy Run, 2004 Kingstreet Circuit, 2008 New Zion, 2010 Pine Grove-Epworth. 2635 South Center Road, Timmonsville 29161-8085 (O) 843-395-0489 (R) 843-393-2713

a **Bell, Lorenza II** – PL, PL 2011, SC: 2011 Greenwood-Ninety Six Charge. 305 Augusta Ave., Greenwood 29646 (R) 843-875-4995

Bell, Michael Craig (Mickey) – RE, OT 1968, FE 1971, R 2007, SC: 1968 In School, 1971 Hemingway Circuit, 1974 Rock Hill-Sharon, 1977 Pinopolis Charge, 1981 Trinity, 1985 Washington Street Associate, 1988 Kings Mountain Chapel-St. Paul, 1990 St. John-Dalzell, 1994 Main Street, Dillon, 1999 Main Street, Columbia, 2002 Kingstree, 2005 Trinity, Darlington, 2007 Retired, 2007 Pinewood (RSY). 212 Treyburn Circle, Irmo 29063 (O) 803-452-5737 (R) 803-407-0460

a **Bennett, Hazel Correll** – RD, DM 1992, FD 1997, R 1997, SC: 1992 Dir. Christian Education, Inman UMC, 1992-1997 Adjunct Instructor of Religion, Spartanburg Methodist College. 1997 Retired. 1110 Marshall Road, Greenwood 29646-4216 (O) 864-227-7423 (R) 864-227-7423

a **Bennett, James Thomas (Jim) III** – RL, 09/30/2004 Retired N GA, RL 10/20/2006, SC: Charles Wesley, Aiken, 2011 St. John's, Aiken, Associate (RL)(1/2 time) 4257 Charleston Hwy, Windsor 29856 (O) 803-648-1160 (R) 803-643-0234 (F) 803-643-0233

Bennett, Traci Smith – FD, PD 2005, FD 2008, SC: 2005 Director of Christian Education and Family Life Ministries, Cannon's Camp Ground, 01/10/2008 Piedmont Hospice Chaplain. 3300 Cannon's Campground Road, Spartanburg 29307-4457 (O) 864-721-2900 (R) 864-680-6898 (F) 864-721-2901

Benson, Carleathea Major (Lea) – PL, PL 2007, SC: 2007 Williamston Charge, 2010 Fairfield. 1201 Royal Summit Drive, Seneca 29678-1326 (O) 864-656-5853 (R) 864-653-9213 (F) 864-653-9213

Bentley, Marsha Rhodes – FD, FD 1999, SC: 1998 Belin Memorial, Dir. of Music, 01/01/02 Minister of Worship and Music, Highland Park, 2008 Leave of Absence Voluntary, 07/01/08 Woodland, Minister of Music. 110 Woodbury Circle, Taylors 29687 (R) 864-268-2877

Bentley, Ronald Eugene (Ron) – FD, FD 1998, SC: 1995 First UMC, Conway, Director of Program, 1999 Belin Memorial, Director of Youth/Program, 2000 St. George, Minister of Education and Youth, 06/04/01 Carteret Street, Minister of Education, Youth and Children, 03/25/02 LOA, 2002 Macedonia, Mullins (3/4), Parish Minister, 01/01/2007 Macedonia, Mullins, Parish Minister, 04/08/07 First Church, Easley, Minister of Programs. PO Box 582, Easley 29641 (O) 864-859-4584 (R) 864-616-0054 (F) 864-859-4588

Benton, Douglas Odel – OA, SC: 2011 Rehoboth, Columbia. 6911 Two Notch Road, Columbia 29223 (O) 803-788-2220 (R) 803-788-5345 (F) 803-419-3597

Berntson, Peter Kent (Pete) – FL, FL 2004, SC: 2004 Associate, Covenant, 2007 Advent, Simpsonville, Associate, 2011 Church of the Palms. 926 Summerlake Circle, Apt #105, Ridgeland 29936 (O) 843-379-1888 (R) 843-645-6386 (F) 843-379-1889

a **Bessent-Price, Laura Lisa –** PL, PL 2011, SC: 2011 Faith, Greer. 201 Williamsburg Way, Easley 29642 (O) 864-420-9465 (R) 864-295-9581

Best, Kay Adams – FE, OT 1980, FE 1984, SC: 1980 In School, 1982 Laurens Charge, 1984 Rowesville Parish, 1987 St. James, 1991 Charleston-Old Bethel, 1998 Good Hope-Wesley Chapel, 2000 Emmanuel, 2002 Orangeburg Parish, 2010 Elijah. 305 Boone Street, Kingstree 29556 (O) 843-382-9615 (R) 843-401-4004

Bickley, Hugh Johnson – RE, OT 1964, FE 1966, R 2001, SC: 1960 Clinton-Lydia-Sandy Springs, 1962 Clearwater-Carolina Heights, 1965 Bells, 1967 Division of Chaplains, Dept. of Ministry and Pastoral Care, Moncrief Army Hospital, Fort Jackson, 1990 Suber Marshall Memorial, 1997 St. James, 2001 Retired, 01/01/2003 Trinity, Newberry (RSY), 2004 Trinity-New Chapel Charge (RSY). 1160 Trinity Church Road, Newberry 29108 (O) 803 276-1245 (R) 803 772-7482

Bigelow, Archie Rufus Jr. – RE, OT 1959, FE 1962, R 1997, SC: 1957 Rock Hill Circuit, 1959 In School, 1961 Bogansville, 1965 Timmonsville-Salem, 1969 Landrum, 1972 Christ-Gravely, 1977 Gravely Memorial, 1978 Fair Lawn, 1982 St. Matthews-St. Paul, 1988 Lancaster-First, 1990 St. George, 1995 Mullins-Macedonia, 1997 Retired. 313 Kirkstone Road, Irmo 29063-2307 (R) 803-732-5289

Bines, Lee Curtis – FE, OT 1971, FE 1974, SC: 1971 Aiken-Wesley, 1972 West Camden, 1977 In School, 1987 Rock Hill Coop. Parish, 1992 St. John-Wesley Chapel, 1994 Emmanuel, 1997 Wesley, 2002 Mount Zion, Kingstree, Wesley, Pinopolis. PO Box 775, Moncks Corner 29461 (O) 843-761-8612 (R) 843-899-4220 (F) 843-761-8577

Bingham, Michael Scott – FE, SP 1998, PE 2001, FE 2004, SC: 1998 Harmony, 2002 Wesley Memorial, Columbia, 2010 Pond Branch. 1913 Pond Branch Road, Gilbert 29054 (O) 803-657-5481 (R) 803-657-5417 (F) 803-657-6817

Binion, Clifford A. – PL, PL 2011, SC: 2011 Vaucluse-Pentecost. PO Box 19, Vaucluse 29850 (R) 803-641-7213

a **Blackmon, Charles Martin** – RE, OT 1951, FE 1953, R 1977, N IN 1950: SLP, 1963 S IN, SC: 1966 North Augusta-Grace Associate, 1967 Buncombe Street Associate, 1969 Sabbatical, 1970 LOA, 1975 SC Employment Service, 1977 Retired. 745 Dilworth Lane, Apt. 135, Rock Hill 29732 (R) 803-324-2099

Blackwelder, Joe Lee – FE, SP 1992, PM 1993, FE 1996 SC: 1992 Troy, 1996 Fews Chapel-Jackson Grove. 1999 Zion, 2005 Windsor, 2007 Trinity, Darlington, 2010 Kingstree. 510 N. Longstreet Street, Kingstree 29556 (O) 843-355-6391 (R) 843-355-9348 (F) 843-355-9552

a **Blackwell, Theodore Edward (Ted)** – RL, PL 1996, RL 2004, SC: 1996 Lebanon Charge, 2004 Retired. PO Box 1496, Hollywood 29449-1496 (R) 843-889-6981

Blair, William Danford (Dan) – FE, FL 2005, PE 2006, FE 2009, SC: 2005 Pisgah-Oak Hill, 2010 Church of the Covenant. 9020 Asheville Highway, Spartanburg 29316 (O) 864-578-6717 (R) 864-578-0405 (F) 864-599-0609

a **Blocker, Riddick Richard Jr.** – RE, OT 1956, FE 1958, R 1993, SC: 1956 In School, 1958 Columbia-Main Street Associate, 1959 Sharon Circuit, 1961 Ben Avon, 1967 Greenville-Aldersgate, 1970 Greer Memorial, 1975 Conway-Trinity, 1977 Cherokee Place, 1984 Hibben, 1988 Greenwood-St. Mark, 1989 Cheraw-First, 1993 Retired. 220 Confederate Circle, Charleston 29407-7429 (R) 843-571-3477

a **Boatwright, Donald Wayne (Bud) Sr.** – RE, PL 1989, SP 1992, 1995 PM, FE 1998, R 2009, SC: 1989 West Darlington, 1992 Ruby 1993 West Kershaw, 1997 Union, 1999 Bethlehem/Prospect, 2004 Pine Grove-Epworth, 2006 First, Winnsboro, 2009 Retired. PO Box 253, Jefferson 29718 (O) 843-658-6102 (R) 843-658-6102

Bobo, Kenneth Gordon (Ken) – RE, OT 1961, FE 1963, R 2002, SC: 1956 Rock Hill Circuit, 1957 Pacolet Circuit Associate, 1959 Scranton, 1960 Chiquola-Donalds, 1963 Pisgah-Pine Grove, 1966 Greeleyville-Lane, 1967 Arrington-Poe, 1971 Fairview-St. Paul, 1978 Chester-Wesley Memorial, 1980 Greer-Zoar, 1984 Cannon's Campground, 1994 Hartsville DS, 2002 Retired, 02/17/09 Montgomery Memorial (RSY). 400 Wedgewood Drive, Spartanburg 29316-9332 (O) 864-578-6751 (R) 864-578-6751

Bolin, John Patrick – FE, SP 1995, FL 1998, PM 2000, FE 2002, SC: 1995 Fincher (N.GA.), 1998 Estill-Black Swamp, 2000 Fairfield Circuit, 2005 Jefferson, 2009 Turbeville. 1062 Diles Bay Road, Turbeville 29162 (O) 843-659-2469 (R) 843-659-2469

a **Boone, John Deleon Jr.** – RE, OT 1950, FE 1953, R 1990, SC: 1947 North Charleston-St. Jude, 1948 North Charleston-St.

James, 1952 In School, 1955 Jedburg, 1959 Pinopolis, 1964 Charleston-Wesley, 1972 Cumberland, 1976 Anderson DS, 1979 Orangeburg-Trinity, 1983 New Francis Brown-Enoch Chapel, 1990 Retired. 1993 (RSY) Centenary. 1840 Carriage Lane Apt 269-I, Charleston 29407-6025 (R) 843-571-2798

Boozer, Audrey – FE, SP 2003, BQ 20 2005, PE 2007, FE 2010, SC: 2003 Thompson Centennial-Bethlehem, 2005 Not appointed, 2007 New Beginnings Mission Congregation, 2009 Fisher Chapel-St. Stephen, 2010 Oro. 249 Carley Circle, Jefferson 29718 (O) 843-672-2319 (R) 843-658-6332

Borom, William Robert (Bob) – RE, OT 1963, FE 1965, R 2005, S GA: 1963 PM, SC: 1977 Columbia-Main Street Associate, 1979 Ashland, 1991 Spartanburg-Central, 1995 Bethel Charleston, 2000 Virginia Wingard, 2005 Retired. 220 E. Nottingham Road, Columbia 29210 (R) 803-750-7379

a **Boshell, Donald Clifford (Don)** – FL, OF 2009, FL 2011, SC: 2009 Blacksburg Charge. P O Box 703, Blacksburg 29702 (O) 864-839-2466 (R) 864-839-6067

Bostrom, Katherine Halsey – FE, OT 1979, FE 1986, Minnesota, FE 2011, SC: 1988 Asbury Charge, 1991 Spartanburg-St. Paul, 12/01/91 LOA, 1992 CPE Spartanburg Regional Medical Center 1993 Buford Parish-Bethel, 1994 Lynnwood, 1996 Rock Hill-Antioch, 2000 New Zion-Smyrna, 2001 Bethesda, Great Falls, 2006 Grover Charge, 09/01/07 Family Leave, 2011 Leave of Absence. PO Box 456, McCormick 29835 (R) 864-443-2845

Bostrom, Philip Loren – FE, OT 1973, FE 1976 Minnesota, SC: 1988 Lockhart-Wesley Chapel, 1993 Buford Parish-Tabernacle, 1996 Rock Hill-Bethel, 1998 St. Paul-Clover, 2001 Kershaw Charge, 2006 First Church, Harleyville, 2009 Plum Branch Charge. PO Box 456, McCormick 29835 (R) 864-443-2845

Bowers, Michael Esley (Mike) – FE, OT 1977, FE 1980, SC: 1977 In School, 1979 Eutawville, 1981 Lake View Charge, 1982 Spartanburg Methodist College, Director of Gift Planning, 1/1/2010 Jacksons Grove (3/4 time). 170 Galloway Road, Wellford 29385 (O) 864-316-1784 (R) 864-439-0020

Bowers, Randall Eugene (Randy) – FL, PL 2004, SC: 2004 Dalzell, 2007 Cayce, Associate, 2009 Summerton. PO Box 35, Summerton 29148-0035 (O) 803-485-6865 (R) 803-485-2293 (F) 803-485-7005

Bowling, Douglas Arthur (Doug) – RE, OT 1966, FE 1969, R 2007, SC: 1963 Campobello-Liberty, 1964 Golightly-Tabernacle, 1965 Golightly-Hebron, 1967 Spartanburg Jr. College, 1968 Ben Avon, 1971 Ben Avon-Fairmont, 1972 Midland Park, 1977 Conway-Trinity, 1985 Washington Street, 1992 St. Andrew-by-the-Sea, 2001 Buncombe Street, 2007 Retired. 203 Hammetts Glen Way, Greer 29650 (R) 864-968-9405

Bowling, Ralph Truman Jr. – RE, OT 1973, FE 1976, R 2004, SC: 1960 Lamar Circuit, 1963 Homeland Park-John Wesley, 1966 Chicopee Circuit, 1968 Rembert, 1970 Twitty-Wesley Memorial, 1972 West Kershaw, 1974 Anderson-Trinity Associate, 1976 Travelers Rest, 1980 Charleston-Epworth, 1983 Ben Avon-Glendale, 1988 Emma Gray, 1989 Bluffton-St. Luke, 1993 Wayne, 1996 Conway-Centenary, 1997 First UMC, Startex, 2001 Duncan Acres, 2004 Retired, 2004 Rock Springs (RSY), 2006 Starr Charge (RSY). 515 Richland Creek Road, Anderson 29626 (R) 864-328-3280

Bowling, Ralph Truman III – FE, OE, Transferred from South Georgia 2004, SC: 2002 Armenia, 2005 North-Limestone, 2009 Cokesbury-Hodges. PO Box 236, Hodges 29653 (O) 864-374-3510 (R) 864-374-7400

a **Bowman, Charles Lee** – FL, PL 1997, SP 2001, FL 2005, SC: 1997 Mt. Beulah-New Hope, 2002 Salem, Pageland, 07/01/2008 Incapacity Leave. 5510 Gilboa Road, Marshville NC 28103 (R) 704-624-5393

Bowman, Thomas Jesse Sr. – FE, PM 1979, FE 1983, SC: 1977 Oswego Circuit, 1979 In School, 1982 Oswego Circuit, 1985 St. John-Wesley Chapel, 1992 St. Mark-St. Matthew, 2008 Francis Burns. 5616 Farrow Road, Columbia 29203 (O) 803-754-1760 (R) 803-708-2495 (F) 803-691-4540

Bowman, Timothy Jacob – FE, PM 1984, FE 1986, SC: 1982 Canaan-Sand Hill, 1997 Edisto Fork Parish. 2001 West Camden Charge, 2006 Old Bethel. 222 Calhoun Street, Charleston 29401 (O) 843-722-3470 (R) 843-958-9804 (F) 843-722-0556

Bowser, William Henry Dawsey Jr. – FE, PL 1984, AM 1997, FE 2000 SC: 1984 Dorchester Parish, 1997 Wesley-Aiken, 2007 Lake City Circuit. 543 Laurel Street, Lake City 29560 (R) 843-394-1263

Boyd, Ollie Mae – PL, PL 2011, SC: 06/01/2011 Ebenezer-Rizer's Chapel. 187 Boyd Road, Rowesville 29133 (R) 803-531-4056

Boyer, Patricia Diane – PL, PL 2010, SC: 2010 Lebanon, Fork Shoals. 11 Bynum Street, Greenville 29605 (R) 864-295-0983

Bozardt, Delphine Anita – RE, FL 1998, PM 1999, FE 2006, R 2011, SC: 1998 Waterloo-Soule Chapel, 2003 Epworth-Springdale, 2005 Sardis-Unity, 2006 Kershaw Charge, 2011 Retired. 1448 Troupe St., Augusta GA 30904

Bradley, Daniel Senn (Dan) – RE, OT 1971, FE 1975, R 2011, SC: 1971 In School, 1973 Bailey Memorial-Sandy Springs, 1979 Abbeville-Grace-Bethel, 1983 Red Bank, 1989 Bethany-Zoar, 1997 Leesville, 2005 Mt. Holly, 2011 Retired. 122 Alice Page Road, Waterloo 29384 (R) 864-677-4375

a **Bradley, James Monroe Jr.** – RE, OT 1955, FE 1958, R 1997, SC: 1955 In School, 1957 Beaufort-Wesley, 1959 West Camden, 1961 Wesley, Cheraw, 1962 Silver Hill-Asbury, Pacolet, 1964 Orangeburg DS, 1970 Emmanuel, Sumter, 1974 Trinity, Orangeburg, 1979 Wesley, Charleston, 1988 St. Mark-St. Matthew, 1992 St. James, York, 1997 Retired. 201 Cameron Lane, Florence 29506 (R) 843-662-0867

a **Bragdon, Dannye Olin** – RE, OT 1968, FE 1971, R 2006, SC: 1968 In School, 1970 Kingstree Circuit, 1972 Spartanburg-Bethel Associate, 1975 Summerton, 1978 Florence-Pisgah, 1983 Florence-Central Associate, 1993 Executive Director, Methodist Manor of the Pee Dee, 1999 Surfside, Associate, 2002 Latta-Mount Andrew, 2006 Retired. 3148 Rutledge Manor Drive, Florence 29501 (R) 843-678-9850

a **Branan, Roger Leo Jr.** – RE, OT 1953, FE 1955, R 1996. SC: 1952 Fairview, 1953 In School, 1953 Fairview, 1954 Starr, 1958 Toxaway, 1959 Gray Court, 1960 Edisto, 1962 Bluffton, 1966 Chap Training SC State Hospital, 1967 McClenny State Hospital, 1982 Northeast Florida State Hospital, 1996 Retired. 8954 Needlepoint Place, Jacksonville FL 32244-7474 (R) 904-317-2755

Branch, Charles Samuel Sr – RE, 1989 FL, 1992 PM, FE 1997 R 2010, SC: 1989 Ehrhardt Circuit, 1992 Greenwood-Ninety Six, 1993 Bennettsville Circuit, 1995 Discontinued, 1996 Centenary, 1998 New Hope-St. Paul, 2001 Spartanburg Cooperative Parish, 2004 Mount Beulah, 2007 Jefferson Parish, 2009 Harleyville Parish, 2010 Retired. 501 Green Lake Drive, Hopkins 29061

Branyon, Sarah Wiggins – PD, SP 2001, BQ 20 2005, PD 2009, SC: 2001 Buckville Circuit, 2005 Not appointed, 2009 Trinity, Conway, Associate (1/2). 7901 Old Reeves Ferry Road, Conway 29526 (O) 843-248-2194 (R) 843-222-4835

Bratton, Amy Dill – FE, FL 2005, PE 2006, FE 2009, SC: 2005 Bethel-Ruhamah, 2009 Emma Gray. 345 Edgewood Circle, Woodruff 29388 (O) 864-476-8395 (R) 864-476-8258

Bratton, Laura Ramsey – PE, PE 2010, SC: 2010 Cleveland Clinic CPE, 2011 Laurens Road. 212 Pimlico Road, Greenville 29607 (O) 609-921-8300 (R) 864-430-9998

Bratton, Scott Meade – FE, PE 2007, FE 2010, SC: 2007 Trinity, Blythewood, Associate. PO Box 864, Blythewood 29016 (O) 803-786-1637 (R) 803-708-2379 (F) 803-786-6252

Brewer, Jones Lester (Jonesy) – FL, SY, FL 2002, SC: 1998 Chiquola-Donalds, 2007 Ben Avon-Roebuck. 236 Upper Beaver Creek Drive, Moore 29369 (O) 864-582-2032 (R) 864-576-1869

Brewer, Ronald Lemuel – PL, PL 2008, SC: 2010 Dorchester Circuit. 1722 Cypress Campground Road, Ridgeville 29472 (O) 843-563-2467 (R) 843-688-6161

Bright, Doris Regina – FL, PL 2009, FL 2011, SC: 2009 Beaufort Circuit, 2011 Emmanuel-Mt. Zion. 1210 Collingwood Drive, Sumter 29154 (R) 803-938-5472

a **Brinson, Barry Franklin Sr.** – RL, PL 2001, R 12/31/2008, SC: 2001 Target/Gerizim, 12/31/08 Retired. 5667 Plantation Road, Hollywood 29449 (R) 843-889-9437

Brisbon, David Alfred – RE, PL 1985, FL 1994, AM 1995, PM 1997, FE 1999, R 2006, SC: 1985 Washington-Ladson, 1994 Greater St. Paul, 2006 Retired, 05/01/09 New Light (RSY). 1201 Tiffany Lane, Unit 1-H, Myrtle Beach 29577 (R) 843-729-7397

Britt, William Donald (Don) – RE, OT 1964, FE 1969, R 2005, SC: 1963 Tranquil-Center, 1966 In School, 1968 Surfside Beach, 1970 Marion-First Associate, 1973 Nichols-Floyd, 1977 Church of the Covenant, 1985 Charleston-Trinity, 1992 St. Paul, 1997 Trenholm Road, 2005 Retired, 2005 Faith, Lexington (RSY). 5151 Sunset Blvd, Lexington 29072 (O) 803-356-5585 (R) 803-782-9877 (F) 803-356-5585

a **Brittain, Thomas Nesmer (Tom)** – RE, OT 1951, FE 1953, R 1990, N GA: 1949 SP, SC: 1951 Swansea, 1956 Orangeburg-St. Andrews, 1960 Triune, 1963 Gaffney-Buford Street, 1966 Conway-First, 1971 Spartanburg-Trinity, 1975 Trinity, 1977 Myrtle Beach First, 1985 Charleston DS, 1989 V.P. Epworth Children's Home, 1990 Retired, 02/08/2003 First, Conway (RSY). 3921 Camellia Drive, Myrtle Beach 29577-0808 (O) 843-448-1590 (R) 843-448-1590

a **Brock, Katherine Amanda (Katie)** – PD, PD 2011, SC: 2011 Transitional Leave. 216 Midway Drive, Spartanburg 29301 (O) 864-576-2920 (R) 864-576-2920

Brooks, Boyce Franklin – RE, OT 1983, FE 1985, R 2001, SC: 1983 McBee Charge, 1985 Ann Hope, 1990 Centenary, 1992 Ben Avon-Glendale, 1995 Whitmire, 2001 Retired. 228 Ivy Link Road, Leesville 29070-9577 (R) 803-532-9490

Broomall, Richard Alan (Dick) – FE, SY, SP 2000, PE 2002, FE 2005, SC: 1999 Pinewood, 2004 Pinopolis, 2010 Grace. 1601 Sam Rittenburg Blvd, Charleston 29407 (O) 843-766-1621 (R) 843-(F) 843-766-0406

a **Brown, Barry Lewis** – RE, PM 1986, FE 1988, R 2008, SC: 1986 Florence-Liberty-Friendship, 1988 Epting Memorial, 1995 Edgefield, 1999 LOA, 2000 Grover Charge, 2001 Bethel-Ebenezer, 2006 Bramlett-Owings, 2008 Retired. 98 Old Plantation Road, Travelers Rest 29690

Brown, Billy Bowman – RE, OT 1955, FE 1958, R 1981, SC: 1954 Liberty, 1955 Tatum-Hebron, 1957 Aynor, 1960 In School, 1964 Little River Circuit, 1965 Nichols-Floyds, 1967 CCOM Staff, 1972 Dir-Clemson Wesley Foundation, 1981 Retired. 154 Oak Springs Drive, Greer 29651

Brown, David Arthur – FE, PM 1984, FE 1985, Troy Conf., SC: 1988 Waterloo-Soule Chapel, 1991 Jonesville-New Hope, 1996 Duncan Acres, 2001 Hopewell, 2003 Aldersgate, Inman, 2007 Shiloh Station, 2010 Berea Friendship. 5 Anacoca Lane, Greenville 29611 (O) 864-246-4611 (R) 864-552-1924

Brown, Donald Ralph (Don) – FD, FD 1998, SC: Washington Street, 1999 First Lancaster, Minister of Christian Education, 2008 Fair Lawn (FD/FL). 9203 Wilson Blvd, Columbia 29203 (O) 803-754-2070 (R) 803-708-1717 (F) 803-754-5462

a **Brown, Joe Kirkpatrick** – RE, OT 1953, FE 1956, R 1997, SC: 1953 In School, 1954 Chester Circuit, 1959 Greenwood-Tranquil, 1963 Pendleton, 1967 Victor, 1968 Sabbatical, 1969 Tri-County Tech, 1970 Dir-Wesley Foundation-Clemson, 1972 Spartanburg Methodist College-Director of Special Programs, 1992 Sardis, 1995 Arcadia-Saxon, 1997 Retired. 433 Blackwood Drive, Spartanburg 29307-3016 (O) 864-579-0665 (R) 864-579-0665

Brown, Jonathan Jr. – RA, PL 1982, AM 1995, R 2010, SC: 1982 Bishopville Circuit, Mt. Zion-St. Mark, 1999 Elijah, 2010 Retired. 315 Durant Drive, Lake City 29560-3217 (R) 843-394-8687

a **Brown, Larry Richard** – RL, SY, FL 1999, R 2010, SC: 1998 New Market, 2001 Bethel/Sandy Grove, 2005 Scranton, 2008 Pine Grove-Epworth, 2010 Retired. 1852 Palomino Circle, Sumter 29154-9024 (R) 803-481-8807

Brown, Leatha Williams – FE, FL 2003, PE 2004, FE 2007, SC: Rowesville Parish, 2006 Francis Burns Associate, 2008 Bluff Road. PO Box 90684, Columbia 29209 (O) 803-776-8977 (R) 803-234-4733 (F) 803-776-8997

Brown, Major III – FE, PM 1987, FE 1990, SC: 1986 Pickens Charge, 1988 Bennettsville Circuit, 1993 Central Circuit, 1994 Summerville Parish, 1999 Joshua, 2006 Walterboro Parish. 2790 River Road, Johns Island 29455 (O) 843-893-2510 or 893 -2759 (R) 843-278-5663

Brown, Matthew Conniel – RE, OT 1960, FE 1970, R 1999, SC: 1963 St. Philip-Emmanuel, 1965 Mars Bluff, 1966 Syracuse, 1969 Alcot, 1970 Bennettsville Circuit, 1973 Kingstree East, 1980 North Sumter, 1986 Mars Bluff, 1989 Faith, 1994 Disability Leave, 1999 Retired. 415 S Morris Street, Lake City 29560-3233 (R) 843-394-2127

Brown, Norman Aaron – FE, PM 1982, FE 1986, SC: 1980 North Orangeburg Charge, 1980 Asbury-Clio, 1982 Bennettsville Circuit, 1984 Seneca Circuit, 1986 Silver Hill, 1990 West Camden Charge, 2001 John Wesley, 2004 New Light. 2810 Neeses Highway, Orangeburg 29115 (O) 803-536-4647 (R) 803-534-8261

Brown, Steven Lee – FE, 1993 PM, FE 1995, SC: 1993 Florence-Central, Associate, 1997 Cornerstone, 2002 Trinity, North Myrtle Beach. 706 14th Avenue South, N. Myrtle Beach 29582-3828 (O) 843-272-5236 (R) 843-272-6079 (F) 843-272-0926

a **Brown, Will Rogers** – RE, OT 1967, FE 1970, R 2007, SC: 1967 In School, 1969 Jonesville, 1973 Woodruff-Grace Patterson, 1978 Duncan Memorial, 1984 Gramling, 1989 Hickory Grove Charge, 1994 Chester-Bethel, 1999 Main Street Dillon, 2003 St. Andrews, Orangeburg, 2007 Retired. 111 Elberta St, Inman 29349 (O) 864-472-3765 (R) 864-472-3765

Bruce, William Michael – FE, OT 1978, FE 1981, SC: 1978 In School, 1979 Conway-Waccamaw Circuit, 1982 Centenary, 1985 Quinby, 1993 New Ellenton-St. Paul, 03/15/99 St. Mark, Charleston, 2003 Highland Park, 2007 Aldersgate, Greenville. 7 Shannon Drive, Greenville 29615 (O) 864-244-1820 (R) 864-609-5043 (F) 864-244-9701

Brum, Sonia Ely – FE, OE 01/01/04, FE 2006, SC: 01/01/04 Coordinator of Hispanic Ministry, 2006 Connectional Ministries Congregational Specialist and Hispanic Coordinator. 4908 Colonial Drive, Columbia 29203 (O) 803-786-9486 (R) 803-781-4260

Brunson, Ashley Carlyle – RE, AM 1979, FE 2000 R 2006, SC: 1972 Berkeley Circuit, 1975 Smoaks Charge, 1981 Troy, 1985 Asbury Charge, 1990 Main Street-Pine Grove, 1995 Aldersgate-Inman, 1998 St. Paul-Ridgeland, 2002 Zion, Lancaster, 2006 Retired. 7746 Bloomville Road, Manning 29102 (R) 803-473-8966

Bryant, T. Lee Jr. – FE, OT 1977, FE 1979, SC: 1969 Carlisle-St. John, 1977 Charleston-Bethel Associate, 1979 Chester Circuit, 1981 Fort Lawn Charge, 1983 Charleston-Epworth, 1989 Abbeville-Main Street, 1994 St. Matthew, 1999 Woodland, 2003 Lyttleton Street, 2005 Trinity, Spartanburg, 2009 Moncks Corner. 200 North Live Oak Drive, Moncks Corner 29461 (O) 843-761-8547 (R) 843-899-2980 (F) 842-761-0941

Buchanan, Fred Vance Jr. – FE, FL 1993 SP, 1995, PM 1997, FE 1999, SC: 1993 North Easley Charge. 1998 Augusta Rd UMC, 2000 Church of the Good Shepherd, 2004 Bells-Smyrna, 2006 Rehoboth-Bethel, 2008 Indian Field, 2011 Epting Memorial-Lebanon Charge. 1421 O'Neal Street, Newberry, 29108 (O) 803-276-5970 (R) 803-276-0218 (F) 803-944-9370

a **Buff, Leonard Hobson (L H) Jr.** – RE, OT 1957, FE 1960, R 1996. SC: 1957 In School, 1958 Clemson, 1963 Dir-Youth Wk-Bd Educ., 1967 In School, 1971 Spartanburg Methodist College, 1996 Retired. 2 Country Road, Spartanburg 29301 (O) 864-576-7810

a **Buie, Franklin Burgess** – RE, OT 1963, FE 1967, R 1999, SC: 1963 In School, 1966 Gilbert, 1967 Greenwood-Main Street Associate, 1971 Homeland Park-John Wesley, 1974 Latimer Memorial, 1977 Columbia-St. John-St. Luke, 1979 Columbia-Windsor, 1983 Columbia-Greene Street, 1989 Mt. Horeb, 1994 Mill Creek, 1998 St. Paul-Saluda, 1999 Retired. 209 Jabay Drive, Columbia 29229-4348 (R) 803-865-2121

Burbage, Daniel Seay – FE, PL 01/01/07, PE 2008, FE 2010, SC: 01/01/07 St. Mark, Columbia. 2910 Columbia Avenue, Columbia 29201 (O) 803-479-2671 (R) 803-765-0738

Burden, Bryant Allan – FL, SP 2008, LP20 2009, SC: 2008 St. Matthews Charge, 2010 Pisgah-Oak Hill. 10495 Augusta Road, Pelzer 29669 (O) 864-992-3866 (R) 864-243-5620

Burke, William Martin – PL, PL 2004, SC: 2004 Berkeley Circuit. 630 Emily Lane, Cordesville 29434 (R) 843-336-3994

a **Burr, Kenneth Campbell Sr** – PL, SY, PL 2011, SC: 2011 Smoaks Circuit. 1 Royal Fern Drive, Bluffton 29910 (R) 843-757-4775

a **Busch, George Powell** – RE, OT 1957, FE 1959, R 1974, SC: 1951 Henderson, 1953 Relcan, 1955 Hicks Memorial, 1956 Springfield, 1960 Gray Court-Trinity, 1964 Lovely Lane, 1967 Bethel, 1969 Columbia Main Street Associate, 1972 North Charleston Associate, 1973 Withdrawn, 1974 Retired. 955 Myrtle Court, Mount Pleasant 29464 (R) 843-884-3247

a **Bynum, Frank Bundy Jr.** – RE, OT 1958, FE 1960, R 1999, SC: 1958 Mt. Olivet-Pleasant Grove, 1962 Chesterfield-St. Paul, 1967 Charleston-St. Mark, 1973 St. George, 1978 Spartanburg-St. Paul, 1982 Orangeburg DS, 1985 LOA, 1986 Gilbert-Beulah, 1991 Winnsboro-First, 1999 Retired, 01/01/2006 First, Winnsboro (RSY). 307 Carlisle Avenue, Winnsboro 29180-1047 (R) 803-635-4257

Bynum, William Harleston (Bill) – FE, OD, PM 1997, FE 1999, SC: 1995 Trinity-Enoree, 2003 Trinity-Enoree-Patterson Chapel, 2007 Aldersgate, Inman, 2010 Ebenezer-Old Johnsonville. PO Box 188, Hemingway 29554-0188 (O) 843-558-3835 (R) 843-558-3082

Byrd, Gary Bruce – RE, OT 1969, FE 1966, R 2008, SC: 1966 In School, 1967 Panola, 1970 Columbia-Suber Marshall, 1972 Mill Creek-Suber Marshall, 1973 Columbia-St. James, 1978 Belvedere, 1983 St. Luke-Zion, 1987 Bethesda, 1997

Grace-Union, 2008 Retired, 2008 Lockhart-Wesley Chapel(RSY), 2010 Aldersgate, Inman (RSY). 690 Park Road, Inman 29349 (O) 864-576-0260 (R) 864-576-0260

Byrd, Lara Caulder – FE, FL 2004, PE 2005, FE 2008, SC: 2004, Associate, Carteret Street. 408 Carteret Street, Beaufort 29902 (O) 843-524-3841 (R) 843-252-7120 (F) 843-524-1699

Byrd, Thomas Clifton – FD, PD 2003, FD 2006, SC: 2003 Chaplain, Children's Healthcare of Atlanta, 2004 In School, 2006 Central, Newberry, Minister of Christian Education, 2011 Transitional Leave. PO Box 67, Newberry 29108 (O) 803-276-3903 (R) 803-276-7894 (F) 803-276-3905

Caldwell, Jack Austell – RL, LP 1976, R 1997, SC: 1976 St. Andrews, 1980 Johnsonville Circuit, 1983 Trenton, 1994 Christ, 1997 Retired, 1999 Liberty-Bethlehem (RL), 2006 El Bethel (RL). 4114 Shepard Road, Spartanburg 29301 (O) 864-583-3553 (R) 864-574-2527

Caldwell, Marvin LaMont Sr. – FE, PM 1999, PE 2001, FE 2003, SC: 1999 Brookgreen Charge, 2004 Clover Parish. PO Box 179, Clover 29710 (O) 803-222-4939 (R) 843-693-5675

a **Callahan, John Paul** – RE, OT 1964, FE 1968, R 2004, SC: 1964 In School, 1966 Goose Creek, 1969 Lodge, 1973 New Zion, 1977 Laurens-Central, 1981 Stephenson Memorial-Faith, 1984 Duncan, 1987 Arrington Memorial-Piedmont Park, 1989 Bethel-Poe, 1993 Bethel-Woodside, 1994 O'Neal Street, 1995 Zion-Beulah (Zion), 1997 Orrville-Anderson, 2003 Grace, Woodruff, 2004 Retired, 2004 Grace, Woodruff (RSY). 251 Edgewood Lane, Woodruff 29388 (O) 864-476-3393 (R) 864-476-3539

a **Campbell, James Charles** – RE, OT 1951, FE 1953, R 1979, MS: 1950 FLP, SC: 1953 In School, MS: 1953, SC: 1958 Stephenson Memorial, 1959 UM Comm., 1978 LOA, 1979 Retired. 10221 Chip Lane, New Port Richey FL 34654-2623 (O) 813-343-2552 (R) 813-347-6596

Campbell, Jimmy Taylor – RE, OT 1962, FE 1964,R 2006, SC: 1962 Seneca Circuit, 1964 Bethesda-Beulah, 1967 Woods Chapel, 1971 Fort Mill-Pleasant Hill, 1978 Greenville-Salem, 1979 Mullins-Macedonia, 1985 Hartsville-St. Luke, 1993 St. John's, 1998 Greenwood District Superintendent, 2006 Retired. 101 Shannon Street, Greenwood 29646 (O) 864-942-0414 (R) 864-942-0414

a **Canaday, DeArmond Emory** – RE, OT 1946, FE 1951, R 1986, SC: 1946 Bd. of Educ., 1947 In School, 1950 Poe-Piedmont, 1952 Fountain Inn, 1956 Greenville-Northside, 1960 Mullins-Macedonia, 1964 Cayce, 1969 Columbia-Wesley Memorial, 1974 North Charleston, 1977 Greenville DS, 1983 Lancaster-St. Luke, 1986 Retired. 4003 Tree House-Wesley Commons, Greenwood 29646 (R) 864-330-1341

a **Canine, David Wiscomb** – PL, PL 2010, SC: 2010 Olanta-Coward Associate. 194 Historic Lane, Pawleys Island 29585 (O) 843-396-4417 (R) 843-235-9304

Canine, Laura Louise – FE, PE 2007, FE 2010, SC: 2007 John Wesley, Associate. 626 Savannah Highway, Charleston 29407 (O) 843-766-5596 (R) 843-333-1147 (F) 843-766-9983

Cannion, James Ronald – FE, SP 1994, PM 2001, FE 2003. SC: 1994 Greeleyville Parish. 1998 South Greenville, 2001 Shiloh Charge, 09/21/04 Leave of Absence, 2006 New Life, 2009 Summerville Parish. 325 Marymeade Drive Apt. 913, Summerville 29483 (O) 843-875-3034 (R) 843-909-8914 (F) 843-875-7557

Cannon, Barry Webb – FE, PM, SP 1990, PM 1992, FE 1994, SC: Homeland Park-John Wesley, 1991 Seminary Student Erskine, 1992 Starr, 1994 West Anderson Charge, 1999 St. Mark, Greenville, 2003 Northside, Greenville, 2008 St. Andrew, Easley. 309 Pelzer Highway, Easley 29641 (O) 864-859-1567 (R) 864-859-7111 (F) 864-859-1388

Cannon, Carol Rexroad – FE, OT 1980, FE 1984, SC: 1980 In School, 1982 McBee Charge, 1983 Kingstree, 1985 LOA, 1986 Johnsonville, 1990 Whitmire, 1995 Tranquil, 1999 St. John's, Rock Hill Associate, 2000 Pond Branch, 2004 Brookland, 2010 Trinity, Bamberg. 4308 Faust Street, Bamberg 29003 (O) 803-245-4275 (R) 803-245-2591 (F) 803-245-4285

Cannon, Robert Tomlinson – FE, OT 1981, FE 1984, SC: 1981 In School, 1982 McBee-Union, 1983 Mt. Vernon, 1986 Johnsonville, 1990 Whitmire, 1995 Tranquil, 1999 Epworth, 2000 Pond Branch, 2004 Brookland (1/2), 2010 Trinity, Bamberg (1/2). 4308 Faust Street, Bamberg 29003 (O) 803-245-4275 (R) 803-245-2591 (F) 803-245-4285

Cantey, Lawrence Jr. – PL, PL 2003, SC: 2003 Mount Zion, Timmonsville, 2005 Mt. Zion, Bishopville. 2104 Chandler Avenue, Columbia 29210-6204 (O) 803-896-2732 (R) 803-798-2638

Cantrell, Andria Shores – PL, PL 2008. SC: 08/25/08 Brandon-Woodside, 10/01/08 Duncan-Brandon. 2 Middlecreek Way, Greenville 29607 (R) 864-329-1980

a **Cantwell, Walter Joseph** – PE, PE 2011, SC: 2011 Point Hope, Mt. Pleasant. 3404 Turgot Lane, Mt. Pleasant 29464 (O) 803-215-5501 (R) 803-215-5501

Carlisle, Robert Norman – RE, OT 1960, FE 1963, R 2002, SC: 1960 In School, 1961 Poe-Jackson, 1962 Mountain View, 1966 Gray Court-Trinity, 1970 Greer-Grace, 1975 Grace-Apalache, 1978 Gravely Memorial-Christ, 1981 Startex, 1988 Georgetown-Duncan Memorial, 1993 Trinity, Anderson, 2002 Retired. 200 Inland Drive, Anderson 29625 (R) 864-224-2450

a **Carlson, William Paul** – RE, OT 1959, FE 1961, R 1995, SC: 1959 In School, 1960 Cherokee Place Associate, 1961 Suber Marshall, 1964 Director-Adult Wk-Bd. Educ., 1967 In School, 1969 Columbia-Trenholm Road Associate, 1973 Trenholm Road Min. Counseling, 1995 Retired. 4 Lakecrest Drive, Columbia 29206-1371 (R) 803-790-4291

Carr, Kathy LaVerne – PL, FL 2007, PL 2009, SC: 2007 Main Street-Pine Grove, 2009 Soule Chapel. 161 Brownlee Drive, Waterloo 29384 (O) 843-535-2423 (R) 843-535-2423

Carter, James Bowen (Jim) – FL, SP 1997, FL 1998, SC: 1997 Skylyn, 2005 Skylyn-Arcadia. 212 Crestline Drive, Spartanburg 29301-2460 (O) 864-582-4707 (R) 864-574-3473

Carter, Kenneth Neal (Ken) – FE, PL 1990, SP 1998, PM 2000, FE 2002, SC: 1990 Chesterfield Parish, 1993 Mt. Joshua-Shiloh, 1997 Wateree Charge, 1999 Unity, Lugoff, 2007 Mechanicsville. 1295 Spring Hill Road, Camden 29020-8873 (O) 803-428-3945 (R) 803-432-8162 (F) 803-428-3962

a **Carter, Lemuel Corydon (Lem)** – RE, OT 1964, FE 1967, R 2003, SC: 1964 In School, 1965 Warrenville, 1968 Spartanburg -Central Associate, 1971 Fairlawn-St. Luke, 1976 Pacolet, 1980 Mauldin, 1988 Marion D.S., 1991 Director CCOM, 1995 Marion D.S., 2003 Retired. PO Box 925, Chapin 29036 (R) 803-345-8044

Carter-Harris, Jacqueline (Jackie) – FL, FL 2009, SC: 2009 Rock Hill Central Charge. 765 Rockdale St., Rock Hill 29730 (R) 803-422-3632

a **Cash, Hugh Carroll** – RL, PL 2005, R 2008, SC: 2005 Friendship, Cross, 2008 Retired. 1285 Wildgame Road, Summerville 29483 (O) 843-753-3413 (R) 843-873-1037

Cate, Joseph David (Joe) – FE, SP 2001, PE 2004, FE 2007, SC: 2000 Friendship-Rock Springs, 2004 Associate, John Wesley, 05/01/2007 Point Hope, 2011 Buncombe Street, Associate. 200 Buncombe Street, Greenville 29601 (O) 864-232-7341 (R) 843-345-7782 (F) 864-242-4478

Catoe, Michael Edward (Mike) – PL, PL 2003, SC: 2003 New Zion-Shady Grove, Sharon, 2008 Camp Creek, 2011 Camp Creek-Bethesda. 508 Woodvale Drive, Rock Hill 29730 (O) 803-285-1165 (R) 803-327-6909

Caughman, Karl David Jr. – FE, OT 1981, FE 1985, SC: 1980 College Place Associate, 1981 Kershaw Charge, 1985 Main Street-Pine Grove, 1990 Adnah, 1993 St. Paul, 1999 Reidville Road, 2004 Gramling, 2008 Grace, Union. PO Box 446, Union 29379 (O) 864-427-1266 (R) 864-427-8509 (F) 864-427-1267

a **Cavin, Donald Eugene** – RE, OT 1963, FE 1965, R 2000, SC: 1963 Bath, 1965 Greenwood-Trinity, 1966 Greenwood-St. Mark, 1969 Irmo-Salem, 1975 Clover-First, 1981 Marion-First, 1985 Lee Road, 1989 Memorial, 1993 Berea Friendship, 1997 Disability Leave, 2000 Retired, Arrington Memorial (RSY). 306 Del Norte Road, Greenville 29615-2811 (R) 864-609-5882

Chambers, George Douglas – PL, PL 2005, SC: 2005 Fort Lawn-Van Wyck, 2008 Mount Prospect-Ebenezer. 1291 Clifflure Lane, Fort Mill 29708 (O) 803-487-0245 (R) 803-548-1912

Chamblee, Daniel Walker (Danny) – FL, SP 2001, PL 2003, FL 2006, SC: 2001 Loris Charge, 2009 Wayne. 424 Wayne Street, Georgetown 29440 (O) 843-546-4411 (R) 843-527-8005 (F) 843-546-7059

Chandler, Philip Evan – FE, FL 1997, PE 2001, FE 2004, SC: 1997 Grace, Abbeville, 2000 Buffalo, 2004 Catawba-El Bethel, 2008 St. Paul, Ninety Six. PO Box 66, Ninety Six 29666 (O) 864-543-2617 (R) 864-543-2367 (F) 864-543-5115

a **Charles, Ada Armstrong** – RE, PM 1994, FE 1996, R 2008, SC: 1994 Salem-St. Andrews, 1999 Carteret Street-Associate, 2001 First, Hemingway, 2002 Heath Springs Charge, 2007 O'Neal Street-Ebenezer Charge, 2008 Retired. PO Box 837, Newberry 29108 (R) 803-321-6294

Cheezem, Paul Milton – FE, PM 1985, FE 1987, SC: 1982 Ruby, 1985 Blenheim Circuit, 1988 Georgetown-Union, 1992 Wesley Memorial-Bethlehem, 1996 Bethlehem-Prospect, 1999 Fair Lawn, 2006 Platt Springs, 2010 Dickson Memorial. Post Office Box 144, Townville 29689 (O) 864-287-4063 (R) 864-287-3793

Chellis, Edward Rossiter (Ross) – PE, PE 2010, SC: 2010 Hampton-Varnville Charge. PO Box 45, Hampton 29924 (O) 803-943-2222 (R) 803-943-2697 (F) 803-943-9102

a **Chewning, James Boyd** – RE, OT 1961, FE 1965, R 2004, SC: 1961 In School, 1963 Union Charge, 1965 Myrtle Beach Associate, 1967 Lancaster-First Associate, 1968 Valley Falls-Fingerville, 1971 North Myrtle Beach, 1972 Bethel-Ebenezer, 1976 Bethlehem-Salem, 1978 Springfield Charge, 1982 Victor, 1984 Lando, 1986 Mt. Bethel-Porters Chapel, 1989 Mt. Olivet-Pleasant Grove, 1992 North-Limestone, 1998 Aldersgate-Inman, 2000 Emory-Nazareth, 2004 Retired. 25 Boxwood Lane, Orangeburg 29115 (R) 803-531-4177

Childers, Robert Clayton – FE, PM 1992, FE 1994, SC: (OD) 1990 Newberry-Trinity, 1994 St. Paul (co-pastor), 1998 Harris -Ebenezer, 2001 General Board of Church and Society. 100 Maryland Avenue, NE, Washington DC 20002-5625 (O) 202-488-5642 (R) 703-396-8453

Childress, Jeffrey Weldon (Jeff) – FD, PD 2005, FD 2008, SC 2005: Minister of Congregational Care, St. Mark, Seneca. 616 Quincy Road, Seneca 29678 (O) 864-882-2603 (R) 864-654-2622 (F) 864-882-2281

Childs, William Rutledge (Bill) – FE, OT 1975, FE 1978, SC: 1973 Vaucluse, 1975 In School, 1977 Estill-Black Swamp, 1981 Pinopolis Charge, 1985 Midland Park Charge, 1989 Salem, 2001 St. John's Anderson, 2010 Washington Street. 1401 Washington Street, Columbia 29201 (O) 803-256-2417 (R) 803-799-7019 (F) 803-799-2805

Chiles, Joyce Marie McMahand (Joyce) – FE, SP 01/01/02, PE 2004, FE 2007, SC: 01/01/02 Associate, St. Mark-St. Matthews, Taylors, 2004 New Beginnings Mission, 2007 Emmanuel, Sumter, 2011 Salem, Florence. 1801 Marsh Avenue, Florence 29505 (O) 843-669-0970 (R) 843-317-1702 (F) 843-317-1703

a **Chong, Yu Fong (Yu Fong)** – FE, OT 1974, FE 1976, SC: 1974 Richards School for Boys, 1977 Division of Chaplains, 1982 John G. Richards School, 1992 SC Department of Youth Services, 07/05/2005 Chaplain, Agape Senior Community. 2705 Leaphart Road, West Columbia 29169 (O) 803-939-0251 (R) 803-772-8554

Clardy, Samuel Oscar (Sam) – RA, FL 1991, AM 1997, R 2004. SC: 1991 Rehoboth-Zoan-Iona, 1999 Christ, 2001

Johnsonville, 2004 Retired, 11/01/04 Port Royal (RSY), 2005 No Appointment, 10/08/2006 Tatum Parish (RSY). 619 N. Richardson Street, Latta 29565 (O) 843-752-2227 (R) 843-752-2227

a **Clary, Carl Douglas** – RE, OT 1953, FE 1955, R 1993, SC: 1953 Rembert, 1954 Columbia-Trenholm Road, 1959 Greenville -St. Matthew, 1964 Bishopville, 1967 College Place, 1971 Orangeburg-St. Andrews, 1977 Union-Grace, 1982 Spartanburg-St. Paul, 1988 Mauldin, 1993 Retired. 1251 Putnam Drive, Chapin 29036-8165 (R) 803-345-1388

a **Claytor, Robert Brown** – RE, OT 1956, FE 1960, W VA: 1956, NC: 1961, R 1998, SC: 1969 Spartanburg General Hospital, 1970 Dean Men-Berea College KY, 1972 In School, 1975 Director Scholar-Leader Prog. University of Oklahoma, 1977 Dean Students-St. Andrews Presbyterian College, 1983 Director Pastoral Service Anderson Area Medical Center, 1998 Retired. PO Box 596, Bluefield WV 24701

a **Cleasby, Joseph Bruce** – RE, OT 1975, FE 1978 R 1995, WY: 1975 PM, SC: 1982 Sharon, 1985 Lancaster-Trinity, 1989 Port Royal, 1994 LOA, 1995 Jordan, 1995 Retired, 01/01/2008 St. Andrew, Easley (RSY). 348 Hartsfield Drive, Easley 29642 (R) 864-306-0377

Clemons, Robert Bissell (Bob) III – RE, OT 1976, FE 1980, R 2011, SC: 1976 In School, 1976 Hebron-Pergamos, 1980 Quinby, 1985 Pine Grove-Epworth, 1988 Div. of Chaplains USAF, 1997 Belin Associate, 1998 First, Bennettsville, 2001 Main Street, Abbeville, 2005 Lake City, 2011 Retired. 1421 Glenkeith Court, Myrtle Beach 29575 (O) 843-472-9726 (R) 843-472-9726

a **Clendaniel, Donald Otis (Don) II** – RE, OE 1999, Transferred to SC 2000, R 2010, SC: 1999 McCormick, 2004 Grace, Charleston, 2010 Retired, 12/01/2010 St. George (RSY). PO Box 506, St. George 29477 (O) 843-563-3213 (R) 843-563-3561

Cloninger, John Scott – FE, OT 1981, FE 1984, SC: 1981 In School, 1982 Tranquil-Center Charge, 1985 Poplar-Antioch-Salem, 1990 Surfside Associate, 1991 Mt. Pleasant, 1993 Hendersonville Charge, 1997 Mt. Lebanon-Kinards Charge, 2003 Union Grove, 2007 Heath Springs Charge, 2008 St. Luke-Zion, 2010 Liberty. Post Office Box 55, Liberty 29655 (O) 864-843-9359 (R) 864-654-9175

Cloninger, Nellie Gray – FE, OT 1980, FE 1984, SC: 1980 In School, 1982 Centenary/Central Charge, Marion, 1985 Centenary, Conway, 1991 St. James, 1993 Hendersonville Charge, 1997 Mathews, 2003 Trinity, Honea Path, 2007 Grace, 2008 Lawrence Chapel, 2011 Bethel-Ebenezer, Simpsonville. 501 Holland Road, Simpsonville 29681 (O) 864-963-5072 (R) 864-963-4053

a **Clyburn, David Arthur Jr.** – RE, OT 1955, FE 1959, R 1997, SC: 1955 In School, 1957 Timmonsville-Salem, 1961 Jonesville-New Hope, 1965 Rock Hill-Epworth, 1969 Marshall Memorial, 1970 Spartanburg Methodist College, 1995 SMC Chaplain, 1997 Retired, (RSY) Asbury, Gaffney. 126 Vista Drive, Moore 29369-9128 (O) 864-576-0789 (R) 864-576-0789

Clyburn, Robert Beaty (Bob) – RE, OT 1958, FE 1962, R 2001 SC: 1958 In School, 1960 Murrells Inlet, 1964 New Zion, 1966 Van Wyck, 1967 Church of Good Shepherd, 1968 Van Wyck-Good Shepherd, 1970 Aiken-Charles Wesley, 1973 LOA, 1976 Columbia-Windsor, 1979 Johnston-Harmony, 1984 Herbert Memorial, 1989 Epworth, 1992 Indian Field, 1997 Barnwell, 2001 Retired, 09/02/2007 Grover Charge (RSY). 537 Hitching Post Drive, Aiken 29803 (R) 803-644-9752

Coates, Taylor Freeman – PL, SY,PL 2011, SC: 2011 West Darlington. 3176 Wesley Chapel Road, Lamar 29069 (R) 843-332-1474

a **Coble, William Kime (Bill)** – RE, OT 1958, FE 1961, R 1994, SC: 1958 In School, 1959 Upper Richland, 1961 Chester Circuit, 1962 Columbia Circuit, 1963 Mill Creek, 1966 Rehoboth-Bethel, 1969 Columbia-St. James, 1972 Pine Grove-Shiloh, 1976 Spartanburg-Liberty, 1981 Pickens-Grace, 1986 Union-Grace, 1987 Spartanburg-St. James, 1992 Lyman, 1994 Retired. 160 Stoneridge Drive, Chesnee 29323-9560 (O) 864-461-4428 (R) 864-461-4428

Cockcroft, Michelle Dellinger – PE, PE 2010, SC: 2010 Green Pond. 147 Stoddard Mill Road, Gray Court 29645 (R) 864-616-9139

Cole, Joseph Lee – RL, PL 2000, R 2009, SC: 2000 Piedmont Park, 2005 Piedmont Park-Arrington, 2009 Retired, 12/01/2009 Piedmont Park (RL), 2011 Few's Chapel (RL). 352 S. Buckhorn Road, Greenville 29609 (O) 864-244-7440 (R) 864-268-4774

a **Collier, Elizabeth Jane (Beth)** – FE, OT 1979, FE 1981, SC: 1979 Charleston-Bethel Associate, 1980 Tranquil-Center, 1982 LOA, 1984 Chaplain, Pee Dee Mental Health Center, 1985 C.P.E., 1986 In School, 1986 Exec. Director Family Shelter, Columbia, 09/01/90 LOA, 1997 In School, 2000 LOA, 2003 Relief Chaplain, Blount Memorial Hospital, 02/17/05 Coordinator Chaplain, Center for Spiritualcare, Alexian Brother Medical Center. 800 Biesterfield Road, Elk Grove Village IL 60007 (O) 847-593-8102 (R) 847-593-8102

a **Collingwood, Robert Belin** – FE, OT 1980, FE 1983, SC: 1980 In School, 1981 Main Street, Bamberg, 1983 Student, 1984 North Georgia, 1988 Coordinator of Pastoral Care, VA Medical Center. 125/JB; #1 Jefferson Barracks Drive, St. Louis MO 63125 (O) 314-845-6566 (R) 636-394-4228 (F) 314-845-5033

Colton, Kenneth Roy (Ken) – FE, OE, 2003 Transferred to South Carolina, SC: 2002 Associate, Mount Hebron, Columbia, 2005 Shiloh, Gilbert. 1000 Spring Hill Road, Gilbert 29054 (O) 803-892-5656 (R) 803-749-0417

Compton, Charles Gary – RL, PL 2005, R 2007, SC: 2005 Hebron, McBee, 2007 Retired, 2007 McBee Charge (RSY). 754 Pate Pond Road, Patrick 29584 (R) 843-498-7177

Compton, Dawn McGahee – FD, PD 2002, FD 2006, SC: 2002 Program Director, Central, Spartanburg, 07/08/02 Director of Children's Ministries, Shandon, 09/10/06 Appointed to Attend School, 08/19/08 Pfeiffer, Visiting Instructor of CE,

05/31/09 Transitional Leave, 08/01/09 eChristian Ed., Columbia College, 6/1/2011 Transitional Leave, 2011 Minister to Children, Timberlake UMC, Lynchburg, VA .1018 Custis Street, Radford VA 24141 (O) 803-786-3241 (R) 704-910-4084

Connell, Frances Sarah (Fran) – FL, FL 2010, SC: 2010 Scranton-St. John. PO Box 159, Scranton 29591-0159 (O) 843-389-4397(Scr) (R) 843-389-2489

Connelly, Jacqueline – FE, FL 1987, PM 1988, FE 1992, SC: 1987 Virginia Wingard, Associate, 1988 LOA, 1988 Department of Corrections, 1993 In School, 1998 LOA, 1999 West Kershaw, 2002 St. Luke, Spartanburg, 2004 St. Paul, Chesterfield, 2006 St. John's, Batesburg, 2010 Tabernacle. 2055 N. Rocky River Road, Lancaster 29720 (O) 803-286-4595 (R) 803-286-7074 (F) 803-286-4595

Cook, Raymond Frank Jr. – PL, PL 2004, SC: 2004 Kelly Bell-Sandy Bluff. 2979 Woodrow Road, Dalzell 29040-9579 (R) 803-469-6294

Cooley, William Kevin – FE, PM, FL 1990, PM 1991, FE, 1993, SC: SP 1988 Chiquola-Donalds, 1992 Goose Creek, 1995 South Lancaster Charge, 2002 Edgefield, 2006 Philadelphia. 1691 Highway 160 West, Fort Mill 29708 (O) 803 548-0102 (R) 803 547-7031

Cooper, J. Jeannetté (Jeannetté) – FE, OE, FE. N. GA PM 1977, In School, W. Ohio 1979 COM, FE 1980, 1986 Dixon, 1990 Newark D.S., 1995 Monroe Street, 1997, SC: 1997 Gaffney/Blacksburg Charge, transferred 1998, 2002 Cumberland, Florence. 163 S. Coit Street, Florence 29501 (O) 843-662-2904 (R) 843-662-2940 (F) 843-662-6663

Cooper, Samuel B – RE, OT 1968, FE 1970, R 2010, SC: 1968 In School, 1970 Cheraw Parish, 1972 Charleston-Centenary, 1976 Division of Chaplains, 1996 St. Michael, 2000 Jerusalem-St. Luke, 2005 Shiloh, 2010 Retired, 2010 St. Michael, Kingstree (RSY). PO Box 16, Kingstree 29556-0016 (O) 843-382-5213 (R) 843-382-4810

Cooper, Wiley Barrow – RE, PM 1965 FE 1968 R 2008, SC: 1965 In School, 1966 Mountain View, 1969 Pisgah, 1972 Director AID, 1978, Spartanburg United Way, 1978 SC United Way, 1980 Honorable Location, 1993 Mt. Hebron, Associate, 1995 College Place, 2008 Retired. 5314 Colonial Drive, Columbia 29203-4259 (R) 803-735-0555

Copeland, Franklin Elbert (Frank) – FE, PM 1984, FE 1986, SC: 1984 Fairfield Circuit, 1986 Hood's Chapel, 1988 Harleyville-First, 1992 Chester Circuit, 1993 Belair, 1995 Sumter-St. Mark, 1999 Tranquil, 2001 Langley-Bath-Capers Chapel, 2007 Trinity, Greenville, 2009 Emory-Nazareth. 3139 Spann Road, Leesville 29070 (O) 864-445-2046 (R) 864-445-2046

a **Copeland, Jennifer Elaine** – FE, PM 1987, FE 1991, SC: 1987 In School, 1988 LOA, 1989 Associate, First Lancaster, 1992 Blacksburg Charge, 1993 Liberty Hill, 1996 LOA, 1998 Monaghan, 1999 Duke University Wesley Foundation. Box 90974 Duke Chapel, Durham NC 27708 (O) 919-684-6735 (R) 919-419-1883 (F) 919-681-8660

Corder, Grady William – PE, SP 1997, FL 2004, PE 2005, SC: 1997 Port Royal, 2000 Latimer Memorial, 2004 Branchville-Pleasant Hill, 2011 Loris First. 3507 Broad St, Loris 29569 (O) 843-756-1162 (R) 843-756-8393 (F) 843-756-2852

Correll, James Leonard (Jim) Jr. – FE, OT 1970, FE 1973, SC: 1970 In School, 1972 Rock Hill-St. John's Associate, 1974 Little River, 1979 Heath Springs Charge, 1981 Isle of Palms, 1988 Northside-Greenville, 1994 Platt Springs, 1995 York-Trinity, 2006 First Church, Easley. PO Box 582, Easley 29641 (O) 864-859-4584 (R) 864-855-1974 (F) 864-859-8057

Cothran, Lee Jr. – RE, OT 1964, FE 1966, R 2004, SC: 1958 Princeton, 1959 Lebanon, 1960 Antioch-St. Paul, 1963 Starr, 1967 Piedmont Park, 1971 Piedmont, 1978 Blacksburg-St. John, 1979 Turbeville, 1980 Lugoff-St. John, 1986 Grace, 1990 Aldersgate, 1994 Bethel-Walterboro, 2004 Retired, 2005 Butler-Shiloh (RSY). 364 Spruce Glen Road, Lexington 29072 (O) 864-445-9524 (R) 803-996-3025

Counts, James Henry Jr – PL, PL 2008, SC: 2008 Hopewell-Sharon Charge, 2010 Lewis Memorial. 212 Brown Street, Prosperity 29127 (O) 803-364-2392 (R) 803-364-2642

a **Cousar, George Raymond** – RA, AM 1984, R 2001, SC: 1968 Greeleyville Charge, 1973 Cross Charge, 1984 Mars Bluff, 1986 Pineville-Bowman, 1994 Shiloh Charge, 2001 Retired. 833 Coast Line Road, Salters 29590 (R) 843-387-5534

a **Covington, James Wakefield (Jim)** – RE, PM 1960, FE 1962, Readmitted 1992, R 2003 SC: 1960 Greenville-Aldersgate, 1967 Wayne, 1970 Belvedere, 1973 Evangelist, 1976 Withdrawn, 1991 LP Waterloo-Soule Chapel, 1993 Langley, 1997 Pentecost, 1998 Buffalo, 2000 Aldersgate, Inman, 2003 Retired, 2004 Loree (RSY). 114 Darmondale Drive, Moore 29369 (O) 864-587-8468 (R) 864-587-8468

a **Cowart, William Guy** – RE, OT 1959, FE 1961, R 1991, VA: 1958 FL, N. GA: 1971, SC: 1985 Lupo Memorial-Ebenezer, 1986 Bowman Charge, 12/01/89 Disability Leave, 1991 Retired. 235 Carroll Street, Carrollton GA 301173703 (R) 404-832-2395

a **Cox, Albert Louie** – RE, OT 1966, FE 1970, R 1999, KY: 1956 SP, SC: 1959 St. Matthews Circuit, 1962 Poe-Jackson, 1963 Chiquola-Donalds, 1967 Pomaria Charge, 1973 Chapin, 1984 Holly Hill, 1999 Retired, 1999 Greene Street (RSY). 334 Greengarden Drive, Chapin 29036 (R) 803-345-2896

Cox, David Willard – RE, OT 1974, FE 1976, R 1991, SC: 1968 Hendersonville, 1974 Ridgeville Circuit, 1978 Indian Field, 1982 Johnsonville, 1983 Ruffin Circuit, 1991 Retired, 2008 Adnah-Williams Charge (RSY). 2144 Sniders Hwy, Walterboro 29488-8697 (R) 843-538-8722

Cox, George Walton Farrell (Farrell) – RE, OT 1956, FE 1958, R 1983, R 1997, SC: 1953 Rock Hill Circuit, 1955 Buford Charge, 1956 In School, 1958 Vaucluse-Charles Wesley, 1960 Charles Wesley, 1963 Olanta, 1967 Easley-St. Andrews, 1969 St. Andrews-Antioch, 1972 Surfside Beach, 1978 Greenville-St. Paul, 1983 Retired, 1990 Bennettsville Circuit, 1994 Bennettsville Circuit, 1997 Retired. 1999 Hebron Charge (RSY), 2004 No Appointment, 2005 Olanta-Coward Associate (RSY). PO Box 5, Pamplico 29583-0005 (R) 843-493-2483

Cox, Harvey Michael – RE, OT 1957, FE 1959, R 1997, SC: 1957 Utica-Fairview, 1961 Charleston-Cokesbury, 1965 Grover, 1969 Cambridge, 1973 Rock Hill-Epworth, 1978 Columbia-Lebanon, 1983 Charleston-St. Mark, 1984 Simpsonville, 1990 Trinity, 1997 Retired, 2009 Zion, Easley (RSY) 211 Riley Road, Easley 29642 (R) 864-306-1668

Cox, Robert Lincoln – FE, PM 1994, FE 1996 SC: 1994 Trinity Associate, 1997 St Andrews Parish, 2007 Bethany, Summerville, Associate, 2008 Family Leave, 2010 St. Paul, Saluda. 102 E. Butler Avenue, Saluda 29138 (O) 864-445-2232 (R) 864-445-2227 (F) 864-445-3256

Crews, Rowan Dampeer Jr. – RE, OT 1980, FE 1982, R 2011, SC: 1980 Hebron-Pergamos, 1984 Student-Duke University, 1991 Goose Creek, 09/01/92 Professor of Religion Claflin College. 1999 Associate Professor, Department of Religion, Columbia College, 2011 Retired. 15 Greenbrook Court, Columbia 29210 (O) 803-786-3565

Cribb, Hasford John Jr. – RL, FL 1997, R 2006, SC: 1997 Bethel & Shiloh, 1998 Bucksville, 2001 Hardeeville Charge, 2006 Retired, 2006 Sardis-Unity (RL). PO Box 645, Union 29379 (O) 864-427-5333 (R) 864-427-5333 (F) 864-427-4336

Crooks, Marion Brabham Jr. – RE, OT 1968, FE 1971, R 2005, SC: 1968 In School, 1970 Washington Street Associate, 1973 Goose Creek, 1975 Cottageville Charge, 1978 North Myrtle Beach, 1982 Inman, 1984 In School, 1985 Cayce Associate, 1986 Lewis Memorial, 1989 Sabbatical Leave, 1989 Buncombe Street, Min. of Counseling, 2005 Retired, 2006 Director, Canterbury Counseling Center (RSY). 17 Balentine Drive, Greenville 29605 (O) 864-235-5972 (R) 864-235-5972

a **Cross, William Kelly III** – RE, OT 1957, FE 1960, R 2000, SC: 1957 In School, 1958 Kingstree Circuit, 1961 Blacksburg, 1965 Kings Mountain Chapel, 1967 Lancaster-Hopewell, 1971 Liberty Hill-Ebenezer, 1976 Ben Avon-Glendale, 1981 Duncan, 1984 Rock Hill-Bethel, 1987 Catawba-Van Wyck, 1991 Armenia, 1993 Disability Leave, 2000 Retired. 309 Simrill Avenue, York 29745-1226 (R) 803-684-2764

a **Cubie, James Murray (Jack)** – RL, PL 2002, R 2010, SC: 2002 Ridgeville Charge, 2010 Retired. 7329 Awendaw Landing Road, Awendaw 29429 (R) 843-928-3702

Culler, Mary Susan DeLoache (Susan) – FE, PM 1989, FE 1993, SC: 1989 Anderson-St. John's Associate, 1990 Skylyn, 1993 LOA, 1999 Mt. Olivet/Pleasant Grove, 2004 Latimer Memorial, 2009 Cayce, Associate. 1600 Twelfth St., Cayce 29033 (O) 803-794-3200

e **Culp, Dorothy Nell** – RE, AM 1985, PM 1986, FE 1989, R 1993, SC: 1980 Golightly-Tabernacle, 1985 Bath-Clearwater, 1989 Aldersgate, 1993 Retired. 170 Buena Vista Drive, Campobello 29322-9492 (O) 864-468-5364 (R) 864-468-5364

Culp, John Wesley – FE, OT 1969, FE 1972, SC: 1969 In School, 1971 Liberty, 1974 Hampton, 1980 Charles Wesley-Trinity, 1982 Aiken-Trinity, 1987 Salem, 1993 First, 1997 Mt. Hebron, 2005 Virginia Wingard Memorial. 1500 Broad River Road, Columbia 29210 (O) 803-772-0794 (R) 803-794-3296 (F) 803-772-6255

Culp, Karin Bascom – RE, PM 1984, FE 1990, R 2008, SC: 1984 Carteret Street Associate, 1985 LOA, 1988 St. Matthew Circuit, 1991 Bells, 1995 Aldersgate, Charleston, 2001 St. John's, Batesburg, 2006 Fair Lawn, 2008 Retired. 127 Lake Elizabeth Drive, Columbia 29203 (R) 803-754-0230

e **Culp, Wayne Alford** – RE, OT 1946, FE 1946, R 1993, E OH: 1946 PM, 1959 Autonomous, E OH: 1972, SC: 1977 Dean Spartanburg Methodist College, 1981 Drayton, 1985 Graniteville-St. John, 1989 Aldersgate, 1993 Retired, 2004 Fingerville (RSY). 170 Buena Vista Drive, Campobello 29322-9492 (O) 864-468-5364 (R) 864-468-5364

Cunningham, James Benjamin (Ben) – RE, OT 1952, FE 1955, R 1995 SC: 1952 In School, 1954 Owings-Bramlett, 1958 Charleston-St. Mark, 1963 Anderson-Trinity, 1970 Clinton-Broad Street, 1975 Greenville-St. Matthew, 1981 Conway-First, 1989 Florence DS, 1995 Retired. 720 Calvert Avenue, Clinton 29325-2625 (R) 864-938-0329

Curry, Eugene Lowry (Gene) – RE, OT 1965, FE 1968, R 2008, SC: 1965 In School, 1966 Liberty, 1968 St. Stephen, 1971 Heath Springs, 1976 Pendleton, 1981 Leesville, 1984 Inman, 1987 Buford Street, 1993 Trinity, 1998 First-Marion, 2000 First-Laurens, 2004 Charleston District Superintendent, 2008 Retired. 208 Adair Place, Laurens 29360 (R) 864-681-1262

Curtis, Brenda Issacs – PL, PL 2009, SC: 2009 Bethel-Van Wyck Charge, 2011 Mount Dearborn-Heath Chapel. PO Box 246, Great Falls 29055 (O) 803-482-3232 (R) 864-993-2682 (Cell) (F) 803-285-4714

Curtis, Joseph Lynn – FE, SP 1995, PM 1996, FE 1999, SC: 1995 Piedmont Park, 1997 First, Hemingway, 2001 Rehoboth/ Bethel, 2006 Aldersgate, 2010 First, Lancaster. PO Box 608, Lancaster 29720 (O) 803-283-8406 (R) 803-283-4863 (F) 803-286-8680

Dalton, Kevin Francis – FE, FL 2002, PE 2003, FE 2006, SC: 2002 Associate, St. James, Spartanburg, 2004 Buffalo. PO Box 176, Buffalo 29321 (O) 864-427-7214 (R) 864-427-7674

a **Daniel, Edmond (Ed)** – FL, PL 1997, SP 1998, FL 1999, SC: 1997 Poplar/Salem/Joseph B. Bethea Associate, 1998 Joseph B. Bethea/Salem, 01/01/2006 Incapacity Leave. 2464 Strawberry Road, Longs 29568-7319 (R) 843-399-4292

Dargan, William Thomas (Bill) – FE, FL 2007, PE 2008, FE 2011, SC: 2007 Rock Hill Central Charge, 2009 Bennettsville Parish, 2011 Mount Beulah. 107 Martha Law Drive, Lake City 29560 (O) 843-389-3214 (R) 843-374-3554

a **Davidson, Edward Laney (Ed)** – RE, OT 1948, FE 1950, S GA: 1946 OLP, R 1990, SC: 1948 Wesley Chapel-Hebron, 1948 Bethune, 1954 Conway Circuit, 1957 McColl-Main Street, 1963 Latta, 1967 Dillon-Main Street, 1972 Marion-First, 1976 St. John-Fort Mill, 1981 St. George, 1990 Retired, 2003 Shiloh-Zoar, Chesterfield (RSY), 2004 Zoar, Chesterfield (RSY). 111 Virginia Avenue, Cheraw 29520-1533 (R) 843-537-1316

Davis, Andrea Mae – FL, FL 2011, SC: 2011 Union-Elim Charge. 9835 County Line Road, Georgetown 29440 (R) 843-558-5414

Davis, Frederick Ronald (Fred) – FE, 1982 SP, 1983 PM, 1985 FE, NEB Conf., 1992 SC: 1992 Grover Charge, 10-01-98

St. Paul, St Matthews, 2003 Elloree, 01/01/2008 Zion, Lancaster, 2009 Norway. PO Box 367, Norway 29113 (O) 803-263-4423 (R) 803-263-4443

a **Davis, Gerald Edwin (Jerry)** – RE, FL 1985, E OH: PM 1986, NM: FE 1990, R 2008, SC: 1988 Woods Chapel, 1990 North-Limestone, 1992 Sumter-St. Mark, 1995 Matthews, 1996 LOA, 1997 Orange Circuit, 2001 Jackson, 2008 Retired, 2008 Springfield Charge (RSY). 135 West Hampton Street, Leesville 29070

Davis, Gloria Robbins – RE, OT 1977, FE 1980, R 2005, SC: 1977 In School, 1979 Upper Richland, 1982 Suber Marshall Memorial, 1986 Hartsville DS, 1992 North Myrtle Beach-Trinity, 2001 First, Isle of Palms, 2005 Retired. 7168 Windmill Creek Road, Charleston 29414 (R) 843-556-1986

Davis, Henry Murray (Todd) IV – FE, SP 2001, PE 2004, FE 2007, SC: 2001 Sharon/Shiloh, 09/20/04 Associate, Shandon, 2009 Bethel, Columbia. 4600 Daniel Drive, Columbia 29206 (O) 803-787-3058 (R) 803-787-0736 (F) 803-787-9078

Davis, James Ray (James Ray) – RE, OT 1978, FE 1983, R 2011, SC: 1976 Lebanon-Mt. Bethel, 1978 In School, 1980 Union Grove, 1982 Orrville, 1984 Westminster, 1987 Bells, 1991 Great Falls, 09/01/92 Duncan Memorial-St. Mark. 1994 Jackson-Bethel, 1998 Bogansville, 2001 Ebenezer/Old Johnsonville, 2008 Rehoboth, 2011 Retired, Bethlehem, Greenwood (RSY). 122 Fuller Street, Greenwood 29649 (O) 864-229-1370 (R) 864-229-1071 (F) 803-730-5475

Davis, Lillie Kerns – PL, PL 2010, SC: 2010 Dunton. 107 Chester Street, Spartanburg 29301 (O) 864-590-1747 (R) 864-585-8640

Davis, Richard Glenn Sr. – RA, LP 1986, AM 1992, R 2003, SC: 1986 Bennettsville-Ebenezer, 1992 McBee, 1994 Mt. Olivet-Pleasant Grove, 1998 St. Paul Charge-Charleston, 2003 Retired, 2003 Hood's Chapel (RSY), 2005 No Appointment, 01/01/06 Ravenel (RSY). 305 McClain Street, Charleston 29407 (R) 843-225-9425

a **Dawsey, James M (Jim)** – FE, OT 1974, FE 1976, SC: 1974 Oak Hill-Pisgah, 1976 In School, 1981 Dept. Religion-Auburn University, 1997 Professor, Emory & Henry College. 17256 Crabtree Court, Bristol VA 24202

Day, David Wayne – FE, FL 1986, AM 1991, PM 1995, FE 1998, SC: 1986 Mullins Circuit, 1991 Mt. Lebanon-Kinards, 1997 Brown Swamp, 2001 Trinity, Columbia, 2010 Northeast. 4000 Hardscrabble Road, Columbia 29223 (O) 803-736-6386 (R) 803-587-1682 (F) 803-699-1334

Deal, Alice Loving – FE, PE 2006, FE 2009, SC: 2006 Folly Beach-St. John. PO Box 1079, Folly Beach 29439 (O) 843-588-9174 (R) 843-588-9329

a **Dean, Dewey Levan** – RE, OT 1968, FE 1970 R 1995, SC: 1960 Ruby, 1963 Bishopville-St. Matthew Circuit, 1967 Pageland -Zion-Zoar, 1971 Ruffin, 1975 Blacksburg, 1978 Harleyville-First, 1984 Charleston-St. Mark, 1985 Shiloh-Zoar Charge, Retired 1995. 2063 Faulkner Court, Florence 29501 (R) 843-667-0569

Dease, Robin – FE, FL 1998, PM 1999, FE 2001, SC: 1998 Wesley, Johns Island, 2008 John Wesley, Greenville. PO Box 64, Greenville 29602 (O) 864-242-1008 (R) 864-228-7038 (F) 864-241-9864

a **DeDonato, David Michael** – RE, OT 1973, FE 1976, R 03/31/2009, SC: 1973 In School, 1975 Carteret Street Associate, 1976 Olanta, 1979 Division of Chaplains. 2000 US Army, Eisenhower Army Medical Center, 09/24/01 Director of Pastoral Care, Lexington Medical Center, 03/31/2009 Retired. 2720 Sunset Blvd, West Columbia 29169-4810 (O) 803-791-2033 (R) 803-356-6542 (F) 803-791-2321

Dennis, James Dickerson (Jim) Jr. – FE, OT 1982, FE 1984, SC: 1982 Hardeeville Charge, 1985 Charleston-Grace Associate, 1988 India Hook, 1993 Gramling, 1997 Trinity, Bamberg, 2004 Main Street, Greenwood, 2010 Grace. 639 Georgia Ave., North Augusta 29841 (O) 803-279-7525 (R) 803-279-5957 (F) 803-279-1434

a **Derrick, Barbara Ann** – RE, S IL: PM 1986, FE 1989, R 1995, SC 1987 Cross-Friendship, 1989 Goose Creek, 1991 In School, 1995 Retired. 204 Trestlewood Drive, Summerville 29483-1824 (R) 843-875-3589

Dicks, Jerry Lewis – PL, PL 2007, SC: 2007 Lake Point. 40 Stasher Road, Hemingway 29554 (R) 843-558-2300

Dicks, John B. – FE, OT 1974, FE 1977, SC: 1974 In School, 1976 North Greenville, 1977 Mt. Carmel-St. John-St. Luke, 1978 Silver Hill, 1980 Chaplain USAF, 1995 Marion Parish, 2002 New Francis Brown, 2006 Wesley, Columbia. 1725 Gervais Street, Columbia 29201 (O) 803-799-1426 (F) 803-748-0940

Dicks, Willie Furman Jr. – FE, OT 1977, FE 1980, SC: 1977 In School, 1979 Sumter-St. James, 1982 Marion-First, 1985 Division of Chaplains, 02/13/05 Oro, 2010 New Hope-St. Paul Charge 110 Three Wood Lane, Summerville 29483 (O) 843-875-5432 (R) 843-871-3835

a **Dill, Elizabeth Cavagnaro** – RD, FD 1997, R 2001, SC: 1990 St. John's Aiken, Director of Christian Education, 2001 Retired. 1173 Carriage Drive, Aiken 29803 (R) 803-648-1115

Dillard, Jimmy Wayne – FE, PM 1984, FE 1987, SC: 1983 Marshall Memorial, 1986 Armenia, 1991 Fairfield Circuit, 1995 Faith-Lexington, 1998 Travelers Rest, 2005 Grace-Zoar, 2009 Grace, Pickens. 309 East Cedar Rock Street, Pickens 29671 (O) 864-878-2161

Dingle, Shirley Williams – FL, SP 2002, PL 2004, FL 01/01/09, SC: 2002 Mount Nebo, St. Stephen. 1267 Russellville Road, St Stephen 29479-3007 (O) 843-351-4532 (R) 843-567-4486

a **Dixon, Walter Watson (Wally)** – FE, OT 1977, FE 1979, Honorable Location 1987, Readmitted FE 2008, SC: 1976 Myrtle Beach-First Associate, 1978 Mt. Pleasant, 1980 Columbia-Asbury Memorial Associate, 1983 In School, 1987 Honorable Location, 2008 Chaplain, Presbyterian Hospital, NY. 400 West 43rd Street, Apt 5-K, New York NY 10036-6304 (O) 212-217-9663 (R) 917-533-5941

a **Dodds, Roger Russell** – FE, PM 1984, FE 1988, SC: 1984 Columbia-Mt. Pleasant, 1988 Smoaks Circuit, 1992 Bethel, 1994 Bethel-Dalzell, 1996 Beulah, 1996 Hickory Grove, 1999 Shiloh-Zoar, 2003 Union-McBee, 2006 Pine Grove-Epworth, 10/1/2006 Incapacity Leave. 141 Pineway Road, Blythewood 29016 (R) 803-786-5733

a **Donigian, George Hovaness** – OE, OE 2011, SC: 2011 Lupo Memorial. 104 Amherst Drive, Greenwood 29649-8901 (O) 864-229-8843 (R) 615-426-3190

Donnald, Jonathan Wright – PL, PL 2009, SC: 11/01/2009 Gilgal-Shiloh Charge. 1405 Old Ivy Road, Anderson 29621 (O) 864-379-6642 (R) 864-261-7368

Dowdle, Frances Debra – AM, PL 1990, AM 1999, SC: 1990 Cherokee Place, 1997 Jamestown, 2000 Goose Creek. PO Box 96, Goose Creek 29445-0096 (O) 843-553-6842 (R) 843-553-8433 (F) 843-553-6164

Drennen, Elizabeth Burgess (Beth) – FE, PM 1987, FE 1992, SC: 1987 In School, 1988 LOA, 1989 Eutawville Charge, 1993 Allendale, 1995 LOA, 1996 Greenwood-St. Mark, 1998 Bells Associate, 2004 Associate, Shiloh Station, 2007 Family Leave, 2011 Hopewell-Sharon Charge. 80 Zion Circle, Prosperity 29127 (R) 864-364-4431

Drennen, Lowry Tresslar – FE, FL, PM 1994, FE 1997, SC: 1990 Orange Circuit, 1993 Ruffin Circuit, 1995 Bells, 2004 Shiloh Station, 2007 Zion, Prosperity. 80 Zion Circle, Prosperity 29127 (O) 864-364-3797 (R) 864-364-4431

a **Dudley, Charley Glen** – RE, OT 1974, FE 1976, R 2000, SC: 1971 Lebanon-Kings Chapel, 1973 Orrville, 1977 Bethel-Duncan Chapel, 1978 Lebanon Charge, 1981 New Zion, 1983 Pine Grove-Epworth, 1985 Bells, 1987 Disability Leave, 2000 Retired, 10/01/08 Soule Chapel (RSY). 949 Morse Landing Road, Cross Hill 29332 (R) 864-998-5152

a **Duffie, George Summers Jr.** – RE, OT 1958, FE 1960, R 1998 SC: 1958 Lake View, 1961 Conway-Trinity, 1965 West Columbia-Trinity, 1968 Bethune, 1969 Dir. Wesley Foundation USC, 1983 Greenville DS, 1988 Hibben, 1995 St John's, Aiken, 1998 Retired. PO Box 937, Oriental NC 28571-0937 (R) 252-249-2990

a **Duncan, Jason Charles (JC) Sr.** – RL, PL, R 1998, SC: 1966 Greer-Liberty, 1967 Liberty-Campobello, 1968 Greer-Liberty, 1998 Retired. 495 Hammett Store Road, Lyman 29365-9681 (O) 864-877-8182 (R) 864-877-8182

Duncan, Jimmie Will – PL, PL 1988, SC: 1988 St. Luke, Timmonsville (1/4). 115 Duncan Road, Rembert 29128 (O) 843-382-6076 (R) 803-713-1095

Dunn, Charles Loney – RE, OT 1952, FE 1954, R 1990, SC: 1952 Bluffton, 1955 Scranton, 1956 Coward, 1958 Shiloh Station, 1963 Lockhart-Wesley Chapel, 1966 Lancaster-Hopewell, 1967 Conf. Staff, 1973 Retired, 1977 Pisgah-Mt. Pleasant, 1981 St. James, 1987 Edgefield, 1990 Retired. 6439 Briarwood Road, Columbia 292061143 (R) 803-782-9743

Dunn, Jeffrey Burroughs (Jeff) – FE, PM 1988, FE 1991, SC: 1988 In School, 1989 Christ, 1998 Christ, Carolina Forest. 2901 Fantasy Way, Myrtle Beach 29579 (O) 843-236-6201 (R) 843-347-2319 (F) 843-236-6156

Dunn, Linda Bodie – FE, PM 1996, FE 1998, SC: 1996 Rock Hill St. John's Associate, 1999 Antioch-Shady Grove, 2006 Zion, 12/01/2007 First, Clover Associate, 2008 Gilbert. PO Box 142, Gilbert 29054 (O) 803-892-3546 (R) 803-892-3240 (F) 803-892-4505

Dunn, Robert Edward (Bob) – FE, PM 1997, FE 1999, SC: 1997 Osceola, 2001 Wesley Memorial, 2006 Church of the Good Shepherd, 2008 Beulah, Gilbert. 161 Beulah Church Road, Gilbert 29054 (O) 803-892-2842 (R) 803-892-3240 (F) 803-892-6804

Durham, Brenda Ward – PL, PL 2010, SC: 2010 Fairview-St. Paul Assistant, 2011 Bethel-Ruhamah. Post Office Box 535, Iva 29655 (O) 864-348-7588 (R) 864-348-7029

Durham, Joe Darsey – PL, PL 2006, SC: 2006 Fairview-St. Paul, 2011 Bethel-Ruhamah. Post Office Box 535, Iva 29655 (O) 864-348-7588 (R) 864-348-7029

a **Dyer, Cynthia Hodell** – RE, PM 1993, FE 1998, R 2008, SC: 1993 Poplar-Salem, 1997 Poplar, Salem and Joseph B. Bethea, 1998 Salem, 01/01/99 Associate, St. Paul's Waccamaw, 11/01/03 LOA, 2008 Retired. 118 Citadel Drive, Conway 29526-8831 (O) 843-347-3040 (R) 843-347-3040

Dyer, Marian Woodle – PE, PL 2007, PE 2009, SC: 2007 Mount Pleasant. 2360 Mt. Pleasant Road, Pomaria 29126 (O) 803-321-9218 (R) 803-276-0958

a **Eaddy, Albert Eugene** – RE, OT 1953, FE 1957 R 1995, SC: 1953 In School, 1955 Folly Beach-St. Andrews, 1959 Lexington, 1964 Charleston-Bethany, 1968 Edgefield, 1975 Lancaster-Hopewell, 1981 Darlington-Trinity, 1985 Indian Field, 1989 Greenwood-St. Mark, 1992 Abbeville-Grace, 1995 Retired. 108 Chelsea Square, Greenwood 29649-9107 (O) 864-227-3902 (R) (864) 227-3902

Eanes, Lisa Kim – FE, OE, 2002 Transferred from Iowa Conference. SC: 2001 Aldersgate, Greenwood, 2005 Epworth Memorial, Columbia, 2007 Surfside, Associate. 800 13th Avenue, North, Surfside Beach 29575 (O) 843-238-2734 (R) 843-839-1539 (F) 843-238-4455

a **Edwards, Annette Coker** – RE, PM 1987, FE 1990, R 07/26/2001, SC: 1987 In School, 1988 McClellanville, 1990 Ocean Grove, 1992 Bethel Associate, 1999 LOA, 02/22/00 Ashley Terrace, 11/01/00 LOA, 07/26/01 Retired. 1230 Rainbow Circle, Catawba 29704-0704 (R) 843-568-1320

a **Edwards, Charlie Aycock** – RE, OT 1961, FE 1963, R 1980, SC: 1958 Orangeburg-St. Paul Associate, 1959 Plum Branch, 1963 Norway, 1967 In School, 1968 Midlands Tech, 1973 State Board-Tech. & Comp. Educ., 1980 Retired. 29 McMillan Drive, Hendersonville NC 28792-7753

Efird, John Scott – FE, PM 1996, FE 2001 SC: SP 1994 Bath-Clearwater, 1995 Union-Grace Associate, 1997 Central Texas, 1999 Green Pond, 11/01/2002 Associate, Mauldin, 2005 Tabernacle, Lancaster, 2010 Wesley Memorial-Edisto Island. 5412 Highway 165, Hollywood 29449 (O) 843-889-2200 (R) 843-564-1259 (F) 843-889-8890

Elder, James Edward – FL, PL 2007, FL 2009, SC: 02/01/2007 Camp Creek, 2008 Good Samaritan, 2009 Zion, Lancaster. 1665 Zion Road, Lancaster 29720 (O) 803-285-3864 (R) 803-283-3000 (F) 803-285-3886

Elliott, John Henry – RE, OT 1967, FE 1971, R 2011, SC: 1967 In School, 1968 Greenwood-Laurens, 1969 Greenwood-McCormick, 1970 In School, 1971 Macedonia, 1973 Macedonia-Norway, 1974 New Light, 1978 Columbia-Bluff Road, 1980 Rock Hill Coop. Parish, 1987 St. George Parish, 2011 Retired. 574 Harmon Street, Orangeburg 29115 (R) 803-534-7411

a **Elliott, Nicholas Scott (Nick)** – RE, OT 1971, FE 1975, R 2009, SC: 1971 Marshall Memorial, 1976 Sandy Springs-Zion, 1979 Piedmont, 1983 Harris, 1989 Herbert Memorial, 1992 Leesville, 1995 St. John's-Lugoff, 1999 Ex. Director SEJ UMVIM, NGA Annual Conference, 2009 Retired. 10 Montreat Lane, Simpsonville 29681 (R) 864-254-9377

a **Elliott, Richard Furman Jr.** – RE, OT 1960, FE 1962, R 1997, SC: 1960 In School, 1962 Estill, 1963 Clemson University-Director Wesley Foundation, 1967 Mt. Lebanon-Kinard, 1968 Columbia-St. James, 1969 Ecumenical Inst.-Chicago, 1976 Trinity-Gethsemane, 1978 Spartanburg-El Bethel, 1983 Highland Park, 1988 Stallsville, 1992 Greenville-St. Mark, 1995 Greenville-Salem, 1997 Retired. 18 Coolidge Avenue, Greenville 29607-1810 (R) 864-467-1556

Elliott, Sheila Lamar – FE, PE 2008, FE 2010, SC: 2008 Francis Burns Associate. 32 Silverleaf Court, Columbia 29209 (O) 803-754-1760 (R) 803-237-2310 (F) 803-691-4540

a **Ellis, Edgar Heberton (Ed) Jr.** – RE, OT 1965, FE 1967, R 1998, SC: 1961 Blenheim Circuit, 1965 In School, 1967 Laurel Bay, 1968 Spartanburg-Bethel Associate, 1972 Triune, 1975 Simpsonville, 1980 Rock Hill-Woodland, 1986 Bennettsville-First, 1989 Summerville-Bethany, 1993 Cayce, 1998 Retired. 9 Sundowne Court, Columbia 29209-5423 (R) 803-695-0968

Elrod, Frances McMahon (Fran) – FE, SP 1999, PE 2000, FE 2003, SC: 08/15/98 Calhoun Falls, 09/1/99 Trinity, Honea Path, 01/06/2003 Oncology Counselor, Anderson Medical Health Center, 2006 St. John's, Anderson, Associate, 2010 Wesley, Hartsville. 145 East College Avenue, Hartsville 29550-3705 (O) 843-332-1196 (R) 843-339-9404 (F) 843-857-9473

a **Epps, John** Law – RE, OT 1962, FE 1966, R 2005, SC: 1962 In School, 1964 Greenwood-Lupo Memorial, 1967 In School, 1972 Ecumenical Institute Chicago, 1985 Ecumenical Institute Philippines, 1992 Ecumenical Institute Malaysia, 2005 Retired. 4/15 Faber Ria, Taman Desa, 58100 Kuala Lumpur 00 Malaysia (O) (603) 7957-5604 (R) (603) 7982-0410

a **Errington, Joseph Richard (Joe)** – RE, OT 1976, FE 1978, R 2003, SC: 1976 Chaplain CCI P C, 1979 Division of Chaplains, 1982-1991 Fed. Bureau of Prisons, 1992 Central Office, Federal Bureau of Prisons, 2002 Sabbatical Leave, 2003 Retired. 1009 27Th Street, S, Arlington VA 22202-2235 (R) 703-519-7755

Ervin, David Franklin – RA, R 2000, SC: 1963 Greer-Zoar, 1966 Sardis-Trinity, 1970 Spartanburg-St. Mark, 1978 Inman-Aldersgate, 1982 Bethel-Woodside, 1985 Arcadia, 1993 Duncan Roebuck, 2000 Retired, 10/01/03 Arcadia-Saxon (RSY). 1049 Maryland Avenue, Spartanburg 29307 (O) 864-948-9444 (R) 864-948-9444

Etheredge, Ernest Calvin – FE, OT 1979, FE 1983, SC: 1975 Laurens Charge, 1979 In School, 1981 Seneca Circuit, 1982 Silver Hill, 1986 I. Dequincy Newman, 1990 Crafts-Farrow Hospital, 1996 Columbia-Wesley, 2001 Trinity, Orangeburg, 2004 Walterboro District Superintendent. PO Box 829, Walterboro 29488 (O) 843-549-5441 (R) 843-538-5831 (F) 843-549-6073

Etheredge-Manly, Angela Marie (Angie) – FL, PL 2008, FL 2011, SC: 2008 Vaucluse-Pentecost, 2011 Osceola. 7181 Charlotte Highway, Lancaster 29720 (O) 803-285-7959 (R) 704-243-9554

e **Ethridge, Bobbie Reeves** – RD, FD 1997, R 12/31/05, SC: 1996 Director of Christian Education, Grace, 2000 Minister of Education, St. John's, Anderson, 12/31/2005 Retired. 401 Seawright Drive, Pendleton 29670 (R) 864-646-2555

a **Eubanks, Robert Lee** – RE, M, FL 1991, PM 1997, FE 2000, R 2005, SC: 1991 Catawba, 1998 Kershaw, 2001 Osceola, 2004 St. Mark's, Sumter, 2005 Retired, 2007 Bethel-Oak Grove-Sampit (RSY). 103 Wren Way, Anderson 29625

a **Evans, John Dickey** – RE, OT 1968, FE 1971, R 07/31/2009, SC: 1968 In School, 1970 Jefferson, 1974 Sumter-Trinity Associate, 1977 Shady Grove, 1982 Trenholm Road Min. Counseling, 1988 Virginia Wingard Memorial Minister of Counseling, 1995 Minister of Counseling, 07/31/2009 Retired, 07/31/2009 Pastoral Counseling, Licensed Marriage and Family Therapist (RSY). PO Box 12524, Columbia 29211 (O) 803-931-0888 (R) 803-256-0720 (F) 803-931-0888

Evans, John Wesley – RE, SLP 1980, OT 1983, FE 1986, R 2010, SC: 1980 Anderson Circuit, 1983 Central Circuit, 1985 Marion Parish, 1989 Johns Island Parish, 1990 Wesley-Yongues Island, 1992 Springtown, 2002 Gaffney-Blacksburg, 2008 Bethel, St. Stephen, 2010 Retired. 1810 Carver School Road, PO Box 26, Cope 29038 (O) 864-425-6334 (R) 864-425-6334

Evans, Kimberly Norbeck – FL, FL 2011, SC: 2011 St. Matthew Circuit. 2144 Stokes Bridge Road, West, Bishopville 29010 (R) 803-428-5888

a **Evans, William Franklin** – RE, OT 1979, FE 1982, R 2010, SC: 1979 In School, 1980 Pomaria-Mt. Pleasant, 1982 Associate, Trenholm Road, 1992 Sabbatical Leave, 1993 In School, 1996 Heath Memorial-Pleasant Grove, 1998 LOA, 2009 Air National Guard Asst. to the Command Chaplain, Langley Air Force Base, VA (1/4), 2010 Retired. 4729 Palmer Road, Massanutten VA 22840-3304 (O) 540-568-6373 (R) 540-421-6476

Evatt, Perry Daniel – FE, SP 1992, PM 1993, FE 1997, SC: (SY) 1991 Friendship-Rock Springs, 1993 Pelzer, 1997 Beulah, Easley, 1998 Pacolet-White Stone, 2003 St. Mark, Greenville, 2007 Travelers Rest, 2010 Shiloh, Piedmont. PO Box 159, Piedmont 29673 (O) 864-845-5058 (R) 864-235-8292

Everett, Ann Dease – FE, PL 2006, PE 2007, FE 2011, SC: 2006 Hopewell-Sharon Charge, 2007 Belvedere. 674 Hampton Circle, Belvedere 29841 (O) 803-279-3929 (R) 803-279-6377

Everett, Wade Humphreys – FE, SP 1987, PM 1990, Discontinued PM (04/18/91), LP 1996, Readmitted PM 1998, FE 2000, SC: 1987 Glenwood, 1989 Tabor, 1990 Pamplico-Bethlehem, 1996 Union, 2003 Plum Branch Charge, 2007 Langley-Bath-Capers Chapel. 674 Hampton Circle, N. Augusta 29841 (O) 803-593-5868 (R) 803-279-6377

Everson, Jason Daniel – PE, FL 2008, PE 2011, SC: 2008 First Church Lancaster Associate, 8/16/2009 Good Samaritan. 3220 Wicklow Lane, Lake Wylie 29710 (O) 803-831-0304 (R) 803-831-8979

Fallaw, JoAnna McGee (Jo Anna) – FE, FL 2003, PE 2004, FE 2007, SC: 2003 Associate, Simpsonville, 2004 Furman Wesley Foundation (1/2), 2004 Monaghan (1/2), 02/01/2008 Director, Francis Marion Wesley Foundation (1/2), Central, Florence, Associate Pastor of Young Adult Ministry(1/2), 2009 Loris Charge. 9911 Hwy 90, Little River 29566 (O) 843-399-1283 (R) 843-877-2002

a **Farley, William Burke (Bill)** – RE, OT 1969, FE 1973, FL: 1969, Honorable Location 1977, R 2010, SC: LP 1986, FE 1987 Jefferson-Fork Creek, 1990 Montgomery Memorial, 1995 Bethel-Union, 1998 Gravely Memorial, 2008 Jackson, 2010 Retired Post Office Box 124, Mountain Rest 29664 (R) 864-638-6648

a **Farmer, Reuben Zach** – RE, OT 1969, FE 1971, R 2001, SC: 1960 Loris Circuit, 1961 Shiloh-Beulah, 1962 Jamestown, 1967 Bennettsville Circuit, 1969 Bucksville Circuit, 1973 Lodge, 1978 Cottageville, 1980 Dials-Shiloh, 1985 Boiling Springs, 1986 Pacolet-White Stone, 1990 Providence, 1996 Branchville-Pleasant Hill. 1999 Knightsville, 2001 Retired. 2124 Forest Oaks Road, Orangeburg 29118 (R) 803-536-4812

Feagin, Eugene Lloyd (Gene) III – FE, OT 1981, FE 1984, SC: 1979 Saxon, 1981 In School, 1982 Saxon-Cherokee Springs, 1985 Sharon Circuit, 1991 Inman-Aldersgate, 1995 Heath Springs Charge, 2002 Asbury Memorial, Columbia, 2006 Trinity, York. PO Box 376, York 29745 (O) 803-684-4100 (R) 803-684-9146 (F) 803-684-0890

a **Felder, William Hall (Bill)** – RE, OT 1970, FE 1974, R 2002, SC: 1967 Tabernacle, 1968 Fingerville, 1970 In School, 1973 Greenwood-Main Street Associate, 1975 Chaplain-Methodist Home Orangeburg, 1985 St. Andrews, Associate, 1987 Trenholm Road Min. Counseling, 1995 The Coastal Samaritan Counseling Center, 2002 Retired. 2383 River Road, Myrtle Beach 29588-7177 (O) 843-446-6388 (R) 843-446-6388

Felkel, Curtis Lee Jr. – PL, BQ 20, PL 07/01/03, SC: 07/01/03 Eutawville, 11/01/2006 Roseville Charge. 3756 Homestead Road, Bowman 29018 (R) 803-829-3457

a **Fender, Genevieve Mixon (Genny)** – RL, PL 2000, BQ 20 2002, R 2005, SC: 2000 Jamestown Charge, 2002 Not appointed, 2005 Retired. 1012 West Recess Road, Hanahan 29406 (R) 843-553-0850

a **Fenner, Jack Lee** – RE, SP 1986, PM 1990, FE 1992, R 2006, SC: 1984 Bethel-Ebenezer, 1986 Loris Charge, 1988 Kinards Charge, 1990 Jefferson Charge, 1993 Sharon Charge, 1997 Johnsonville, 2001 Associate Union, Irmo, 2002 Dickson Memorial, 2004 Church of the Good Shepherd-Van Wyck, 2006 Retired. PO Box 50833, Myrtle Beach 29579 (O) 843-450-7669 (R) 843-450-7669

a **Fentress, Mark Eugene** – OE, OE 2006, SC: 2006 Bethany, Associate. 118 West Third South Street, Summerville 29483 (O) 843-873-1230 (R) 843-486-8095 (F) 843-873-1937

a **Ferguson, Clifford Furman** – RE, OT 1953, FE 1955, R 1988, SC: 1953 In School, 1956 Pendleton Charge, 1959 Williamston, 1961 Greenville-John Wesley, 1965 Bennettsville Parish, 1970 Thompson-Centennial, 1972 Sabbatical, 1973 Hartsville-Centenary, 1976 LOA, 1977 Greer Circuit, 1980 Silver Hill, 1982 Cheraw Parish, 1985 Chesnee Circuit, 1988 Retired. PO Box 6231, Greenville 29606 (R) 864-232-9163

Fields, David Lloyd (Dave) – PL, PL 2008, SC: 2008 Grover Charge, 2011 Fairfax. PO Box 354, Fairfax 29827 (R) 803-632-6098

a **Fields, George Dewitt Jr.** – RE, OT 1953, FE 1957, R 1997, SC: 1953 In School, 1955 Division of Chaplains, 1957 Highland Park, 1962 Andrews-Trinity, 1966 Pickens-Grace, 1971 Rock Hill-Woodland, 1972 Director Development-Spartanburg Jr. College, 1976 President, Spartanburg Methodist College. Spartanburg Methodist College, 1997 Retired. 113 Starline Drive, Spartanburg 29307-3713 (O) 864-579-1995 (R) 864-579-1995

a **Fisher, Arthur Mickey** – RE, OT 1956, FE 1959, R 2001 SC: 1954 Rock Hill-St. John's Associate, 1956 In School, 1959 Rock Hill-Aldersgate, 1964 Columbia-St. James, 1968 Berea-Friendship, 1973 Lee Road, 1979 Director CCOM, 1985 Clemson, 1990 Rock Hill D.S. 1994 Spartanburg-Trinity, 2001 Retired, 12/01/03 Disciples (RSY). 320 Taylor Road, Greer 29651-1165 (O) 864-848-4302 (R) 864-848-4302

Flail, Melvin Wilber Jr. – FE, OD 1992, PM 1993, FE 1995. 1991 Main Street-Pleasant Hill, 1993 Quinby, 1996 Emma Gray Memorial, 1998 Ebenezer-Old Johnsonville, 2001 Lamar. PO Box 555, Lamar 29069-0555 (O) 843-326-5038 (R) 843-326-8008

Fleming, Michael Terrence (Terry) – FL, FL 2008, SC: 01/01/2008 Elloree-Jerusalem. PO Box 681, Elloree 29047 (O) 803-897-2015 (R) 803-308-2328

Flessas, Daniel – FE, FL 2006, PE 2007, FE 2011, SC: 2006 West Kershaw, 2010 Trinity, Charleston. 273 Meeting Street, Charleston 29401 (O) 843-722-8449 (R) 843-637-4270 (F) 843-722-8440

Fletcher, Sarah Tucker – FD, FD 1998, SC: 1995 Hartsville-St. Luke UMC, 1999 LOA, 01/01/09 Trenholm Road Musician Associate (1/4), 2009 Trehholm Road, Director of Music (1/2). 3401 Trenholm Road, Columbia 29204 (O) 803-254-6695 (R) 803-865-5018 (F) 803-254-6363

Flowers, Joseph Duane (Jody) – FE, SP 1991, PM 1992, FE 1996 SC: 1991 Blenheim Circuit, 1995 Scranton, 1996 Wayne, 2000 In School, 2001 Chapin. PO Box 237, Chapin 29036 (O) 803-345-2801 (R) 803-345-5634 (F) 803-345-5310

Flowers, Thurmond O'Neil (Neil) – FL, FL 2007, SC: 2007 Beulah, Sandy Run. 120 Vivion Drive, Aiken 29803 (O) 803-794-0783 (R) 803-648-1550

a **Ford, Julian Roachel** – RE, PM 1984, FE 1988, R 2007, SC: 1982 Hopewell-Double Springs, 1986 Shiloh-Sharon, 1990 Few's Chapel-Jackson Grove, 1994 St. Andrew, 2003 St. Paul's, Orangeburg, 2005 Zion, Prosperity, 2007 Retired. 736 Lynnhaven Drive, Seneca 29678 (R) 864-642-7900

a **Forte, Mallory Jean** – PL, PL 2011, 2011 First Church, Lancaster, Associate (3/4). PO Box 608, Lancaster 29720 (O) 803-283-8406 (R) 843-834-3765

a **Fowler, Foster Barney Jr.** – RE, OT 1956, FE 1958, R 1988, SC: 1952 Princeton, 1957 Rocky Mountain, 1963 Rock Hill-Bethel, 1966 Clover, 1971 Sumter-St. Mark, 1975 Kingstree, 1981 Hemingway-First, 1985 Sabbatical, 1986 Olanta-Coward, 1988 Retired. 708 Majestic Oak Drive, Charleston 29412 (R) 843-225-9423

Fowler, Vivia Lawton – FD, FD 1997, SC: 1988 Professor of Religion, Columbia College, 2007 Dean and Vice-President of Academic Affairs, Wesleyan College. 2317 Rembert Court, Columbia 29201 (O) 478-757-5228 (R) 803-446-2910 (F) 478-757-2430

a **Franklin, Edward Herbert (Herb) Sr.** – RE, OT 1963, FE 1966, R 2004, SC: 1963 In School, 1964 Seneca Circuit, 1965 Easley-Fairview-St. Paul, 1971 Ware Shoals-Hodges, 1978 Rock Hill-Epworth, 1982 York-Trinity, 1987 Trinity, 1993 Mt. Hebron, 1997 Walterboro D.S., 2004 Retired, 09/20/04 Sharon-Shiloh (RSY). 800 Charles Beaty Road, Iva 29655 (R) 864-348-6835

a **Franklin, Edward Herbert (Herb) Jr.** – FE, SP 1996, PM 1997, FE 2000, SC: 1997 Friendship-Rock Springs, 1998 Walnut Grove, 2002 Chaplain, U.S. Army. 1358-B Normandy Court, Fort Wainwright, AK 99703

Frazier, Joseph (Joe) – RE, PL 1970, AM 1990, FE 1999, R 2007, SC: 1970 Wateree Charge, 1975 Aiken-Wesley, 1985 Bluff Road, 1990 Orangeburg Circuit, 1993 Jefferson Parish, 2007 Retired, 2007 Lugoff Parish (RSY). 1926 Hydrick Street, Columbia 29203-7242 (R) 803-786-7388

Frederick-Watts, Janice Lajuanah – FE, OT 1984 (readmitted), FE 1986, SC: 1984 North Charge, 1987 General Board of Discipleship, 1989 Clover Charge, 1993 St. Michael, 1996 Centenary-Kingsville, 2002 Florence District Superintendent, 2008 St. Mark-St. Matthew. 911 St Mark Road, Taylors 29687 (O) 864-848-7141 (R) 864-244-6421 (F) 864-244-9499

a **Freeman, John Mitchell** – RE, OT 1970, FE 1973, R 2008, SC: 1970 In School, 1972 Olar, 1974 Greenville Urban Min, 1978 Chaplain-Spartanburg Methodist College, 1982 North Myrtle Beach-Trinity, 1985 Emory University, 2002 Holy Land Institute for Pastoral Renewal, 2004 LOA, 2005 St. Luke-Zion, Walhalla, 2008 Retired. 250 Cooper Road, Westminster 29693 (R) 864-647-8221

Freeman, Wyndham Russell – FE, PM 1993, FE 1995, SC: 1993 Trinity-Berea, 1997 St. Luke's-Okatie, 2001 Church of the Palms, 2005 Loris First, 2011 Red Bank. 2909 Old Barnwell Road, Lexington 29073 (O) 803-359-4031 (R) 803-359-6275 (F) 803-957-2259

Frey, Paul David – FE, SP 1986, PM 1988, FE 1991, SC: 1986 Main Street Associate, 1992 Johnston-Harmony, 1997 Macedonia, 2003 Broad Street, Clinton, 2007 Trinity, Anderson. 1809 North Main Street, Anderson 29621 (O) 864-224-2531 (R) 864 -225-5943 (F) 864 -224-2532

Friday, James Leroy – FE, SP 1992, PM 1996, FE 2000, SC: 1992 St. Michael, 1997 Easley Charge, 2004 John Wesley, Greenville, 2008 Florence District Superintendent. PO Box 408, Florence 29503-0408 (O) 843-669-5992 (R) 843-661-7358 (F) 843-673-9883

Frierson, Ernest Winfred – PL, PL 2009, SC: 01/01/2010 Lynchburg Parish Associate, 2011 Wesley, Florence. 6240 Mt. Sinai Church Road, Lynchburg 29080 (R) 843-659-8633

a **Fuller, Walter Gene Sr.** – RE, OT 1959, FE 1961, R 1995 SC: 1956 Green Pond Circuit, 1958 Mountain View-Few's Chapel, 1962 Lancaster-Zion, 1966 Fountain Inn, 1971 Holly Hill, 1978 Dillon-Main Street, 1983 Kings Mountain Chapel, 1988 Buford-Tabernacle, 1993 Bethel, 1995 Retired. 1785 Lexington Commons Drive, Rock Hill 29732 (R) 803-207-8037

Fulmer, Brandon Lee – FL, FL 2011, SC: 2011 Livingston-Pine Hill. 1342 Silverspring Road, Livingston 29107 (R) 803-247-5320

a **Funderburk, Donald Franklin** – RE, OT 1960, FE 1963, R 1996. SC: 1958 Campobello, 1959 In School, 1963 Plum Branch, 1967 Epting Memorial, 1971 Pageland, 1973 Jackson, 1977 Ellenton, 1980 Lake City, 1984 Abbeville-Main Street, 1987 Bethel Park, 1991 Columbia-St. Mark, 1995 St. George, 1996 Retired. PO Box 249, Lake Junaluska NC 28745-0249 (O) 828-452-5558 (R) 828-452-5558

a **Gadsden, James Solomon** – RE, OT 1951, FE 1953, R 1996 SC: 1951 No record of appointment, 1952 Isaiah-Dorman, 1953 Lincoln, 1954 West Anderson, 1957 Lamar Charge, 1959 Sumter-St. Marks, 1960 Camden-Trinity, 1967 Methodist Publishing House, 1972 Gen. Bd. Educ., 1973 Gen. Board Discipleship, 1974 Methodist Publishing House, 1975 Gen. Board Discipleship, 1978 Greenwood DS, 1984 CCOM Associate Director, 1985 Director CCOM, 1989 Cumberland, 1990 Virginia Wingard Memorial, 1993 Columbia-Wesley, 1996 Retired. Interim CCOM Associate Director, CCD, Retired. 7811 Parklane Rd., Apt. 1201, Columbia 29223 (R) 803-457-8053

Gadsden, Jerry Louis – FE, PM 1988, FE 1992, SC: 1988 In School, 1989 Thompson Centennial-New Harmony, 1992 Rock Hill Cooperative Parish, 1998 Peninsula Charge, 2000 Director, Wesley Foundation Winthrop University, 2006 Wesley Chapel, Lake City. PO Box 476, Lake City 29560 (O) 843-394-8458 (R) 843-394-8382 (F) 843-394-1325

Gadson, Telley Lynnette – FE, PE 1999, FE 2002, SC: 1999 Mt. Zion-St. Mark, 2004 St. Mark (Salterstown). 3331 Landmark Drive, Sumter 29154 (O) 803-905-5556 (R) 803-905-5605 (F) 803-905-5557

Gafford, Ben Michael – FE, OT 1974, FE 1978, SC: 1974 In School, 1976 Ruby, 1979 Indian Branch, 1982 Norway Charge, 1987 Wightman-Zion, 1993 Orangeburg-St. Paul, 1998 St. Luke, 2005 First, Bennettsville. PO Box 456, Bennettsville 29512 (O) 843-479-3231 (R) 843-479-2489 (F) 843-479-6030

Gafford, Dora Rogers – FE, OT 1975, FE 1978, SC: 1975 In School, 1976 McBee, 1979 LOA, 1984 Norway Charge, 1986 Livingston-Pine Hill, 1987 Conf. Evangelist, 1993 Orangeburg-St. Paul, 1998 St. Luke, 2005 Christ-Antioch. PO Box 75, Bennettsville 29512 (O) 843-479-9831 (R) 843-479-2489

Gain, George Ronald – AM, SP 1993, FL 1994, AM 1998, SC: 1992 Centenary-Central, 1994 Johnsonville Circuit, 1998 Jordan, 2003 Pelion. PO Box 27, Pelion 29123 (O) 803-894-3652 (R) 803-894-3344

Gainey, Hayes Timothy Jr. – FE, FL 1989, PM 1990, FE 1992, SC: 1989 Dillon Parish, 1994 Bethesda, 7/15/1999 Edisto Fork. 500 Mimosa Drive, Orangeburg 29115 (O) 803-531-1283 (R) 803-534-0928

Gaither, Stephen Douglas – FE, SP, PM 1998, FE 2001, SC: 1995 Loris Charge, 1996 McClellanville, 1999 Friendship, 2001 Aldersgate, 2006 Good Samaritan-St. Paul, 2008 India Hook. PO Box 36700, Rock Hill 29732 (O) 803-329-7787 (R) 803-328-1545 (F) 803-325-1910

Gallamore, Kelly Lee – FE, PE 2005, FE 2009, SC: 2005 Whitmire-Carlisle, 2009 Montgomery Memorial. PO Box 427, Pacolet Mills 29373 (O) 864-474-2973 (R) 864-474-3127 (F) 864-474-2973

a **Gamble, Dixie Lamar** – RE, OT 1966, FE 1968, R 1984, SC: 1964 Aiken-Trinity, 1965 Olar, 1968 Little River Circuit, 1969 Lamar Circuit, 1971 Coward Charge, 1973 Mt. Vernon Charge, 1975 St. Paul Charge, 1977 Iva-Bethel, 1979 Harmony-Kings Chapel, 1980 Lockhart-Wesley Chapel, 1981 Anderson-Bethel, 1983 Lupo Memorial-Ebenezer, 1986 Gray Court-Trinity, 1984 Retired. 1110 Marshall Road, Box 33, Greenwood 29646 (R) 864-231-0013

Gamble, Sharon Spann – PL, PL 2009, SC: 2010 Lugoff Parish. 10734 Osprey Drive, Charlotte NC 28226 (R) 704-910-4780 (F) 704-910-4780

Ganes, Gusta Ger – PL, PL 2006, SC: 2006 West Darlington, 2010 Cades-Cameron. 345 Rabbit Foot Loop, Kingstree 29556-9503 (R) 843-382-8796

Gannaway, Patricia Ann (Pat) – FD, OD 01/13/2003,FD 2006, SC: 01/13/2003 Minister of Education and Volunteer Ministries, Simpsonville UMC. 215 SE Main Street, Simpsonville 29681 (O) 864-967-3071 (R) 864-409-1092

a **Gardner, Carlos Owen Jr.** – RE, OT 1964, FE 1967, R 2002, N GA 1959: PL, NC: 1964 PM, SC: 1967 Murrells Inlet, 1971 Limestone Street, 1974 Hemingway-First, 1979 Winnsboro, 1982 Orangeburg-St. Andrews, 1986 Manning, 1990 Main Street, 1994 John Wesley, 1995 Socastee, 1997 First-Bennettsville, 1998 St. Luke-Rock Hill, 2002 Retired. 517 Oxford Place, Lancaster 29745 (O) 803-289-6286 (R) 803-289-6286

a **Gardner, Leslie Edwin (Les)** – PL, PL 2003, SC: 2003 Victor. 350 Mountain Creek Church Road #1, Greenville 29609 (O) 864-250-8471 (R) 864-270-1706 (F) 864-250-8544

a **Garland, Peggy Jean** – FE, SP 2002, PE 2004, FE 2007, SC: 2002 Bethel, Iva, 2004 Bethel-Ruhamah, 2005 Duncan Memorial-St. Mark, 2006 Francis Asbury, 2011 Lawrence Chapel. 2101 Six Mile Highway, Central 29630 (O) 864-653-4461 (R) 864-654-9175 (F) 864-653-4660

Garrett, Franklin Rayfield – FE, SP 1982, PM W. NC 1983, 1982 Addies Chapel, 1984 Berry Temple, 1985 Elton Jonesville, 10/4/86 withdrawn, 9/1/88 Rocky Mountain AC. Peoples, 1/1/89 SC: 1/1/89 St. James, 1993 Easley Chapel, 1994 no record, 1995 Bamberg Parish, 1998 transferred. 7/15/1999 Bethesda, Cades, 2006 St. Paul, Camden. PO Box 2315, Camden 29021-2315 (O) 803-432-6649 (R) 803-425-8381 (F) 803-432-9973

Garrett, Jo Ann Armstrong – PL, LP20 2000, PL 2010, SC: 2010 St. Thomas Charge Associate. PO Box 80513, Charleston 29416 (O) 843-336-4188 (R) 843-766-0229

Garrison, Joy Renee Kirven (Renee) – FE, FL, SP 1998, FL 2000, PE 2001, FE 2006, SC: 1998 Grace-Patterson Chapel, 2003 Mount Zion, Central, 2008 Bramlett-Owings. 2160 Bramlett Church Road, Gray Court 29645 (O) 864-876-9691 (R) 864-876-3388

Gary, Clara Martin – PL, SP, FL 2002, PL 2005, SC: 1996 Chapel Charge, 2005 Pickens Charge, 2010 Williamston Charge. 104 Poplar Drive, Simpsonville 29681 (O) 864-843-2474 (R) 864-862-3934

Gasque, Paul Edgar – FL, SY, FL 2000, SC: 1999 Rehoboth-Zoan, 2004 Trinity-Berea. PO Box 548, Latta 29565-0548 (O) 843-752-5144 (R) 843-752-5144

a **Gavalas, Anthony Nickolas (Tony)** – RE, OT 1971, FE 1974, R 2002, SC: 1971 McClellanville, 1974 Stallsville, 1977 Bluffton, 1981 Friendship-Catawba, 1986 Lancaster-St. Luke, 1990 Grace, 1993 Lake City, 1995 Disability Leave, 1997 Lawrence Chapel, 1997 Disability Leave, 2002 Retired. 160 Woodlake Place Apt 2, Athens GA 30605 (O) 864-426-2019 (R) 864-426-2019

Geddis, Roosevelt – RE, FL 1978, AM 1991, PM 1995, FE 1998, R 2007, SC: 1978 Red Bank-Oak Grove, 1979 Bethel-Red Bank, 1999 Lake City Circuit, 2007 Retired, 03/15/09 Summerville Parish (RSY). 117 Luetta Lane, Ridgeville 29472 (O) 843-875-3034 (R) 843-873-2454

Gentry, Medina Lee Miller (Deana) – FD, FD 2001 SC: 2001 Pendleton UMC (3/4), 2002 LOA, 10/20/2002 Minister of Programs, Shiloh Station, Piedmont, 12/01/03 Minister Children and Youth, Mt. Zion Central (1/4), 11/01/2009 Director of Children's Ministries, Simpsonville UMC (1/2). PO Box 1357, Simpsonville 29681 (O) 864-639-2101 (R) 864-843-4640

a **George, Samuel Bolivar (Sam) III** – FE, PM 1987, FE 1991, SC: 1987 In School, 1989 Myrtle Beach-First Associate, 1993 Limestone Street, Trinity-Chesnee, 1996 Johnsonville, 1997 In School, 2001 Plum Branch Charge, 2003 Mill Creek-McLeod, 2007 LOA, 07/01/2007 Incapacity Leave. 287 Wateree River Road, Myrtle Beach 29588 (O) 843-215-8159 (R) 843-503-5944

a **Gibbons, William Murray** – RE, PM 1956, FE 1958, R 1999, SC: 1956 In School, 1958 Trinity-Conway, 1961 transfer to Cal Pac, 1992 Upper Richland, 1995 Transfer to SC. 1992 Upper Richland, 1999 Retired. 8115 Puddin' Swamp Road, Turbeville 29162 (R) 843-659-2383

Gibbs, Joe Sr. – RL, PL 1978, R 2007, SC: 1978 Centenary, 1993 Bells Parish, 2007 Retired. PO Box 36, Moncks Corner 29461-4747 (R) 843-899-6402

Gibson, Jack Williamson – FL, PL 2009, SC: 2009 Orange Circuit. 2865 Hwy 178, North 29112 (R) 803-568-5857

a **Gibson, John Richard (Dick)** – RE, OT 1960, FE 1962, WI: 1958 SLP, R 2001, SC: 1960 In School, W NC: 1961, NC: 1967, SC: 1962 Grace-North Augusta Min. Ed., W NC: 1966 FE, NC: 1967 FE, SC: 1980 Rock Hill-St. John's Min. of Educ., 1990 Intentional Growth Center, 1993 Clover, Associate, 1997 First, Clover. Min. of Education, 2001 Retired. 866 Meadowlark Drive, Rock Hill 29732-9319 (R) 803-328-8425

a **Gillespie, Steven Davis** – FE, OT 1983, FE 1985, SC: 1983 Virginia Wingard Memorial Associate, 1985 West Kershaw Charge, 1992 Augusta Road, 01/01/98 Community Care & Counseling of Greer, 08/01/03 Middle Tennessee Pastoral Counseling Center. 4401 Idaho Avenue, Nashville TN 37209 (O) 615-383-2115 (R) 615-335-1269

a **Gilliam, James Olin Jr.** – RE, OT 1960, FE 1962, R 1998, SC: 1960 Easley-Zion, 1964 Trenton-McKendree, 1968 Jackson Charge, 1973 McCormick, 1974 Brookland, 1979 Lee Road, 1985 Conway-Trinity, 1989 Wesley, 1994 Greenville-Main Street, 1996 Duncan Memorial-Georgetown, 1998 Retired. 1333 S Barton Road, Taylors 29687-7103 (R) 864-895-7672

a **Gilliam, Thomas Caroll** – RE, OT 1951, FE 1954, R 1992, SC: 1949 Clinton-Lydia, 1950 Lynchburg, 1951 Rembert, 1952 Alice-Ariail, 1954 Holroyd Memorial-Salem, 1957 Pond Branch-Shiloh, 1961 Gravely Memorial, 1963 Wagener, 1967 Belvedere, 1970 Bluffton, 1972 Shiloh Station, 1973 Woods Chapel, 1977 Union-Sardis, 1978 Edisto, 1981 Oswego-Bethel, 1987 Elloree-Jerusalem, 1992 Retired. PO Box 549, Elloree 290470549 (R) 803-987-3079

a **Gilliard, Arthur Melvin** – RE, FL 1977, PM 1988, FE 1991, R 2001, SC: 1977 Mt. Nebo-Mt. Pleasant, 1979 Beaufort Circuit, 1985 Springtown Charge, 1992 Wesley-Yongues Island, 2001 Retired, 01/01/04 Harleyville Parish (RSY), 11/01/04 Reevesville Parish (RSY), 03/01/09 Friendship-St. Luke (RSY). 877 Hickory Hill Road, Green Pond 29446-8936 (R) 843-844-2839

Gilliland, Douglas Wayne (Doug) – FE, PM 1992, FE 1995 SC: 1992 Calhoun Falls, 1994 Bogansville, 1998 First-Loris, 2000 Salem, 2002 St. John-Warrenville, 2006 Cannon's Campground. 3450 Cannon's Campground Road, Spartanburg 29307 (O) 864-579-0881 (R) 864-285-4264 (F) 864-579-0345

Gilmer, Christopher Brian – FE, FL 1999, PE 2001, FE 2004, SC: 1999 Cowpens Charge, 2005 St. Paul, New Ellenton, 2010 Lyman. PO Box 190, Lyman 29365 (O) 864-439-4047 (R) 864-439-9022 (F) 864-439-9799

a **Gilmer, Clifford Russell (Cliff)** – RE, OT 1977, FE 1980, R 2003, SC: 1975 Arcadia, 1978 In School, 1979 Arcadia, 1980 Stallsville, 1988 Isle of Palms-First, 1993 St. Andrews, 1997 Socastee, 2003 Retired. 77 Comanche Drive, Georgetown 29440 (O) 843-527-4355 (R) 843-527-4355

a **Gilmer, Scott Stephen** – PE, OF, PE 2005, SC: 2002 Jonesville-New Hope, 2008 Gravely Memorial. 312 Spring Creek Drive, Boiling Springs 29316 (O) 864-503-9022 (R) 864-814-4820 (F) 864-814-1089

Gilreath, Justin Meakin – FL, FL 2006, SC: 2006 Piedmont. PO Box 147, Piedmont 29673-0147 (O) 864-845-6495 (R) 864-238-0216

Gindhart, Harry Kyle Jr. – FE, SP 2004, PE 2006, FE 2010, SC: 2004 Ann Hope-Friendship, 2008 Bethel-Armenia. 2619 Armenia Road, Chester 29706 (O) 803-385-3266 (R) 803-581-8424 (F) 803-581-8613

Glaze, Coleman Lane – OE, OP 2001, OE 2004, SC: 2001 Clemson Campus Minister. PO Box 590, Clemson 29633 (O) 864-654-5547 (R) 864-654-7005 (F) 864-654-6540

a **Goewey, Harry Mulford** – RE, FE 1953, R 1990, SC: 1953 Mountain View-Few's Chapel, 1956 Laurens Road, 1961 Florence-St. Paul, 1966 Camden-Lyttleton Street, 1971 Columbia-Main Street, 1975 Lancaster-St. Luke, 1980 Berea-Friendship, 1983 Whitmire, 1990 Retired. 105 S. Weston Street, Fountain Inn 29644 (R) 864-862-7315

a **Goff, Mack Jr.** – RE, PL 1991, PM 1993, FE 1998, R 1999, SC: 1991 Brunson Chapel, 1996 Harleyville Parish, 1999 Retired, (RSY) 1999 Colleton Circuit. 14130 Bells Highway, Lodge 29082-9337 (O) 843-866-7639 (R) 843-866-2491

Goldie, Richard Charles – PL, PL 2004, SC: 2004 Pomaria Charge, 2010 O'Neal Street-Ebenezer Charge. 2634 Old Charleston Road, Gilbert 29054 (O) 803-276-8750 (R) 803-892-2967

Gordon, Bobby – PL, PL 2002, SC: 2002 Rocky Swamp, 2004 Associate, Greenwood-Ninety Six, 2010 Claflin. 129 Shop Road, Livingston 29107-8729 (R) 803-247-2376 (F) 803-247-2376

Gordon, Enrique Roberto – FL, PL 2007, SC: 2007 Kennedyville, 2009 Esperanza Mission Congregation. PO Box 14759, Greenville 29610 (O) 864-561-7337 (R) 864-561-7337

Gordon, Harold Gregory – FE, PM 1989, FE 1991, SC: 1989 Reevesville Parish, 1992 New Light, 1998 Faith, 2001 Wesley, Columbia, 2006 New Francis Brown. 2517 Corona Street, Charleston 29405 (O) 843-747-7090 (R) 843-767-3688 (F) 843-554-3651

Gordon, Pattie Elaine – FE, SP 2006, PE 2008, FE 2011, SC: 2006 New Harmony, 2010 Shiloh. 529 Third Loop Road #E, Florence 29505 (O) 843-407-7715 (R) 843-407-7715

a **Gordon, Shirley Peterson** – PL, PL 2011, SC: 2011 Laurens Charge. PO Box 14759, Greenville 29610 (O) 864-246-7277 (R) 843-382-8822

Gorry, James Kevin – FE, PM 1995, FE 1999, SC: 1995 In School, 1996 Irmo-Union Associate, 1997 St John's, 1998 Lawrence Chapel, 2002 Aldersgate, Rock Hill, 2006 Northeast, 2010 Trinity, Sumter. 226 W. Liberty Street, Sumter 29150 (O) 803-773-9393 (R) 803-905-8029 (F) 803-778-1199

Goupil, Roger Charles – PL, PL 1997, FL 2002, PL 2005, SC: 1997 Shiloh, Sandy Run, 2001 Orange Circuit, 2003 Beulah, Sandy Run, 2007 Cameron. PO Box 337, Cameron 29030 (O) 803-823-2989 (R) 803-794-6548

Graham, Benjamin (Ben) – PL, PL 1999, SC: 1999 Lake Point, 2006 Mount Zion, Timmonsville, 2010 Jerusalem-St. Luke. PO Box 1236, Kingstree 29556-1236 (R) 843-401-4105

a **Graham, Hoyt Jr.** – RE, OT 1961, FE 1963, R 1987, SC: 1957 Poe-Jackson Grove, 1961 Rehoboth-Bethel, 1966 O'Neal Street, 1968 Buford Charge, 1972 Ridgeland, 1974 Lovely Lane, 1978 Owings-Bramlett, 1983 Bethel Park, 1987 Retired. 2670 Joshua Circle, Beaufort 29902-6059 (R) 843-525-9483

a **Graham, Iverson Jr.** – RE, OT 1952, FE 1955, R 1986, SC: 1952 Little River, 1954 In School, 1961 Florence-Central Associate, 1969 Conf. Director Pastoral Care, 1986 Retired. 743 Coventry Ln A1,Kent Court, Florence 29501-5802 (R) 843-664-1161

a **Graham, James Arthur** – RE, OT 1976, FE 1978, R 1989, SC: 1969 Rock Hill-Bethel, 1975 Kershaw, 1977 Charleston-Cokesbury, 1982 Pamplico, 1984 Turbeville, 1987 Antioch, 1989 Retired. 22-21st Avenue, Isle of Palms 29451 (R) 843-886-8132

Graham, L Junior – RA, FL 1974, AM 1988, R 2002, SC: 1974 Jefferson Parish, 1975 Maryville Charge, 1976 Mt. Nebo, 2002 Retired. 9173 Thurgood Marshall Hwy, Andrews 29510-5230 (R) 843-221-5518

Gramling, Roger Michael – FE, OT 1972, FE 1975, SC: 1972 In School, 1974 Associate, St. John's, Rock Hill, 1977 Latimer Memorial, 1982 Cokesbury, Charleston, 1986 SC United Methodist Foundation. PO Box 5087, Columbia 29250-5087 (O) 803-771-9125 (R) 803-781-7754 (F) 803-771-9135

a **Grant, George Henry** – FE, NGA PM 1987, NGA: FE 1989, SC: 1987 Rembert, 1991 Associate, Charleston-Bethel, 1997 In School, 2004 Harborview Medical Center, 2008 Director, Research in Faith Health, Emory University. 3860 Stratford Walk Circle, Atlanta GA 30342 (O) 404-712-7255 (R) 404-841-7595

Grant, James Bernard – PL, PL 2005, SP 2007, SC: 2005 Beaufort Circuit, 2007 Bells Parish. 185 Tannenbaum Road, Ravenel 29470-9503 (R) 843-766-0589

a **Graves, Charles Ariel (Charlie)** – RE, OT 1954, FE 1956, R 1988, SC: 1949 Pinopolis, 1954 Cottageville, 1958 Saluda-St. Paul, 1962 Greenville-Christ, 1964 Charleston-Asbury Memorial, 1968 Lancaster-First, 1975 Spartanburg-Bethel, 1981 Georgetown-Duncan Memorial, 1988 Retired. 400 Webber Road, Apt F-2-1, Spartanburg 29307 (O) 864-579-4821 (R) 864-579-4821

Gray, Megan Lynn – FE, OP 2004, Transferred from Florida 2005, FE 2007, SC: 2004 Associate, Cayce, 2007 Epworth Memorial. PO Box 50466, Columbia 29250 (O) 803-256-7394 (F) 803-212-4798

Gray, William Bradford (Brad) – FE, PE 2004, FE 2007, SC: 2004 Associate, Trinity, Sumter, 2005 Greene Street. 1106 Greene Street, Columbia 29201 (O) 803-799-6268 (R) 803-920-6061 (F) 803-799-5580

Green, Mary E. – FE, PM 1996, FE 1999, SC: 1997 Armenia, 1999 Upper Richland, 03/01/04 Associate, Shandon, 2011 Church of the Good Shepherd. PO Box 1082, Lancaster 29721-1082 (O) 803-285-4577 (R) 803-285-4705 (F) 803-285-4714

Greene, Joseph Christopher – PE, FL 2008, PE 2010, SC: 2008 Kelton Charge. 154 Pea Ridge Hwy, Jonesville 29353 (O) 864-674-5028 (R) 864-674-6726

Griffeth, James Ellis (James Ellis) – RE, OT 1965, FE 1969, R 2011, SC: 1965 In School, 1967 Travelers Rest, 1970 Cameron, 1972 Cayce Associate, 1974 Chaplain-Greenville Hosp. System. Greenville Memorial Hospital, 1998 Cherokee Springs-Liberty, 2002 Memorial, Greer, 2004 Reidville Road, 2011 Retired. 5 Ramblewood Lane, Greenville 29615 (O) 864-574-4554 (R) 864-244-8413 (F) 864-244-8413

Griffeth, Robin Audrey – FE, FL 2002, PE 2004, FE 2007, SC: 2002 Cameron, 2008 Duncan-Startex-Loree, 2011 Zion-Zoar, Pageland. 647 Zion Church Road, Pageland 29728-9409 (O) 843-672-2170 (R) 843-672-6363

Griffin, Alfred Valentine Jr. – FE, PM 1996, FE 2004, SC: 1996 West Greenville Charge, 2000 St. Michael, 2002 Kingstree East Charge, 2006 Franklin-Orange Grove. 4709 Charleston Hwy, Rowesville 29133 (O) 803-245-5423 (R) 803-536-3393

a **Griffin, Betty Sue** – RD, FD 1997, R 2002, SC: 1976 Instructor, Spartanburg Methodist College, 2002 Retired. 233 Old Towne Road, Spartanburg 29301-3511 (O) 864-574-0909 (R) 864-574-0909

a **Griffin, Mary Kathryn Boyd (Kathy)** – RE, PL 1998, PE 2005, FE 2008, R 2010, SC: 1998 Ehrhardt Charge, 2005 Fairfield Circuit, 2010 Retired. 100 Bostwick Ridge, Columbia 29229 (R) 803-542-7927

Griffis-Woodberry, Debra Elaine – FE, (OD) PM 1989, FE 1991, SC: 1988 Asbury Charge, 1993 Rehoboth-Bethel, 2001 Stallsville, 2006 Disciples. 4708 Coach Hill Drive, Greenville 29615 (O) 864-297-0382 (R) 864-297-0213 (F) 864-297-5423

Griffith, Frank Julius Jr. – RE, OT 1966, FE 1969, R 2008, SC: 1966 In School, 1967 Vaucluse-Capers Chapel, 1969 Greenwood-St. Mark, 1976 Platt Springs, 1980 Virginia Wingard Memorial, 1990 Lancaster-First, 1994 Rock Hill DS, 1998 Lyttleton Street, 2003 Coordinator of Clergy Services, 2005 Lyttleton Street, 2008 Retired. 1415 Mill Street, Camden 29020 (R) 803-432-6507

a **Griffith, John Patrick** – RE, OT 1969, FE 1971, R 1994, SC: 1958 Union-St. John, 1960 Pomaria, 1966 Upper Richland, 1972 Butler Circuit, 1975 Bethany-Zoar, 1988 Victor, 1992 Plum Branch, 1994 Retired. 432 N Main Street, Saluda 29138-1140 (O) 864-445-7135 (R) 864-445-7135

a **Grigsby, James Allen (Jim)** – RE, OT 1946, FE 1948, R 1986, SC: 1943 Chesnee, N GA: 1945 English Ave., SC: 1946 In School, 1947 Laurens-St. James, 1953 Marshall Memorial-Homeland Park, 1956 West Columbia-Mt. Hebron, 1959 Lewis Memorial, 1962 Glendale, 1965 Orange Circuit, 1971 Kershaw Charge, 1975 Rock Hill-Bethel, 1978 Pine Grove-Epworth, 1983 Grace-Bethel Charge, 1984 Grover, 1986 Retired, (RSY) 1994 Ridge Spring. 157 Grigsby Circle, Saluda 29138-9112 (O) 864-445-8921 (R) (864) 445-8921

Grimsley, John Preston – FE, SY, OD, PM 1998, FE 2000, SC: 1995 Olanta-Coward (SY), 1998 Bowman Charge, 2000 Turbeville, 2004 Johnsonville, 2007 Shiloh, Chesterfield, 2011 Indian Field. 2030 Hwy 15 North, St. George 29477 (O) 843-563-2410 (R) 843-563-4566 (F) 843-563-4633

Grubb, James Alan – FE, FL 2006, PE 2007, FE 2010, SC: 2006 Ruffin Circuit, 2010 Pinopolis. PO Box 521, Pinopolis 29469 (O) 843-761-8477 (F) 843-761-8577

Guffee, Michael Loyd (Mike) – FE, OT 1973, FE 1976, SC: 1973 In School, 1975 Bath-Clearwater, 1978 McCormick, 1983 Berea-Friendship, 1993 Aldersgate, 1998 Shandon. 3407 Devine Street, Columbia 29205-1901 (O) 803-256-8383 (R) 803-256-2522 (F) 803-256-0433

e **Gunn, James Henry (Jim)** – RE, FE, Transfer to SC 08/05/1986, R 01/01/2011, SC: 08/05/1986 Chaplain, Richland Memorial Hospital, 1998 Chaplain, Penrose St. Francis Health System, 01/01/2011 Retired. 40729 W. Pryor Lane, Maricopa AZ 85138-7378 (O) 719-776-8519 (R) 719-638-8505 (F) 719-776-8767

Guthrie, Linda McDaniels – PE, PE 2009, SC: 2009 Covenant, Greer, Associate. 21 Weybridge Court, Greenville 29615 (O) 864-918-2460 (R) 864-244-3162

Gwinn, Roger Marion – PL, PL 2004, SC: 2004 Arial-Tabor. 119 Biltmore Drive, Pickens 29671 (R) 864-878-6592

a **Haase, Randall Lynn** – OE, OE 2011, SC: 2011 Pinewood. PO Box 203, Pinewood 29125 (O) 803-452-5737 (R) 803-452-6867

a **Hadden, Miriam Graham** – FE, PM 1998, FE 2003, SC: 1998 Edisto Charge, 2000 Clinton, 2003 Jordan, 2006 Union, McBee, 2010 Johnsonville. 260 Asbury Street, Johnsonville 29555 (O) 843-386-2165 (R) 843-386-3903

Hadden, Oliver Julius Jr. – FE, PL, PM 1999, FE 2003, SC: 1978 Capers Chapel, 1987 no appointment, 1990 Warrenville, 1991 no appointment, 1993 Vaucluse, 1999 Springfield Charge, 2003 Union Charge, Hemingway, 2006 Asbury Charge, 2010 Bethlehem, Pamplico. 260 Asbury Street, Johnsonville 29555 (O) 843-493-5294 (R) 843-386-3903

Hagler, Joseph Lee – PL, PL 2002, SC: 2002 Cordesville. PO Box 72012, N. Charleston 29415 (O) 843-899-2711 (R) 843-513-0549

a **Hall, April Lee** – FE, FL 1989, PM 1990, FE 1992, SC: 1990 Fairfield Circuit, 1991 Trinity-Lancaster, 1993 Waterloo, 1996 Fort Mill, St. John, Associate, 03/31/97 Incapacity Leave. 290 Commons Parkway, Daleville VA 24083 (R) 540-529-5061

Hall, Daniel McKay (Sonny) – PL, PL 2010, SC: PO Box 337, Clio 29525 (O) 843-586-9684 (R) 843-586-9684

a **Hall, James Leidy (Jim)** – RE, OT 1955, FE 1958, R 1985, SC: 1955 In School, 1956 Greer-Liberty-Apalache, 1960 Spartanburg-St. James, 1965 Seneca-St. Mark, 1972 Duncan Acres, 1976 Greenwood-St. Mark, 1979 Cayce, 1980 Charleston-Bethany, 1980 LOA, 1985 Retired, 1993 Antioch (RSY). 337 Sparrow Drive, Surfside Beach 29575-3124 (O) 843-340-6535 (R) 843-340-6535

a **Hall, Robbie Van** – FL, FL 1993, SC: 1993 Cattle Creek, 1994 Olar Charge, 1997 Livingston-Pine Hill, 2005 Trenton-McKendree, 2006 Bowman Charge, 2011 Calhoun Charge. 126 Kennerly Road, North 29112 (R) 803-874-2398

a **Hall, Robert Auburn (Bob) Jr.** – RE, OT 1969, FE 1972, R 1998. SC: 1969 In School, 1971 Philadelphia, 1974 Charleston-Epworth, 1977 Cowpens-Salem, 1987 Pageland, 1993 Sharon, 1998 Retired. 2104 Old Buncombe Road, Greenville 29609-4380 (R) 864-235-8914

Halter, Vincent Francis (Vince) – RL, SY, FL 2000, 2002 Discontinued to Receive Benefits, SC: 1999 Rembert-St. John, 2002 Rembert-St. John (RSY),2008 No Appointment, 03/15/09 Rembert-St. John (RSY). 1612 Black Gum Lane, Ridgeway 29130 (R) 803-408-8696

Hames, Judy Correll – FE, PE 2002, FE 2005, SC: 2002 St. Matthews Charge, 2008 Bethel Park. PO Box 207, Denmark 29042 (O) 803-793-3669 (R) 803-793-3595

Harley, Walter – PL, PL 2007, SC: 2007 Rowesville Parish, Associate. PO Box 362, St. Matthews 29135-0362 (O) 803-794-9200 (R) 803-655-5369

Harmon, Paul Wesley – FE, OT 1978, FE 1983, SC: 1977 Ashland, 1978 In School, 1979 Main Street Associate, 1984 Goose Creek Charge, 1989 Jackson, 1994 Philadelphia, 2001 Trinity, Spartanburg, 2005 Washington Street, 2010 Spartanburg District Superintendent. 364 S Pine St Suite B120, Spartanburg 29302 (O) 864-583-5109 (R) 864-582-5465 (F) 864-583-1134

a **Harmon, Samuel Kaiser (Sam)** – RE, OT 1963, FE 1966, R 2004, SC: 1961 Campobello-Jackson Grove, 1963 In School, 1966 Washington Street Associate, 1969 Rehoboth-Bethel, 1973 Rock Hill-Main Street, 1977 Aiken-Charles Wesley-Trinity, 1980 Mt. Hebron, 1986 Orangeburg-St. Andrews, 1991 Columbia-Ashland, 1994 Asbury Memorial, 1999 Cayce, 2004 Retired. 319 Rawl Road, Lexington 29072 (R) 803-957-5868

a **Harper, James Otis (Jimmy)** – RE, PM 1984, FE 1987, R 2006, SC: 1984 Irmo-Salem Associate, 1985 Hebron-Pergamos, 1988 Charleston-Grace Associate, 1992 Zoar, 01/15/98 Red Bank, 2002 Lawrence Chapel, 2006 Retired, 2007 McClellanville-Wren's Chapel (Sewee Santee Charge)(RSY). 6509 Hwy 17 N, Awendaw 29429-4902 (O) 843-887-3426 (R) 843-928-3848

Harper, William Neal (Will) – FE, PM 1988, FE 1995, SC: In School, 1990 Warrenville-Pentecost, 1991 In School, 1992 Kingstree Circuit, 1994 Spartanburg-Trinity Associate, 1996 Blacksburg Charge, 09/01/99 Simpsonville Associate, 2001 Pisgah, Aynor, 2003 Pamplico, 2007 Trinity-Honea Path. PO Box 483, Honea Path 29654 (O) 864-369-7404 (R) 864-369-0987

Harrelson, Curtis Davon – FL, FL 2010, SC: 2010 Liberty Hill-Woods Chapel. 51 Montague Circle, Greenville 29617 (O) 864-979-6870 (R) 864-246-8153

Harrington, Fadetra Deonka – PE, FL 2009, PE 2011, SC: 2010 Fisher Chapel-St. Stephen. 105 Sunset Circle, Hardeeville 29927 (O) 843-784-9292 (R) 843-784-9292

a **Harris, Carl Nickolas** – RE, OT 1959, FE 1961, R 2000, SC: 1956 Carlisle-Gilliam Chapel, 1960 Clifton, 1964 Landrum, 1969 Loris-First, 1975 Florence-St. Paul, 1986 Orangeburg-St. Paul, 1993 Conway-First, 2000 Retired, 2011 Camp Swamp (RSY). 955 Scenic Drive, Loris 29569-6978 (O) 843-756-8839 (R) 843-756-8839

a **Harris, Gene Austin** – RL, PL, FL, R 1999, SC: 1992 Shiloh, 1994 Bennettsville Circuit II, 1999 Retired, 1999 Oakland (RL), 2010 Oakland (RL). 119 Wilson Street, Bennettsville 29512-3047 (O) 843-479-4468 (R) 843-479-4468

a **Harris, James William (Bill)** – OF, OF 2001, 408 Heritage West Ct., Greenwood 29649 (O) 864-227-2963 (R) 864 388-9197

Harrison, Jerry Jr. – PE, PL 2008, PE 2010, SC: 2008 Jericho. 102 Velvet Court, Goose Creek 29445-7217 (O) 843-835-2577 (R) 843-797-1219

a **Hartsell, Franklin David** – RE, OT 1961, FE 1963, R 1997, SC: 1958 Utica-Fairview Associate, 1959 Seneca Circuit, 1961 Bethesda-Beulah, 1963 Laurel Bay, 1964 Division of Chaplains, 1982 Bells, 1985 Little River, 1992 Lawrence Chapel, 1997 Retired. 518 Squire Circle, Clemson 29631 (R) 864-654-6317

Haselden, Willis Everette (Rett) IV – PE, PE 2010, SC: 2010 St. John's, Rock Hill, Associate. PO Box 149, Rock Hill 29731 (O) 803-327-3113 (R) 803-415-5545 (F) 803-327-3119

Hatchell, James William – FE, PM 1995, FE 1997, SC: 1995 Montgomery Memorial, 2003 Lyman, 2010 Augusta Road, 1/1/2011 Incapacity Leave. PO Box 401, Lyman 29365 (O) 864-439-4047 (R) 864-439-2616 (F) 864-439-9799

a **Hatchell, Sandra Hardin** – FE, PM, FE 1999, SC: 1996 Hebron-Pergamos, 1998 Eutawville, 2001 Mount Dearborn, 2004 Cottageville Charge, 2007 Plum Branch Charge, 2009 Trio (3/4), 06/01/2011 Incapacity Leave. 1540 Seaboard Road, Andrews 29510 (O) 843-221-7778 (R) 843-221-7778

a **Haton, Donald Sidney (Don)** – RE, OT 1961, FE 1963, R 2002, VA: 1960 SP, SC: 1964 Coward, 1965 Immanuel-Loree, 1970 Westminster, 1972 Westminster-Chicopee, 1979 Blythewood-Trinity, 1981 Retired, 1982 Pageland, 1987 New Hope, 1990 El Bethel, 1994 Grace-Apalache, 2002 Retired. 104 Leesburg Peak, Greer 29651 (R) 864-848-6308

Hawkins, Lisa Conyers – FE, PE 2000, FE 2003, SC: 2000 West Greenville, 2001 Charleston Wesley Foundation. 273 Meeting Street, Charleston 29401 (O) 843-958-9149 (R) 843-766-2991 (F) 843-722-8440

a **Hayhurst, Michael Leon** – FE, FL 2005, PE 2006, FE 2009, SC: 2005 Associate, Simpsonville, 08/01/2009 Chaplain U.S. Air Force, Langley Air Force Base, VA. 633d Air Base Wing Chaplain's Office, Langley AFB VA 23665 (O) 757-764-7847 (R) 757-224-6627

Hays, Lawrence Foy (Larry) Jr. – FE, OT 1975, FE 1977, SC: 1975 Orangeburg-St. Andrews Associate, 1976 Boone Hill, 1979 Rock Hill-Antioch, 1984 Lake City, 1993 St. Luke, 1998 Bethel-Spartanburg, 2006 St. John's, Rock Hill, 2008 Mount Hebron. 3050 Leaphart Road, West Columbia 29169 (O) 803-794-8273 (R) 803-796-7044 (F) 803-794-8268

Haywood, Velma Martin – FE, SP, PM 1994, FE 1997, SC: 1993 Bamberg Circuit, 1996 Ladson-Wesley, 1998 Orangeburg Circuit, 2008 Easley Charge. Post Office Box 825, Easley 29641 (O) 864-855-0400 (R) 864-855-6281 (F) 864-855-0475

a **Heape, Ernest Marvin** – RE, OT 1948, FE 1950, R 1986, SC: 1944 Valley Falls, 1945 Bethel-Ben Avon, 1946 Pendleton, 1950 Central, 1953 Rocky Mount, 1957 Columbia-St. John, 1960 St. Matthews, 1965 Florence-St. Paul, 1970 Cherokee Place, 1973 Hartsville D.S., 1979 Assoc Adm. Office Min. Affairs, 1982 Director-Methodist Home, Orangeburg, 1986 Retired. PO Box 9005, Orangeburg 29116 (R) 843-533-0557

Helms, Lois Jean – FE, FL 2005, PE 2006, FE 2009, SC: 2005 Hendersonville Circuit, 2011 Chester Circuit. 1791 Lowrys Highway, Chester 29706 (O) 803-377-7689 (R) 803-385-2611 (F) 803-377-1430

Hemingway, John Tyrone – RL, FL 1988, R 2010, SC: 1988 Asbury Clio, 1991 Mars Bluff, 2001 Mullins Charge, 2010 Retired. PO Box 671, Marion 29571-0671 (O) 843-423-5428 (R) 843-423-5428

Henderson, Michael Bernard – FE, OT 1980, FE 1985, SC: 1979 Fingerville-Cherokee Springs, 1981 Charleston-Grace Associate, 1985 Woods Chapel, 1988 Ben Avon-Glendale, 1992 Charleston-Centenary, 1996 Bethel, Oswego, 2004 Cayce. 1600 Twelfth Street, Cayce 29033 (O) 803-794-3200 (R) 803-794-2147 (F) 803-794-6191

a **Hendricks, John Kirkwood (Kirk)** – RE, OT 1976, FE 1978, R 1994, SC: 1961 Sampit, 1962 Discontinued, 1964 Folly Beach, 1970 Red Bank, 1974 Harris, 1976 Newberry-Trinity, 1980 Ware Shoals-Hodges, 1986 Ninety Six-St. Paul, 1994 Retired, 1997 Lake View/Union Charge (RSY). 387 Muirfield Pkwy, Charleston 29414-6830 (R) 843-766-6507

Hendry, Joyce Arlene – FL, PL 2001, FL 2006, SC: 2000 Berkeley Circuit, 2004 Lebanon Charge, 2010 Ann Hope-Friendship. 246 Friendship Valley Road, Seneca 29678 (O) 864-882-5502 (R) 864-882-9696

Henry-Crowe, Susan Thurston – FE, OT 1974, FE 1977, SC: 1974 In School, 1976 Seneca-Friendship, 1978 Arrington-Holroyd, 1980 Arrington, 1982 Shady Grove, 1985 Associate Director CCOM, 1989 Director CCOM, 1991 Dean of Chapel and Religious Life, Emory University. 1183 Briarcliff Road, Atlanta GA 30306 (O) 404-727-6226 (R) 404-888-0918 (F) 404-727-0728

Herlong, Benjamin Wade (Ben) – FE, PM 1981, Reinstated 1989, FE 1991, SC: 1981 Smoaks Charge, 1984 Discontinued, 01/01/1987 LP Bailey Memorial-Sandy Springs, 1994 Shady Grove, Irmo, 2001 St. Paul, Ninety Six, 2005 St. Paul, Orangeburg, 2008 Gramling. P O Box 58, Gramling 29348 (O) 864-472-2551 (R) 864-472-2552 (F) 864-472-4939

Herlong, William Edward (Ed) – PL, PL, PL 1997, SC: 1997 Tabernacle, 2002 Lamar Circuit. 916 Potato House Road, Darlington 29532-6500 (R) 843-393-3394

Hester, Scarlett Tanner – FE, SP 1996, PE 2001, FE 2004, SC: 1996 Loris Charge, 2001 Asbury Charge, 2002 Associate, First Church, Myrtle Beach, 2009 St. Mark, Charleston. 413 Geddes Avenue, Charleston 29407 (O) 843-766-5239 (R) 843-766-4704 (F) 843-571-7495

Heustess, Kathy Thompson – FD, FD 1997, SC: 1996 Counselor, Saluda Psychological Services Inc., 2002 Counselor, Methodist Counseling and Consultation Services, 2003 Counselor, Coastal Samaritan Center, 2006 Executive Director, Coastal Samaritan Counseling Center. PO Box 2967, Myrtle Beach 29577 (O) 843-448-4820 (R) 843-365-0794 (F) 843-448-9875

Heustess, William Faison (Bill) Jr. – FE, PM 1985, FE 1987, SC: 1985 Kingstree Circuit, 1988 Liberty-Chapel-Friendship, 1994 Duncan Acres, 1996 Wesley Memorial-Bethlehem. 1999 India Hook, 2003 Loris First, 2005 Center-Nichols-Tranquil. PO Box 20, Nichols 29581 (R) 843-365-0794

Hicks, Granville Aiken – RE, OT 1955, FE 1958, R 2001, SC: 1955 In School, 1956 Rock Mill, 1958 Seneca, 1966 Seneca-Walhalla, 1967 Camden-Trinity, 1970 Orangeburg D.S., 1976 Cumberland, 1984 Kingstree-Mt. Zion, 1991 Anderson D.S., 1997 John Wesley, 2001 Retired. 35 Sherman Lane, Greenville 29605-2234 (R) 864-422-8444

Hightower, William Allen – PL, PL 2003, SC: 2003 Hopewell-Sharon Charge, Kinards, 2006 Vaucluse-Pentecost, 2008 Bethlehem-Gassaway. 419 North Main St., Saluda 29138 (R) 864-445-7842

a **Hill, Jerry Mills** – FL, PL 1992, FL 2002, SC: 1992 St. John-Travelers Rest, 2000 Buncombe Street, Minister of Social Ministries and Mission Outreach. PO Box 1988, Greenville 296021988 (O) 864-232-7341 (R) 864-292-5043 (F) 864-242-4478

a **Hill, Thomas Hugh (Tommy) Jr.** – RL, PL 2000, R 2007, SC: 2000 Mesopotamia, 2007 Retired. 230 Old Georgia Road, Moore 29369-9321 (O) 864-587-1603 (R) 864-587-1603

a **Hipp, John Gerald** – RE, OT 1940, FE 1942, R 1980, SC: 1940 Cross Anchor, 1943 Pickens-Mt. Bethel, 1945 Chaplain-USA, 1946 Belton, 1948 Startex, 1952 Graniteville, 1956 Providence, 1960 Columbia-Bethel, 1962 Central Charge, 1966 Platt Spring-Mt. Horeb, 1971 Matthews, 1975 Edgefield, 1978 O'Neal Street, 1979 Disability, 1980 Retired, 1986 Galloway Memorial. 1110 Marshall Road, Greenwood 29646 (O) (864) 227-6354 (R) 8642276354

Hipp, John Wesley – FE, OT 1976, FE 1979, SC: 1976 In School, 1978 Aiken-St. John's Associate, 1979 Wagener, 1984 Adnah, 1990 Saluda-St. Paul, 1994 Chapin, 2001 First Conway, 02/07/2003 Chaplain, United States Army Reserves, 2004 Bethel, Charleston, 2010 Orangeburg District Superintendent. PO Box 303, Orangeburg 29116 (O) 803-534-7564 (R) 803-937-6023 (F) 803-534-5474

Hodge, Anthony – FE, PM 1994, FE 1996, NGA: 1992 Travis Chapel (SLP), 1993 Allen Temple (SLP), SC: 1994 Harleyville Parish, 1996 Walterboro Parish, 1999 New Life UMC, 2004 St. James, Goose Creek. 512 St. James Avenue, Goose Creek 29445 (O) 843-553-3117 (R) 843-824-1419 (F) 843-553-3197

Holder, Shelly Anne – FD, PD 2006, FD 2011, SC: 2006 St. Luke, Hartsville, Minister of Youth and Programming. 302 Dunlap Drive, Hartsville 29550 (O) 843-383-5169 (R) 843-206-8659 (F) 843-383-0916

a **Holler, Adlai Cornwell Jr.** – RE, OT 1951, FE 1953, R 1992, SC: 1951 In School, 1952 Division of Chaplains, 1982 Summerville-Bethany Associate, 1990 Charleston District Counseling Center, 1992 Retired. 112 Old Dominion Drive, Charleston 294183012 (R) 843-552-3941

Holler, Adlai Stephen (Steve) – FE, OT 1982, FE 1984, SC: 1981 In School, 1982 Poplar-Antioch-Salem, 1985 Division of Chaplains, 1993 Armenia, 1997 Francis Asbury, 2000 Wayne, 2004 Grace, Pickens, 2009 Trinity, Spartanburg. 626 Norwood Street, Spartanburg 29302 (O) 864-585-4884 (R) 864-541-7267 (F) 864-585-3851

Holler, John Emory Jr. – FE, OT 1975, FE 1979, SC: 1975 Columbia-Main Street Associate, 1978 Norway Charge, 1982 Latimer Memorial, 1984 LOA, 1985 Trenholm Road Associate, 1987 Shady Grove, 1992 Trenholm Road Associate, 1999 Minister of Counseling-Trenholm Road, 2006 President and CEO Epworth Children's Home. PO Box 50466, Columbia 29250 (O) 803-256-7394 (R) 803-254-5357 (F) 803-212-4798

a **Holmes, Eugene Covington** – RE, OT 1956, FE 1958, N MS: 1956, R 1996. SC: 1958 Spartanburg-Bethel Associate, 1960 Nichols, 1964 Suber Marshall Memorial, 1968 Ninety Six-St. Paul, 1972 Hartsville-Wesley, 1977 Virginia Wingard Memorial, 1980 Conway-First, 1981 Broad Street, 1985 Seneca-St. Mark, 1993 Mauldin, 1996 Retired. 1355 Raintree Drive, Columbia 29212-1546 (R) 803-407-2284

a **Holroyd, William Thomas** – RE, OT 1949, FE 1952, R 1989, SC: 1949 In School, 1950 North Anderson, 1955 Epworth Memorial, 1959 Fairfax, 1961 York-Trinity, 1965 Gramling, 1970 Aldersgate-India Hook, 1973 Chester-Bethel, 1978 Lyman, 1985 Few's Chapel-Jackson Grove, 1989 Retired. 150 Downs Blvd., Apt. E-210, Clemson 29631 (R) 864-653-3161

Holt, Arthur Hardin – FE, OT 1977, FE 1980, SC: 1977 Irmo-Union Associate, 1981 Saluda Circuit, 1984 Edgefield, 1987 Francis Asbury, 1992 Mt. Holly, 1998 Church of the Covenant, 2004 Memorial. 201 North Main Street, Greer 29650 (O) 864-877-0956 (R) 864-877-8836

Holtzclaw, Kitty Cooper – FE, PM 1997, FE 2000, SC: 1997, appt to attend school, 1998 Emma Gray, 2001 Buncombe Street Associate, 2005 Mountain View, 2010 Broad Street. PO Box 204, Clinton 29325 (O) 864-833-0177 (R) 864-833-0317

a **Hood, James Franklin** – RE, OT 1960, FE 1962, R 1997 Holston: 1961, SC: 1962 Smoaks, 1965 Bogansville, 1968 Liberty-Cherokee Springs, 1973 Pamplico, 1978 Moncks Corner, 1983 Easley-First, 1985 Latta-Floyd Dale, 1989 Fort Mill-St. John's, 1993 Surfside, 1994 Bethlehem, 1997 Retired. 612 Rumble Wood Lane, Seymour TN 37865 (O) 865-609-2843 (R) 865-609-2843

Hood, Michael James – FE, PE 2004, FE 2007, SC: 2004 Bethany-Zoar, 2008 New Church Start-Grace Point, 2010 Barnwell Charge. 653 Washington Street, Barnwell 29812 (O) 803-259-3331 (R) 803-259-7568

Hook, Darren Cleveland – FE, SP 1998, PE 2000, FE 2003, SC: 1998 Friendship, 2000 Grace, Abbeville, 2007 Covenant, Greer. 1310 Old Spartanburg Road, Greer 29650 (O) 864-244-3162 (R) 864-236-8592 (F) 864-244-5191

a **Hook, Samuel Scott (Sam)** – RE, PM 1975, FE 1977 1984 Tenn Conf, 1995 SC Conf. R 1998 SC: 1975 In School, 1977 Gilbert, 1980 Columbia College, 1984 Tennessee, 1995 St. Joseph's Hospital Foundation, 1997 CMA Hall of Fame, 1998 Retired. PO Box 1726, Palm Desert CA 92261 (O) 760-773-2561 (R) 760-349-9061

Hooker, Amiri Bernard – FE, PM 1997, FE 2000, SC: 1997 New Harmony, 2002 Springtown, 2007 St. John-Wesley Chapel. 480 East Lydia Highway, Hartsville 29550-6306 (O) 843-383-5331 (R) 843-383-9447

a **Hope, Donald Jerome** – RE, OT 1963, FE 1966, R 1999, SC: 1963 In School, 1964 Utica-Fairview, 1968 Toxaway, 1973 Simpsonville-Bethel, 1977 Prosperity Charge, 1987 Zoar, 1992 Travelers Rest, 1998 Mt Zion (Central), 1999 Retired, (RSY) Few's Chapel. 400 Webber Road, Apt. E-2-1, Spartanburg 29307 (O) 864-579-8541 (R) 864-579-8541

a **Hopper, Richard Douglas** – RE, PL 1959, OT 1960, FE 1968, R 2007, SC: 1960 Belton Mill-Mt. Bethel, 1961 In School, 1963 Discontinued, 1966 Charleston-John Wesley Associate, 1967 Stallsville, 1970 Bethune, 1971 Sumter-Trinity Associate, 1972 Woodside-Holroyd, 1974 Withdrawn, 1985 LP Asbury Charge, 1986 Readmitted, Lake View, 1990 Salem-St.Andrews, 1994 Epworth, 10/01/98 Zoar, 02/16/04 Mt. Bethel-Porter's Chapel, 2004 Wesley Chapel, Lydia, 2007 Retired. 140 Pershing Street, Spartanburg 29302 (O) 864-582-3181 (R) 864-582-3181

a **Hopper, Robert Charles** – RE, PM 1962, FE 1964, Honorable Location 1980, FL 1993, Reinstated FE 1995, R 2004, SC: 1962 In School, 1964 Cherokee Place Associate, 1968 Charleston Innercity Ministries, 1973 Comm. on Alcoholism, 1980 Honorable Location, 1993 Gordon Memorial-Greenbrier 1999 Hopewell, 2004 Retired. 15 Gray Mist Lane, Sylva NC 28779

Horne, Robert Wayne – FE, OT 1981, FE 1985, SC: 1981 In School, 1982 Mill Creek, 1985 Buncombe Street Associate, 1988 Johnston-Harmony, 1992 St. Mark, 1998 Aldersgate-Greenville, 2007 Trenholm Road. 3401 Trenholm Road, Columbia 29204 (O) 803-254-6695 (R) 803-708-1560 (F) 803-254-6363

Horres, Randall Walter – FL, PL 2005, FL 2009, SC: 2005 Hood's Chapel, 2009 New Hope, Ridgeville. 1253 Jedburg Road, Summerville 29483 (O) 843-688-4673 (R) 843-762-3555

Houston, Donald Mitchell (Mitch) – FE, OT 1976, FE 1979, SC: 1976 In School, 1978 Homeland Park-John Wesley, 1979 Olanta, 1982 Florence-Central Associate, 1983 Knightsville, 1985 Pendleton, 1990 Central, 1994 Wesley, 2000 Carteret Street, 2006 Salem, Irmo. PO Box 237, Ballentine 29002 (O) 803-781-1626 (R) 803-781-6565 (F) 803-781-4476

a **Hovis, Doris Nordan** – RL, PL 2001, R 2004, SC: 2001 Van Wyck, 2004 Retired. 2084 Country Club Drive, PO Box 2042, Lancaster 29721 (R) 803-285-3708

Howell, Jeremy Lawton – FE, FL 1997, PM 1999, FE 2001, SC: 1997 Cherokee Place, 2001 Daniel Island, 2002 North Mount Pleasant, 2006 Union, 2009 First Church, Harleyville. PO Box 345, Harleyville 29448 (O) 843-462-7270 (R) 843-462-7271

Howell, Richard Reber (Ricky) Jr. – FE, FL 2005, PE 2006, FE 2009, SC: 2005 St. Matthew Circuit, 2009 Tabernacle-Dawsey (1/2), 2009 Director, Francis Marion Wesley Foundation (1/2). 6854 Francis Marion Road, Pamplico 29583 (R) 843-493-6155

Howell, Robert Joseph (Bob) Jr. – FE, OT 1981, FE 1984, SC: 1978 Bethune, 1982 Buncombe Street Associate, 1985 Blythewood, 1993 Florence-St. Paul, 1998 Bethany, Summerville. 118 W 3rd South Street, Summerville 29483-5918 (O) 843-873-1230 (R) 843-873-2635 (F) 843-873-1937

Howle, George Kenneth – FE, OT 1982, FE 1984, SC: 1982 St. Matthew Circuit, 1986 Wagener, 1990 Cokesbury-Hodges, 1991 Associate St. John's, Aiken, 1994 Kingstree, 2000 Clemson, 2005 St. John's, Aiken. PO Box 809, Aiken 29802 (O) 803-648-1595 (R) 803-644-8454 (F) 803-648-7197

Howle, John David – FL, FL 2011, SC: 2011 Rembert-St. John. 3919 Spring Hill Road, Rembert 29130 (R) 803-432-0838

a **Hucks, Fladger Levon** – RE, OT 1978, FE 1981, R 2004, SC: 1978 In School, 1979 Bailey Memorial-Sandy Springs, 1983 New Zion Charge, 1985 Sandy Springs-Zion Charge, 1987 Aiken-St. John's Associate, 1991 LOA, 11/18/92 Tranquil-Center-Spring Branch, 2004 Retired. 2973 Highway 129, Galivants Ferry 29544-6805 (O) 843-358-5608 (R) 843-358-5608

Hudson, Blaine Steven – RE, OT 1969, FE 1971, R 2005, C: 1969 In School, 1970 Walterboro Associate, 1973 Kings Mountain Chapel, 1978 Zion-Zoar, 1980 St. John-Dalzell, 1990 St. James, 1997 Bethel Park, 2005 Retired, 11/01/2005 Orange Circuit (RSY), 2007 Waterloo (RSY). 306 Hickory Heights Drive, Gray Court 29645 (O) 803-677-3551 (R) 864-575-2018

Hudson, Kathy Priest – PE, FL 2008, PE 2009, SC: 2008 Grace, Lancaster. PO Box 418, Lancaster 29721 (O) 803-283-2668 (R) 803-235-2289

a **Hudson-Jacoby, Wendy Timms** – OE, OE 2011, SC: 2011 North Charleston. 1125 E. Montague Avenue, N. Charleston 29405 (O) 843-744-6669 (R) 843-530-5686 (F) 843-744-6669

a **Huff, Archie Vernon (A V)** – RE, OT 1960, FE 1962, R 2003, SC: 1960 In School, 1962 Washington Street Associate, 1966 In School, 1968 Furman University, 2003 Retired. 30 Glenrose Avenue, Greenville 29617-6214 (O) 864-294-2182 (R) 864-834-9726

Huggins, Joseph Robert (Bob) – FL, SP 2001, FL 01/01/2003, SC: 2001 Trio, 2009 St. John, Sumter. 136 Poinsett Drive, Sumter 29150 (O) 803-773-8185 (R) 803-775-1718 (F) 803-773-8185

Huggins, Leonard Jr. – FE, OT 1980, FE 1985, SC: 1979 North Charge, 1980 Rowesville Parish, 1981 In School, 1982 Pendleton Charge, 1985 Thompson Centennial, 09/01/86 Bennettsville Parish, 1990 Bamberg Parish, 1995 Friendship Kingstree, 2005 New Covenant, Bowman. PO Box 580, Bowman 29018 (O) 803-829-3073 (R) 803-829-1566

a **Hughes, Elizabeth Chestnut (Betty)** – RE, PM 1986, FE 1989, R 2002SC: 1985 Golightly-Tabernacle, 1987 Dawsey, 1989 Latta-St. Andrew, 1993 Pamplico/Prospect, 1997 Indian Field, 2002 Retired. 24 21st Avenue, Isle Of Palms 29451-2302 (R) 843-364-4028

a **Hughes, Jessie Clark** – RE, OT 1975, FE 1978, R 2001, SC: 1975 In School, 1977 Bucksville Circuit, 1980 Capers Chapel-New Hope, 1982 Jonesville, 1987 Scranton-St. John, 1989 Latta-St. Andrew, 1993 Bethlehem, 1995 Asbury Charge, 1997 Walterboro Charge, 2001 Retired, (RSY) Walterboro Charge. 24 21st Avenue, Isle Of Palms 29451-2302 (R) 843-364-4027

a **Hughes, William Steve** – RL, PL 1986, R 2007, SC: 1986 Cades-Cameron, 2007 Retired. 110 Wagon Wheel, Surfside Beach 29575 (O) 843-354-9021 (R) 843-354-9021

Huguley, Rebecca Jean – FE, PE 2002, FE 2005, SC: 2002 Newberry Circuit, 2004 El Bethel, Spartanburg, 2006 St. Paul, Chesterfield. 305 West Main Street, Chesterfield 29709-1516 (O) 843-623-2034 (R) 843-623-2692

a **Huh, Do Bum** – OE, OE 2000, SC: 2000 Charleston Korean. 2745 Shadow Lane, No. Charleston 29406 (O) 843-797-8199 (R) 843-572-7581

Humphries, Heather Bridges – FE, PE 2006, FE 2009, SC: 2006 Trinity, Spartanburg, Associate. 449 Candleglow Drive, Boiling Springs 29316 (O) 864-585-4884 (R) 864-599-1881 (F) 864-585-3851

Hunsucker, Carlton Wesley (Carl) – FE, SP 1988, PM 1993, FE 1997, SC: 1988 Bucksville Circuit, 1991 Mullins Circuit, 1998 Main St./Pine Grove, 2000 Trinity, Conway, 2010 St. John's, Fort Mill. PO Box 1298, Fort Mill 29716 (O) 803-547-7538 (F) 803-547-7539

Hunter, James Campbell (Jim) – FE, PM 1984, FE 1986, SC: 1983 Bethlehem-Tabor, 1984 Chiquola-Donalds, 1986 Marion First Associate, 1989 Faith, 1995 Leave of Absence, 1996 Greene Street-Epworth Memorial, 1999 Epworth Memorial, 2005 Leesville, 2007 Hibben. 690 Coleman Boulevard, Mount Pleasant 29464 (O) 843-884-9761 (R) 843-884-9631 (F) 843-884-2091

a **Hunter, James Elmo III** – RE, OT 1958, FE 1961, R 1998 SC: 1958 In School, 1960 Sumter-Trinity Associate, 1961 Whitney, 1963 Chaplain-Prof Spartanburg Methodist College, 1967 Honorable Location, 1968 Buncombe Street Associate, 1972 Whitmire, 1977 North Charleston, 1982 Greenville-St. Matthew, 1986 Spartanburg DS, 1992 North Augusta-Grace, 1998 Retired. 1246 Shadow Way, Greenville 29615 (R) 864-286-1525

Hunter, Kathryn O'Shields – FE, SP 1995, PM 1997, FE 2000 SC: SP 1995 Mt. Pleasant, 1998 Mt. Pleasant/St. Luke, 2000 Interim Chaplain Columbia College, 2001 Shady Grove, 2007 Hibben. 690 Coleman Boulevard, Mount Pleasant 29464 (O) 843-884-9761 (R) 843-884-9631 (F) 843-884-2091

Hunter, Keith – FE, PL 1990, SP 1992, PM 1996, FE 1999, SC: 1990 Lake Point, 1992 Greeleyville Parish, 1994 Anderson Circuit, 1997 York-St. James, 2003 Wesley, Ladson, 2009 Wesley, Yonges Island. 5100 Baptist Hill Road, Hollywood 29449 (O) 843-889-8415 (R) 843-889-1791 (F) 843-889-8415

e **Hutchins, Charles Anthony** – RD, FD 1999, R 2002. 2002 Retired. PO Box 1883, Greeneville TN 37744 (O) 803-776-6882 (R) 423-638-9267 (F) 423-638-9267

Hutchison, Paul Arthur – FE, PM 1986, FE 1989, SC: Appointed in other Annual Conference, 1987 Inman-Aldersgate, 1990 Friendship, 1996 First-Clover, 2005 Clemson, 2010 Manning. PO Box 68, Manning 29102-0068 (O) 803-435-8115 (R) 803-435-2588 (F) 803-435-4344

Hyatt, James Lewis (Jim) Jr. – RE, OT 1964, FE 1966, R 1999, SC: 1963 Lebanon-Kings Chapel, 1966 Adnah-Antioch, 1971 Pacolet, 1976 Duncan Acres, 1978 Clinton-Broad Street, 1981 Bennettsville-First, 1986 Woodland, 1991 Columbia -Main Street. 1999 Retired, 11/21/2010 Hopewell UMC (Lakeview Charge) (RSY). 158 Busbee Street, Conway 29526 (R) 843-248-2343

Hyder, Larry Richard – FE, SP 1989, PM 1991, FE 1996, SC: 1989 Golightly-Tabernacle, 1992 Kelton, 1999 Ben Avon/ Glendale, 2005 Ben Avon-Roebuck, 2007 Hickory Grove Charge. PO Box 158, Hickory Grove 29717 (O) 803-925-2316 (R) 803-925-2100

a **Inabinet, Charles Reed** – RE, OT 1966, FE 1968, R 2008, SC: 1966 In School, 1968 Olar, 1972 Lando, 1976 Aldersgate-India Hook, 1980 Cheraw-First, 1989 Marion-First, 1994 Surfside, 2008 Retired. 1314 Cherry Drive N, Surfside Beach 29575 (O) 843-238-2894 (R) 843-238-2894

Inman, David Carroll – FE, SP 1994, PM 1997, FE 1999 , SC: 1994 St. Paul, 1998 Catawba, 2002 South Lancaster Charge, 2003 Montgomery Memorial, 2007 Epting Memorial-Lebanon Charge, 2011 Hopewell. 3734 Heyward Hough Road, Lancaster 29720 (O) 803-286-4999 (R) 803-286-4998 (F) 803-286-4981

Ivey, James Wallace (Jim) – RE, PM 1986, FE 1990, R 2008, SC: 1981 Carlisle-Gilliam Chapel, 1986 Union-Unity, 1989 Estill-Black Swamp Charge, 1993 Bluffton, 2002 Cannon's Campground, 2006 Kings Mountain Chapel, 2008 Retired, 2008 Jonesville-New Hope (RSY). P O Box 787, Jonesville 29353 (O) 864-674-6141 (R) 864-427-7034

Ivey, Ruth Ann – RD, FD 1997, R 12/31/2007, SC: 1991 Minister of Christian Education, Bethany, 12/31/2007 Retired. 204 East 4th South Street, Summerville 29483 (R) 843-871-5252

Jackson, Cassandra Pasley – FE, OT 1982, FE 1984, SC: 1982 St. Mark-Mt. Zion, 1985 LOA, 1986 Hartsville-Alcot, 1990 Cowpens Parish, 1991 Pleasant View-Silver Hill, 1995 Camden First, 2000 Wesley/Pinopolis, 2002 Rock Hill Central Charge, 2007 South Greenville. 104 Williamsburg Drive, Greenville 29605 (O) 864-297-8463

a **Jackson, Sherry Ward** – OD, OD 2009, SC: 10/01/2009 Minister of Christian Education, Philadelphia, Fort Mill (3/4), 03/03/2011 No appointment. 4309 Windwood Circle, Charlotte NC 28226 (R) 704-589-2406

James, David George – FE, AM 1992, PM 1994, FE 1996 SC: (OD) 1990 Ann Hope, 1994 Sandy Springs-Zion, 1997 Arcadia/ Saxon, 2000 Piedmont, 2006 Stallsville. 255 Stallsville Road, Summerville 29485 (O) 843-875-7050 (R) 843-871-9912 (F) 843-851-9370

James, Frank Vertell – FE, PM 1993, FE 1998, SC: 1993 Orangeburg Circuit, 1998 St. Paul, 2008 Mount Carmel, 2010 Orangeburg Parish. 2920 Lakeside Drive, Orangeburg 29118 (R) 803-937-5790

James, Franklin Delano – PL, PL 2001, SC: 2001 St. Paul, Morrisville. PO Box 1, Cades 29518-0001 (R) 843-382-4379

a **James, Jerry Mitchell** – FE, OT 1973, FE 1976, SC: 1973 In School, 1975 Myrtle Beach Associate, 1976 LA Conf., 1978 Honorable Location, 1979 LA Conf., SC: 1987 Arial-McKissick, 1991 Dickson Memorial, 2002 Rehoboth, Columbia, 2004 McCormick, 03/01/2009 Incapacity Leave. 36 Fudora Circle, Simpsonville 29681-5674 (R) 864-399-9692

James, Joseph Ralph Jr. – FE, SP 1990, PM 1991, FE 1994, SC: 1990 Lowndesville Charge, 1992 Ocean Grove, 1995 Goose Creek, 1998 Asbury-St. James, 2003 India Hook, 2008 Buford Street. 120 E Buford Street, Gaffney 29340 (O) 864-489-7183 (R) 864-489-5322 (F) 864-489-7184

James, Katherine Lewis (Kathy) – FD, FD 1997, SC: 1996 Director of Program, Grace, 8/15/99 Director of Program, Bethel, Charleston, 2003 Family Leave, 08/01/03 Online Christian Education Training Program Columbia College, 08/01/04 Program Administrator for CE Columbia College (1/4), 08/01/04 Director of Congregational Life, Philadelphia, Fort Mill (3/4), 11/15/2005 Connectional Ministries Congregational Specialist. 803 West Montgomery Street, Gaffney 29341 (O) 803-493-6192 (R) 864-489-5322

James, Lindora Flemming – PL, PL 2009, SC: 2009 Kennedyville. 915 S. Firetower Road, Florence 29506 (R) 843-662-7054

a **James, Robert Earl** – RE, OT 1954, FE 1956, R 1995, SC: 1954 In School, 1956 St. Stephen, 1960 Ninety Six-St. Paul, 1965 York-Trinity, 1969 Virginia Wingard Memorial, 1974 Aiken-St. John's, 1984 Greenville-Aldersgate, 1987 Charleston -Bethel, 1995 Retired. 80 Satterwaite Road, Lake Junaluska NC 287459782 (R) 828-452-1279

James, William Simon – AM, PL 1980, AM 1996 SC: 1980 Jeremiah, 1982 Jeremiah-Mt. Seal, 1999 Shiloh Darlington, 2010 Kingstree East. 1153 Kindale Park Road, Kingstree 29556-5192 (O) 843-221-7197 (R) 843-382-5795, Code 2655

Jamieson-Ogg, Catherine (Cathy) – FE, PM, PM 1988, FE 1994, SC: 1988 In School, 1989 Holston Conf., 1993 Marion-Shiloh, 1996 Chaplain Columbia College, 2000 Trenholm Road Associate, 2001 Trinity, Blythewood. PO Box 864, Blythewood 29016-0864 (O) 803-786-1637 (R) 803-754-0181 (F) 803-786-6252

a **Jamison, Louis Dwight** – RE, OT 1963, FE 1966, R 2006, SC: 1960 Valley Falls, 1961 Valley Falls-Fingerville, 1963 In School, 1965 Bethel-Ebenezer, 1969 Grover, 1973 Boone Hill-Knightsville, 1977 Isle of Palms, 1978 Pleasant Hill, 1983 Spartanburg-El Bethel, 1985 Buford Charge, 1988 Travelers Rest, 1992 Inman, 1996 St. George, 2000 Aldersgate, 2006 Retired, 2007 Golightly-Tabernacle (RSY). 34 Coastline Drive, Inman 29349 (O) 864-592-0731 (R) 864-592-0731

Jayroe, Richard Carl – PL, PL 1998, SC: 1998 Johnsonville Circuit. 800 Benvenue Avenue, Georgetown 29440-9124 (O) 843-546-3633 (R) 843-546-8664

Jeffcoat, Ronnie Lee – PE, PL 2004, PE 2010, SC: 2004 Greenwood-Ninety Six, 2011 Rock Hill South Charge (1/2). 709 Haverhill Court, West Columbia 29169

Jefferson, Ethel Gethers – RE, PM 1994, FE 1997 R 2010, SC: 1994 Seneca Circuit, 1997 New Beginning, 2004 Ehrhardt Circuit, 2007 Involuntary LOA, 2010 Retired. PO Box 895, Moncks Corner 29461 (R) 843-899-2945

a **Jeffries, Nicholas Anderson** – FD, PD 2006, FD 2010, SC: 2006 Camp Chestnut Ridge, Efland, NC. 4300 Camp Chestnut Ridge Road, Efland NC 27243 (R) 919-338-2820

Jenkins, Jane Driver – FE, OT 1978, FE 1981, SC: 1978 In School, 1979 Walnut Grove, 1984 Grace-Apalache, 1989 Few's Chapel-Jackson Grove, 1990 Owings-Bramlett, 1994 Northside-Piedmont Park, 1998 Cayce, 1999 St. Paul, Ninety Six, 2001 Beaumont/Whitney, 2004 Landrum. 227 N Howard Street, Landrum 29356 (O) 864-457-3984 (R) 864-457-2230 (F) 864-457-3834

a **Jenkins, Larry Alfred** – RE, OT 1966, FE 1968, R 2002, SC: 1965 Great Falls-Asbury, 1968 Lando, 1972 St. James-Eureka, 1973 Chester-Wesley Memorial, 1978 Providence, 1981 Rock Hill-Main Street, 1982 Indian Field, 1985 El Bethel, 1988 Duncan Acres, 1992 Bethlehem, 1994 Marion-First, 1998 Main Street, 2002 Retired, 2004 Harris-Ebenezer (RSY). 104 Belwood Drive, Clover 29710 (R) 803-222-3266

Jenkins, Linda Tedder – PL, PL 1995 SC: 1995 New Zion. 1999 Richburg. 1639 Shytle Road, York 29745 (R) 803-684-5996

Jenkins-Jackson, Tarnishia Vanarda – PE, PL 2007, PE 2010, SC: 2007 Fairfield, 2010 Greer Circuit. 104 Bitternut Lane, Taylors 29687 (O) 864-895-5570 (R) 864-895-2778

a **Jennings, Charles Thomas** – RA, FL 1986, R 2002, SC: 1986 Chester Circuit, 1989 Kershaw Charge, 1992 Antioch, 1996 Quinby, 1998 Goose Creek, 2000 Arcadia/Saxon, 2002 Retired. 3874 Camden Drive, Myrtle Beach 29588-7859 (O) 843-236-9571 (R) 843-236-9571

a **Jeong, Chang Hoon (Changhoon)** – OE, OE 2006, SC: 2006 Greenville Korean Mission (1/2). 31 Killarney Lane, Greer 29650 (R) 864-292-0084

Jeter, Narcie McClendon – FE, PE 2005, FE 2008, SC: 2005 Campus Ministry Associate, Emory University, 2006 Director, Wesley Foundation Winthrop University. PO Box 5009, Rock Hill 29733 (O) 803-327-5640 (R) 803-324-2444 (F) 803-327-4999

Joens, Cathy Louise Woodcock – FD, FD 1998, SC: Director of Christian Education, Aldersgate, Greenville, 2009 Congregational Specialist. 102 Adelaide Drive, Greenville 29615 (O) 864-940-1893 (R) 864-787-5759

a **Joens, Janet Kaye Chapin** – RE, PM 1988, FE 1991, R 09/26/2002, SC: 1988 Walnut Grove, 1998 Sabbatical Leave, 1999, 2001 Family Leave, 09/26/2002 Retired, 01/01/09 Congregational Specialist. PO Box 283, Tryon NC 28782

Johnson, Charles Luther Sr. – FE, OT 1967, FE 1969, SC: 1967 In School, 1968 Greer Circuit, 1969 Staff Claflin College, 1973 Clover, 1976 Kingstree-Mt. Zion, 1984 Rock Hill DS, 1990 Clemson, 1995 Director, CCOM, 2004 Greenville District Superintendent. 213 College Street, Greenville 29601 (O) 864-233-3611 (R) 864-233-5871 (F) 864-242-1272

Johnson, Cheryl Giles – PL, LP20 2010, PL 2011, SC: 2011 Lynchburg Parish, Associate. 500 Baptist Road, Hemingway 29554 (R) 843-558-7171

Johnson, Franklin Herman – RE, OT 1967, FE 1971, R 1998 SC: 1963 Shiloh-Mt. Joshua, 1964 New Haven-Springhill, 1966 Lake City Circuit, 1968 West Camden, 1971 Seneca Circuit, 1975 Bethesda-St. Mary, 1978 Centenary-Kingsville, 1984 Clover Parish, 1986 Camden Charge, 1990 New Francis Brown-Enoch Chapel, 1994 Johns Island, Wesley, 1998 Retired, Associate, Enoch Chapel/ Grove Hall (RSY), 2004 Associate, St. Thomas Charge (RSY). 1828 Greenmore Drive, Charleston 29407-3520 (R) 843-571-2468

Johnson, Hal Bruce – PL, SY, PL 2002, SC: 1999 Golden Grove/Moore's Chapel (SY), 2002 Williamston Charge, 2007 Friends in Christ. P O Box 521, Chesnee 29323 (O) 864-461-3166 (R) 864-228-0050

Johnson, Mary Louise – FE, PE 2008, FE 2010, SC: 2008 Mount Beulah, 2011 St. James, Sumter. 911 North Guignard Drive, Sumter 29150-2420 (O) 803-773-4983 (R) 803-775-3741

Johnson, Scott Allen – FE, PE 2006, FE 2009, SC: 2006 Christ Associate, 2008 Union, Conway. 321 Corine Lane, Conway 29526 (O) 843-504-0935 (R) 843-369-1219

a **Johnston, James Willard (Jim) Jr.** – RE, OT 1973, FE 1975, R 2006, SC: 1973 Bethel-Cokesbury, 1975 Newberry-Trinity, 1976 LOA, 1977 Conf. Evangelist, 1980 Gilbert, 1984 Sumter-St. Mark, 1989 Red Bank, 1994 Cannon's Campground, 2002 St. Mark, Greenwood, 2006 Retired. 160 Egg-A-Day Farm Road, Spartanburg 29307 (O) 864-579-3107 (R) 864-579-3107

Jones, Alfonza Sr. – FL, PL 1988, FL 2004, SC: 1988 Cottageville Parish, 2002 Jericho, Cottageville, 2008 Greater St. Paul. 1205 County Line Road, Cross 29436 (O) 843-753-2247 (R) 803-492-8830 (F) 843-753-2107

Jones, Joel Robert – FE, OT 1979, FE 1984, SC: 1978 Lamar Circuit, 1979 In School, 1980 Trenholm Road Associate, 1982 Cameron Charge, 1986 Gordon Memorial-Greenbrier, 1990 Hemingway Circuit, 1993 Pisgah, 2001 Ashland. 2600 Ashland Road, Columbia 29210-5006 (O) 803-798-5350 (R) 803-731-5627 (F) 803-798-6057

Jones, Karen Hanyea Lail – FD, PD 2009, FD 2011, SC: 2009 Central, Spartanburg, Minister of Christian Education. 115 Oakleaf Drive, Spartanburg 29301 (O) 864-582-7263 (R) 803-546-4230

Jones, Phil Mace – RE, OT 1953, FE 1955, R 1995, SC: 1951 Rock Hill-St. John's Associate, N GA: 1952, 1953 In School, 1955 Newberry-Trinity, 1959 Woodford, 1961 Victor, 1965 Simpsonville, 1970 Batesburg, 1974 Charleston-Aldersgate, 1978 Charleston-Bethel, 1987 Sumter-Trinity, 1995 Retired, 1999 Bethune Hartsville (RSY). The Oaks, PO Box 9005, Orangeburg 29116 (R) 803-531-1836

Jones, Ronald Craig – PL, PL 2008, SC: 2008 Lake View Charge. 717 Prestbury Drive, Conway 29526 (O) 843-759-2811 (R) 843-347-1437

a **Jones, Thomas Charles (Thom) Jr.** – RE, OT 1957, FE 1959, R 2001 SC: 1957 Cherokee Place Associate, 1959 Catawba-Van Wyck, 1963 Aiken-Charles Wesley, 1966 Mill Creek, 1971 Main Street Associate, 1974 Bd. of Discipleship, 1979 LOA, 1980 Platt Springs, 1994 Ashland, 2001 Retired. 1205 Pembrook Drive, West Columbia 29170-3516 (R) 803-794-1383

Jones, William Alford – PL, PL 01/23/05, SC: 01/23/05 St. Michael, 2007 LP20, 01/01/2010 Marion Parish. PO Box 1013, Marion 29571-1013 (R) 843-423-4705

Jordan, John David – PL, PL 2007, SC: 2007 Shiloh, W. Columbia-Cayce. 1835 Terrace View Drive, West Columbia 29169 (O) 803-935-7831 (R) 803-791-7897

Jordan, Stephen Ray (Steve) – FE, OC 1987, PM 1989, FE 1991, SC: 1987 Bennettsville-First Associate, 1991 Centenary-Conway, 1996 Union-Conway, 2000 Main Street, McColl-Pine Grove, 2002 First, Hemingway, 2006 Wayne, 2009 Jefferson. 221 South Main Street, Jefferson 29718 (O) 843-658-3040 (R) 843-658-3298 (F) 843-658-3040

Josey, Roberta Cabbagestalk – FE, OT 1985, FE 1988, SC: 1985 Aiken-Wesley, 1991 Friendship, 1995 Timmonsville-Providence. 271 Poulas Street, Sumter 29150-2859 (O) 843-393-0632 (R) 803-775-0500 (F) 803-775-0500

a **Kaney, Ralph Stuart** – RE, OT 1950, FE 1952, R 1984, SC: 1946 McBee-Salem, 1947 Slater-Renfrew, 1951 Glendale-Beaumont, 1953 Cowpens-Cannons, 1958 Carteret Street, 1963 Woodland, 1965 Marion-First, 1968 LOA, 1974 Retired, Restored: 1983 Jordan, 1984 Retired. 515 Warley Street Room 122, Florence 29501 (R) 843-665-2205

Kanipe, Clarence Earl (Smoke) Jr. – FE, OT 1982, FE 1986, SC: 1982 In School, 1983 LOA, 1984 Greenville-Aldersgate Associate, 1986 Advent, 2001 St. James, 2007 Mauldin. PO Box 481, Mauldin 29662 (O) 864-288-4728 (R) 864-288-3501 (F) 864-288-0079

Keck, Steven Paul – FE, SP 2001, PE 2008, FE 2010, SC: 2001 Gray Court-Trinity, 11/01/2002 Green Pond, 2010 Johnston-Harmony. PO Box 186, Johnston 29832 (O) 803-275-4885 (R) 803-275-2260

Keely, Robert Paul – PL, PL 2009, SC: 12/01/2009 Monaghan. 109 Knoll Creek Drive, Simpsonville 29680 (O) 864-271-3335 (R) 864-963-4596

Kelley, Patrick Hamilton (Pat) – PL, PL 2002, FL 2006, SC: 2002 Arial-McKissick, 2003 Fairview-St. Paul, 2006 Clemson Associate. PO Box 590, Clemson 29633 (O) 864-654-5547 (R) 864-868-5454 (F) 864-654-6540

a **Kennerly, Kenneth Ryan (Ken)** – FE, OT 1970, FE 1974, SC: 1970 In School, 1973 Columbia Urban Service Center, 1975 Director-Treatment Coun. Alcohol, 1980 Counselor, VA Medical Center. 218 Bishopgate Road, Columbia 29212-1958 (O) 803-776-4000 (R) 803-781-6818

Kersey, Jeffery Grant (Jeff) – FE, PM 1984, FE 1986, SC: 1984 Conway-Union, 1994 Mt. Horeb. PO Box 131, Lexington 29071 (O) 803-359-3495 (R) 803-359-3424 (F) 803-359-2029

a **Key, Willie Jerome** – RA, FL 1990, AM 2001, R 2011, SC: 1990 St. Stephen Parish, 1999 Greenwood-Ninety Six, 2004 Franklin-Orange Grove, 07/01/2006 Incapacity Leave, 2011 Retired. 643 Edrie Street, NE, Aiken 29801 (R) 803-644-7111

King, Archer Judson – FE, PE 1999, FE 2002, SC: 1999 Associate, Mt. Hebron, 2001 Associate Simpsonville, 2005 Bethel-Armenia, 2008 Congregational Specialist Connectional Ministries. 200 Moon Shadow Lane, Summerville 29485 (O) 843-323-5977 (R) 843-771-3089

King, Lewis Christopher (Chris) III – PL, PL 2005, SC: 2005 Ehrhardt. PO Box 157, Tillman 29943 (R) 843-726-3621

King, Sandra Smith – FE, FL 2001, PE 2003, FE 2007, SC: 2001 Epworth, Joanna, 2003 Mount Lebanon-Kinards, 2006 St. John's, Rock Hill, Associate, 2010 Leesville. 510 E. Columbia Avenue, Leesville 29070 (O) 803-532-3817 (R) 803-532-2444 (F) 803-532-9315

King, Steven Michael – FE, SP 1999, PE 2000, FE 2003, SC: 1999 Springdale-Kinards Charge, 2003 Mathews, 2006 Antioch, 2008 Catawba-El Bethel, 2010 St. John's, Batesburg. 513 West Church Street, Batesburg-Leesville 29006 (O) 803-532-6968 (R) 803-532-5366

Kinnett, Paul Mac – FE, PM 1979, FE 1986, SC: 1979 Dickson Memorial, 1981 Greenwood-Bethlehem, 1984 Edisto Charge, 1989 Branchville, 1992 Pleasant Hill, 2000 Highland Park, 2003 First, Easley, 2006 Conway First. 1001 Fifth Ave, Conway 29526 (O) 843-488-4251 (R) 843-488-0444 (F) 843-488-5936

a **Kinnett, William Randolph** – RE, OT 1948, FE 1952, R 1991, SC: 1946 St. John-Anderson Road, 1947 Greenville-St. John, 1948 In School, 1949 Rock Hill-St. John's Associate, 1951 Mountain View-Few's Chapel, 1953 St. John-Hicks Memorial, 1957 Summerville-Bethany, 1962 Clemson, 1965 Chester-Bethel, 1969 Cayce, 1974 Greenville-Trinity, 1976 Marion DS, 1982 Lancaster-First, 1988 Washington Street Associate, 1991 Retired. 301 Edward Court, Columbia 29205-2711 (O) 803-315-4806 (R) 803-315-2443

Kluever, Karen Trogdon – FD, PD 2008, FD 2011, SC: 2008 Woodland Minister of Youth & College. 3929 Selwyn Avenue, Charlotte NC 28209 (O) 803-328-6277 (R) 704-521-9494

a **Knight, Norman Lee** – RA, AM 1970, R 1993, SC: 1963 Berkley Circuit, 1966 Johnsonville Circuit, 1969 Mt. Vernon Charge, 1973 Harris, 1974 Cameron Charge, 1977 Darlington Circuit, 1979 Saluda Charge, 1981 Ridgeville Charge, 1986 New Market, 1988 Olanta-Coward, 1991 Trinity-Berea, 1993 Retired. 5760 Teaster Lane, Ravenel 29470 (R) 843.209.5513

Knight, Richard Hayes (Dickie) – FE, OT 1973, FE 1975, SC: 1970 Salem, 1971 Abbeville-Grace-Bethel, 1979 Boone Hill, 1992 Aynor, 1999 Lexington, 2010 Marion District Superintendent. PO Box 543, Marion 29571 (O) 843-423-1202 (R) 843-774-2173 (F) 843-423-6775

a **Knowles-Tuell, James (Jim)** – RE, OE 2005, FE 2006, R 2010, SC: 2005 Treasurer and Director of Administrative Services, 08/01/2009 Transitional Leave, 2010 Retired. 301 Afton Lane, Columbia 29229 (R) 803-699-3908

Knowlin, Tiffany Denise – FE, PE 2006, FE 2009, SC: 2006 Southeastern Jurisdiction UMVIM, 2008 College Place. 4801 Colonial Drive, Columbia 29203 (O) 803-754-5342 (R) 803-771-6890

Knox, Judith Ann – PE, PL 2008, FL 2010, PE 2011, SC: 2008 Dunton, 2010 Shiloh, Darlington. PO Box 614, Bishopville 29010-0614 (R) 803-459-8417

Kulik, Roye Lynn (Roye Lynn) – FE, BQ 20 2005, PE 2006, FE 2009, SC: 2005 Not appointed, 2006 St. John, Sumter, 2009 Cowpens Charge. P O Box 160, Cowpens 29330 (O) 864-463-6421 (R) 864-463-6421

a **Kyllonen, Mitchell Wayne (Mitch)** – RE, OT 1965, FE 1968, R 2003, SC: 1965 In School, 1966 Westminster, 1970 In School, 1971 Florence-Central Associate, 1972 In School, 1975 Southern New England, 1976 Director-Spartanburg Pastoral Counseling, 1998 Lyman, 2003 Retired. 109 Kent Place, Spartanburg 29307 (O) 864-573-9766 (R) 864-573-9766

Lack, Peter Michael (Mike) – PL, PL 1995, FL 1997, BQ 20 2004, FL 2006, PL 2011, SC: 1995 Hoods Chapel, 2003 LOA, 2004 Not Appointed, 2006 Estill-Black Swamp, 2011 Grover Charge. 1906 Hwy 15 South, Grover 29447 (O) 843-563-4615 (R) 843-563-4615

a **Land, Kenneth Smith (Ken)** – RE, OT 1979, FE 1982, R 2003, SC: 1979 Marion-First Associate, 1981 Heath Springs, 1985 Knightsville, 1992 Highland Park, 2000 John Wesley, 12/08/00 Incapacity Leave, 07/01/01 LOA, 2003 Retired. 421 Lakeland Drive, Conway 29526 (R) 843-381-8198

Lane, James Charles (JC) – FE, OT 1979, FE 1983, SC: 1976 North Sumter, 1979 In School, 1981 Pickens Charge, 1983 New Light, 1988 Gaffney-Blacksburg Charge, 1997 Canaan-Sand Hill, 2008 St. Paul, Kingstree. 424 N. Jackson Street, Kingstree 29556 (O) 843-382-5832 (R) 843-355-6147

a **Laney, Sheldon Sterling Jr.** – RE, OT 1967, FE 1973, R 1985, SC: 1967 In School, 1971 Columbia Urban Center, 1973 Columbia Drug Abuse Ed., 1977 LOA, 1978 Director-Asbury Memorial Pastoral Counseling, 1985 Involuntary Retirement. 310 Lands End Drive, Chapin 29036-8487 (R) 803-345-3523

a **Lare, Marvin Ira** – RE, OT 1957, FE 1961, E OH: 1953 SP, 1957, N TX: PM 1957, R 1995. SC: 1963 In School, N TX: 1964, SC: 1969 Director-Columbia Urban Center, 1979 Director-Community Care, 1986 Dept. Social Services, 1992 S.C. Institute of Poverty and Deprivation, 1995 Retired. 604 Allens Way, Columbia 29205-2843 (O) 803-734-4151 (R) 803-779-9881

Lavender, Phil Clyde – FE, OT 1976, FE 1979, SC: 1975 Easley-Zion, 1977 Landrum, 1981 Union-Sardis, 1984 Sharon-Shiloh Charge, 1986 Swansea Charge, 1991 Mill Creek-McCleod, 1994 Wesley Memorial, 2000 Pleasant Hill, 2006 St. Paul, Ridgeland, 2009 St. Paul-Tillman Charge, 2010 Trinity, West Columbia. 1201 Mohawk Drive, West Columbia 29169 (O) 803-794-7777 (R) 803-542-7277 (F) 803-939-9628

Lawson, Willie – RE, PL 1989, FL 1994, AM 1994, FE 2000, R 2010, SC: 1989 Chesterfield, 1990 Wateree Charge, 1994 Oswego Circuit, 2002 New Harmony, Seneca, 2006 Dillon Parish, 2010 Retired, 2010 Asbury-Clio (RSY). 720 Orlando Cir, Sumter 29154 (R) 803-494-5799

Lazar, Julian Hampton – RE, OT 1952, FE 1956, R 1993, SC: 1952 In School, 1954 Van Wyck, 1955 Van Wyck-Lynwood, 1957 Blacksburg, 1961 Rock Hill-Epworth, 1965 Lyman, 1972 Irmo-Union, 1977 Sumter-Trinity, 1981 St. Paul-Orangeburg, 1985 St. Paul-Florence, 1993 Retired. 55 Pointe Lane, Prosperity 29127 (R) 803-364-4452

Ledbetter, Pamela Gail (Pam) – FE, PM 1974, FE 1978 Peninsula Conf., SC: 1986 Spartanburg-Trinity Associate, 1988 The Methodist Home, 1991 Livingston-Pinehill, 1994 Fort Lawn-El Bethel, 1998 Lewis Memorial, 2001 St. John's, Lugoff, 2006 Pisgah, Florence, 2010 Aldersgate, Rock Hill. 2115 Celanese Road, Rock Hill 29732 (O) 803-366-4637 (F) 803-366-3106

Ledwell, Charles Nels (Charles Nels) – FE, SP 1991, PM 1993, FE 1996 SC: 1991 Asbury Charge, 1993 Simpsonville, Associate, 1999 St. Paul, Saluda, 2006 St. Paul's Waccamaw. 180 St Paul Place, Pawleys Island 29585 (O) 843-237-2294 (R) 843-979-9222 (F) 843-237-5233

Lee, Dennis Ray – RE, OT 1969, FE 1972, R 2010, SC: 1969 In School, 1971 Piedmont Park, 1975 Mt. Lebanon-Kinards, 1980 Hampton, 1984 Jackson, 1988 Philadelphia, 1994 Central, 2000 First, Marion, 2004 Spartanburg District Superintendent, 2010 Retired. 504 Meadow Hill Way, Greer 29650 (R) 864-877-5656

Lee, Robert Eugene (Bob) – AM, PL 1997, FL 2001, AM 2009, SC: 1997 Bethel-Duncan Chapel. 1727 Cypress Campground Road, Ridgeville 29472-7341 (R) 843-688-5463

Lee, Young In – FE, PM, FE 1995 SC: 1994 Columbia Korean, 07/01/04 Leave of Absence, 2005 Belvedere, 2007 Cades-Cameron, 2008 Timmonsville-Salem. 4 Kingmaker Court, Columbia 29223 (R) 803-319-4843

a **LeMaster, Ernest Edwin (Ed)** – RE, PM 1944, FE 1947, R 1981, KY: 1943 SP, SC: 1967 Supt.-H.B. Mather Academy, 1969 Dean-Sue Bennett College, 1976 Union College, 1981 Retired. 168 Lincoln Road, London KY 40744 (R) 606-864-9379

a **LeMaster, James Ernest Jr.** – RE, R 2001,SC: 1992 Ridgeville, 1994 Ridgeland-St. Paul, 1998 Easley Fairview-St. Paul, 1999 Lamar, 2001 Retired. 118 Elderberry Drive, Spartanburg 29307-2931 (O) 864-591-1197 (R) 864-591-1197

Leonard, Ronald Lee (Ron) Sr. – FE, N. GA 1987 SL, Poseyville, PM 1987 Cove, FE 1990. New Haven, 1991 SC: 1991 Lebanon Charge, 1996 St. Paul Charge, 1998 Midland Park, 2004 Inman. PO Box 726, Inman 29349 (O) 864-472-6123 (R) 864-921-6379 (F) 864-472-3061

Leonard-Ray, Susan Paige – FE, PM 1990, FE 1992, SC: 1990 Monaghan, 11/1/1997 Buncombe Street, Associate, 2001 Advent, 2010 Anderson District Superintendent. Post Office Box 1057, Anderson 29622 (O) 864-226-6649 (R) 864-276-5756 (F) 864-225-1399

Leonhardt, Michael Steven – FE, PM 1992, FE 1994, SC: 1990 Marlboro Circuit, 1994 Pinewood, 1997 Adnah, 2003 Herbert Memorial, 2011 St. George. PO Box 506, St. George 29477 (O) 843-563-3213 (R) 843-563-3561 (F) 843-563-3311

a **Leppard, James Franklin** – RE, OT 1964, FE 1968, R 2005, SC: 1964 In School, 1966 Green Pond Circuit, 1967 Westminster-Hopewell, 1969 In School, 1971 Estill-Black Swamp, 1977 Stallsville, 1980 Greer-Sharon, 1982 Williamston -Grace, 1987 Greenville-St. Paul, 1993 St. Andrew, 1994 Lyman, 1998 Heath Memorial/Pleasant Grove/Richburg, 1999 St. Paul Chesterfield, 2004 Dickson Memorial, 2005 Retired. 117 Cateechee Avenue, Greenville 29605 (R) 864-239-2961

a **Lewis, Harold Page** – RE, OT 1959, FE 1962, R 2005, SC: 1959 In School, 1960 Grover, 1965 Cottageville, 1970 Conway-Trinity, 1975 Columbia-Main Street, 1979 Summerville-Bethany, 1985 St. Andrew By-The-Sea, 1992 Belin Memorial, 2005 Retired. 2055 Pompano Drive, Garden City 29576 (R) 843-651-7605

a **Lewis, James William Sr.** – PL, PL 2011, SC: 2011 Estill-Black Swamp. 580 Fourth Street (PO Box 70), Estill 29918 (O) 803-625-0917 (R) 803-625-0917

Lewis, Richard DeWitt – FL, PL 2001, FL 2004, SC: 2001 Unity UMC, 2004 St. Luke, Spartanburg, 2011 Duncan-Startex-Loree. PO Box 216, Duncan 29334 (O) 864-439-6636 (R) 864-216-3461

a **Lewis, Sinclair Emsley** – RE, OT 1960, FE 1962, NC: 1960 PM, R 1998, SC: 1961 Ft. Lawn, 1965 Blacksburg, 1970 Ridgeland, 1972 Seneca-St. Mark, 1977 Greenville-Aldersgate, 1984 Greenwood D.S., 1989 Shandon, 1998 Retired. 508 Holly Creek Drive, Anderson 29621 (R) 864-375-1474 (F) 864-226-3134

Lewis, William Morgan (Billy) Jr. – FL, PL 1998, FL 2005, SC: 1998 West Darlington, 2005 St. Mark's, Sumter. 27 Broad Street, Sumter 29150-4224 (O) 803-773-7033 (R) 803-469-2024 (F) 803-773-3623

a **Linder, Alice Deissler** – RE, PM 1989, FE 1993, R 1999, SC: 1989 In School, 1990 Lexington Associate, 1992 Sandy Run Charge, 1994 Beulah, Sandy Run, 1999 Retired. 130 Meadowbrook Lane, Lexington 29072-9428 (R) 803-359-5438

Lingard, Vivian Remona – PL, PL 2010, SC: 453 Norris Drive, Ruffin 29475 (R) 843-909-0182

Litts, Raymond Paul (Ray) – FE, PM 1987, FE 1989, SC: 1985 Vaucluse, 1987 Livingston-Pine Hill, 1988 Summerville-Bethany Associate, 1994 Victor-Greer, 1999 Trinity, 2007 Highland Park. 1300 Second Loop Road, Florence 29505 (O) 843-662-1233x11 (R) 843-250-1228 (F) 843-665-5692

Lockard-Hawkins, Joanne – FL, PL 2002, FL 10/01/2006, SC: 2002 Bethel, Lancaster, 10/01/2006 Pine Grove-Epworth, 2008 Wesley Memorial-Heath Memorial, 2010 West Kershaw. 1286 Surrey Lane, Elgin 29045 (O) 803-438-1708 (R) 803-729-4635

a **Locklair, Josephine Mellichamp** – RE, PM 1989, FE 1992, R 1997 SC: 1989 In School, 1990 Ridgeville Charge, 1992 Smoaks Charge, 1995 Blenheim, Retired 12/31/1997. 108 East Eighth North Street, Summerville 29483 (O) 843-871-3425 (R) 843-871-3425 (F) 843-871-3425

Lollis, Christopher Matthew – FE, SP 2006, PE 2008, FE 2010, SC: 2006 Mathews-Harris-Ebenezer, 2008 First, Clover Associate, 2011 Augusta Road. 151 Lullwater Road, Greenville 29607 (O) 864-640-1683 (R) 864-640-1683

Lollis, Donna Elizabeth – FL, FL 2007, SC: 2007 Bethlehem-Gassaway, 2008 Antioch, Rock Hill, 2011 Francis Asbury. 151 Lullwater Road, Greenville 29607 (O) 864-235-9622 (R) 864-640-2512

Lollis, Stewart Dean – PE, PL 2008, PE 2010, SC: 2008 Lupo Memorial (1/2), 2008 Director Lander Wesley Foundation (1/2), 10/01/2010 St. Mark, Greenwood, Associate (1/2). 550 By Pass 72 NW, Greenwood 29649 (O) 864-229-5416 (R) 864-227-0863

a **Long, Allen Eugene** – RE, OT 1959, FE 1963, Holston: 1955 FL, R 1998, SC: 1959 In School, 1960 Pisgah-Pine Grove, 1963 Greer-Faith, 1967 Lee Road, 1973 Cherokee Place, 1977 Seneca-St. Mark, 1981 Trinity-Bamberg, 1984 Winnsboro-First, 1987 Inman, 1992 Fairmont-Gravely Memorial, Spartanburg 1995 Platt Springs, 1998 Retired, 2002 Asbury, Gaffney (RSY). 291 Allen Street, Pacolet 29372-2902 (O) 864-474-1476 (R) 864-474-1476

a **Long, Happy William Louis** – RE, OT 1962, FE 1964, R 1999, N TX: 1962 PM, S IN: 1965, SC: 1983 Honorable Location, 1984 LOA, 1986 Director of Chaplains and Psychosocial Care, Manor Care Health Services, 1999 Retired.

Long, Joe Nichols Jr. – FE, OT 1974, FE 1977, SC: 1974 In School, 1976 Ridge Spring, 1981 Elloree, 1985 Church of the Covenant, 1987 Timmonsville-Salem, 1992 Cokesbury, 2004 First Marion. PO Box 155, Marion 29571 (O) 843-423-3533 (R) 843-423-3730 (F) 843-423-2244

a **Long, Sharon Laney (Shay)** – PL, PL 2011, SC: 2011 Mill Creek-McLeod, 1041 Old Garner's Ferry Road, Columbia 29209 (O) 803-309-3842 (R) 803-791-8601

Love, Stephen Lopez – FE, PL 1992, PM 1997, FE 2000 SC: 1992 Lake Wylie Mission Associate, 1995 Rock Hill Coop. Parish, 1998 Tatum Charge, 2010 St. Thomas Charge. 3629 Cainhoy Road, Huger 29450 (O) 843-336-4188 (R) 843-336-3115 (F) 843-336-4508

a **Lupo, Clinton Jones (C.J.) Jr.** – RE, OT 1949, FE 1951, R 1990, SC: 1949 In School, 1950 Mt. Pleasant-Hibben and Chaplain, Methodist cadets-The Citadel, 1955 Anderson-Trinity, 1961 Marion-First, 1965 Clemson, 1969 Greenville-Trinity, 1974 Greenwood DS, 1978 Washington Street, 1985 Greenwood-Main Street, 1990 Retired. 1110 Marshall Road, Greenwood 29646 (R) 864-330-1360

Lusk, Thomas Joseph (Joe) – RE, PM 1985, FE 1987, R 10/01/06, SC: 1985 Associate, Grace North Augusta, 1989 Chaplain VA Medical Center, 10/01/06 Retired. 1950 Greenforest Drive, North Augusta 29841 (R) 803-279-6283

Lybrand, Frank Etheridge – FE, PM 1985, FE 1988, SC: 1979 Union-St. John, 1980 Clifton-St. Andrews, 1985 Waterloo, 1988 Trinity, 1993 Grace, 1994 Tabor-Grace, 1997 Zion, 2002 Trinity, Anderson, 2007 St. Paul, Spartanburg. 1320 Fernwood Glendale Road, Spartanburg 29307 (O) 864-582-4040 (R) 864-541-7516 (F) 864-583-0850

Lyerly, Carley Nicholas (Nick) – PL, SP 2001, FL 2003, PE 2004, Discontinued PE 2007, PL 2007, LP20 2009, SC: 1998 Bethesda, 1999 Olanta-Coward, 2004 LOA, 2007 Tabernacle-Dawsey, 2009 Not Appointed, 08/01/2009 Mt. Vernon. 2039 Wethersfield Drive, Florence 29501 (O) 843-382-2647 (R) 843-669-3596

Lynch, Billy Lee (Bill) Jr. – FE, PL 03/01/04, PE 2008, FE 2010, SC: 03/01/04 Upper Richland Charge, 2010 Mount Olivet-Pleasant Grove. 1016 Tec Road, Cheraw 29520 (R) 843-537-3509

Mabey, Janice Lee – FL, FL 2010, SC: 2010 Lebanon Charge, Ridgeville. 410 Waterlily Way, Summerville 29483 (O) 843-482-0473

Mack, James – RL, PL 1976, R 2001. SC: 1976 Wesley-Salem, 1992 North Sumter, 2001 Retired, 2001 North Sumter (RSY), 2004 Mount Zion, Bishopville (RSY). 4038 North Road, NE, Orangeburg 29118 (R) 803-534-5305

a **Mack, Kinsler Boyd (KB) Sr**. – RE, OT 1978, FE 1980, R 1998, SC: 1978 Marion-First Associate, 1979 Blenheim Circuit, 1983 Bethlehem-Prospect Charge, 1985 Bluffton Charge, 1989 St. Paul, 1992 Victor, 1994 Pacolet-White Stone, 1996 Providence, 1998 Retired, 11/01/04 Walterboro Charge (RSY). 125 Pineland Road, Walterboro 29488 (R) 843-542-2723

MacKeil, Alice Elaine – FD, PD 2005, FD 2008, SC: 2005 Director of Christian Education, Mauldin, 2011 First, Laurens (FD/FL). PO Box 203, Laurens 29360 (O) 864-984-7696 (R) 864-715-0430

Madsen, Randall Aabye – FE, PM 1995, FE 1999, SC: 1995 Trinity, Lancaster, 1996 East Lancaster Charge, 1997 Good Samaritan, 2003 Good Samaritan-St. Paul Charge, 2006 Grace Community, Fort Mill. 1190 Gold Hill Road, Fort Mill 29708 (O) 803-548-4078 (R) 803-547-7763 (F) 803-547-0017

a **Mainous, Edward Lawrence (Ed)** – RE, OT 1953, FE 1956 R 1995, KY: 1950 SP, SC: 1954 In School, 1955 Fairview, 1960 Orrville, 1968 Greer-Victor, 1978 Greenville-Christ, 1983 Andrews-Trinity, 1995 Retired, 1995 Westminster/Chicopee, (RSY). 405 La-Z-Acres Road, Westminster 29693 (O) 864-647-5226 (R) 864-647-0803

Major, Wayne Robert Sr. – FE, PM, SP, PM 1998, FE 2002, SC: 1996 Anne Hope, 1999 Cottageville Charge, 2004 Walnut Grove, 2007 Johnsonville, 2010 Ruffin Circuit. 19362 Lowcountry Highway, Ruffin 29475 (O) 843-866-2522 (R) 843-866-2522

Malachi, Robert Lee – FE, PL 2000, FL 2006, PE 2007, FE 2010, SC: 2000 Bennettsville Parish, 2009 Jefferson Parish. PO Box 205, Jefferson 29718-0205 (O) 843-658-3146 (R) 843-658-7814

Malambri, William Francis (Will) III – FE, PM 2000, PE 2001, FE 2004, SC: 2001 Associate Central, Florence, 2009 St. James, Spartanburg. 213 N Lanford Road, Spartanburg 29301 (O) 864-576-6481 (R) 864-576-5267 (F) 864-576-6480

Malphrus, Carolyn Rampley – FE, PM, SP 1994, PM 1995, FE 2002, SC: 1994 Walterboro Charge, 1995 Ruffin Circuit, 1997 Asbury Charge, 2001 Summerton, 2004 Grace, Williamston, 2005 Hampton-Varnville, 2007 New Hope, Ridgeville, 2009 Union Charge, 2011 Good Hope, Hemingway. 409 Byrnes Circle, Johnsonville 29555 (O) 843-558-5578 (R) 843-380-0310

Manigo, George Franklin Jr. – RE, OT 1961, FE 1962, R 2001, SC: 1960 OLP, Holston: 1961 PM, SC: 1965 Cheraw-Wesley, 1968 Seneca-Walhalla, 1970 St. Mark-St. Matthew, 1976 Clover Charge, 1977 Camden-Trinity, 1986 Walterboro D.S., 1992 Orangeburg-Trinity, 2001 Retired, 01/13/02 New Covenant (RSY), 2002 No appointment, 11/21/2010 Mt. Carmel (RSY), 2011 No appointment. PO Box 188, Bamberg 29003 (R) 803-245-3494

Marcengill, Samuel Earle – FE, FL 1998, PE 2006, FE 2009, SC: 1998 O'Neal Street, 2002 Associate St. John's, Aiken, 2006 Bethel-Ebenezer, 2011 Lake City. PO Box 818, Lake City 29560 (O) 843-374-2388 (R) 843-374-2206

Marchant, James Douglas – PL, PL 1999, SC: 1999 Smoaks Circuit, 2008 Cades-Cameron, 2010 Kingstree Circuit. 807 Fourth Avenue, Kingstree 29556 (R) 843-355-5218

Marcy, David Durell – FE, PM 1991, FE 1993, SC: 1991 Johnsonville Circuit, 1994 Northside-Piedmont Park, 1995 Bethlehem-Pamplico, 1998 Providence, 2005 Kingstree, 2010 Trinity, Andrews. 205 S Rosemary Ave, Andrews 29510 (O) 843-264-5217 (R) 843-264-3484 (F) 843-264-9647

a **Marsh, Ed Carlton** – RE, OT 1976, FE 1979, R 1997, SC: 1973 Coward Charge, 1977 Rembert-St. John, 1980 Fairview, 1984 Orrville, 1986 Grace-Patterson Chapel, 1987 Williston, 1991 Sharon-Philadelphia, 1992 Buffalo, 1994 New Market, 1996 LOA, 1996 St. Stephen, 1997 Retired, 2001 Fairview-St. Paul (RSY), 11/15/2002 Starr Charge (RSY), 2006 No Appointment, 2008 Bells (RSY). 11 Waterford Point, Iva 29655 (O) 864-446-2751 (R) 864-348-7967

a **Marsh, Eileen Carver** – RE, PM 1985, FE 1989, R 1999 SC: 1980 Easley-St. Paul, 1986 Grace-Patterson Chapel, 1987 Springfield Charge, 1991 Rock Hill-Woodland Associate, 1992 Bogansville, 1994 New Market, 1995 LOA, 1996 Cross-Friendship, 1999 Retired. 11Waterford Point, Iva 29655 (R) 864-348-7967

Marshall, Angela Halter – PD, PD 2009, SC: 2009 Lyttleton Street, Minister of Christian Education, 08/31/2009 Minister of Education, Trinity, Sumter. 83 Holman Road, Sumter 29153 (O) 803-773-9393 (R) 803-983-2131 (F) 803-778-1199

a **Martin, Andrew Charles (Drew)** – FL, FL 2011, SC: 2011 First, Clover, Associate. PO Box 225, Clover 29710 (O) 803-222-3496 (R) 803-412-8875 (F) 803-222-7200

Martin, Terry Clifton – FE, OT 1980, FE 1983, SC: 1977 Orrville, 1982 Beaumont, 1986 Union Grove, 1993 Startex, 1997 Hendersonville Charge, 2001 Pisgah, 2006 Wesley, 2010 Main Street, Greenwood. 211 North Main Street, Greenwood 29646 (O) 864-229-7551 (F) 864-942-9753

Mason, Leroy Daniel (Dan) – PL, PL 2006, SC: 2006 Liberty, Greer, 2011 Fairview-St. Paul. 18 Mayfair Lane, Greenville 29609 (O) 864-855-0099 (R) 864-268-7018

a **Massey, Reese Martin Jr.** – RE, OT 1963, FE 1965, R 1990, SC: 1963 In School, 1965 Great Falls, 1966 Div. of Chaplains, 1976 Charleston-Cokesbury, 1977 Div. of Chaplains, 1984 Honorable Location, 1988 Readmitted, 1988 Bethany-Zoar, 1989 LOA, 1990 Retired. 117 Pond Edge Lane, Chapin 29036 (R) 803-732-9645

Massey, Ronald James – PL, SY, PL 2002, SC: 2002 Double Springs-Hopewell. 891 Rocky Gap Farm Road, Mountain Rest 29664 (R) 864-638-8379

Matthews, Christine Marie – FE, PL 2002, PE 2007, FE 2010, SC: 2002 Minus Chapel, 2007 Salem, Greenville. 2700 White Horse Road, Greenville 29611 (O) 864-915-4737 (R) 864-235-1810

a **Matthews, Ludie Carolyn** – RE, PM 1998, OE, FE 2000, R 2007, SC: 1998 Whaley Street, 2000 Hampton/Varnville, 2005 St. James, Columbia, 2007 Retired. 41 Village Las Palmas Circle, St. Augustine FL 32080 (R) 904-460-4804

a **Matthews, Mary Katherine Brown (Kara)** – FE, PE 2001, FE 2006, SC: 2001 Malachi Ministries to Youth, 2003 Springfield Charge, 2006 LOA. 126 East Glohaven Place, Simpsonville 29681 (R) 864-349-1079

Mayfield, Patricia Petway – FE, PE 2000, FE 2003, SC: 2000 Mt. Pleasant-St. Luke, 08/01/03 Associate, Union Irmo, 2007 St. Paul, St. Matthews. 1904 East Bridge Street, St. Matthews 29135 (O) 803-874-2166 (R) 803-874-3826

a **McAlister, Joseph Richard** – RE, OT 1960, FE 1963, R 1994, SC: 1960 In School, 1961 Kinards Charge, 1965 Piedmont Park, 1967 Lovely Lane, 1971 York-Trinity, 1977 Charleston-Trinity, 1982 Walterboro, 1985 Anderson DS, 1991 Charleston-John Wesley. 1994 Retired, 1998 Wood's Chapel (RSY), 2002 Few's Chapel (RSY), 2005 No Appointment, 2009 Few's Chapel (RSY). 3868 Jordan Road, Greer 29651-5270 (R) 864-895-8962

McAllister, Donald Eaddy Sr. – FL, SP 1979, PL 01/01/04, FL 2004, SC: 1979 Chesterfield Parish, 1980 Wateree Charge, 1985 Tatum Charge, 1993 Mullins Charge, 2001 Latta Charge, 01/01/04 St. Phillips, 2004 Beaufort Parish, 2007 Faith, Cades. PO Box 603, Camden 29020 (O) 843-382-8178 (R) 803-432-6429

a **McAllister, Joseph Sr.** – RE, FE 1972, R 1988, SC: 1961 Glenn Chapel, 1962 Beulah-Shiloh, 1971 Kingstree-East, 1972 Bennettsville Circuit, 1979 Little Rock Parish, 1988 Retired. PO Box 188, Darlington 29540-0188 (R) 843-393-8561

a **McAuley, Robert Edward (Bob)** – RE, FL 1996, TN SP 1997, PM 1998, FE 2000, R 2006, SC: 1997 Chiquola-Donalds, 1998 Lowndesville, 1999 Trinity-Newberry, 01/01/2003 Incapacity Leave, 2006 Retired, 2007 Lupo Memorial (RSY). 180 Wexford Dr., #106, Anderson 29621 (R) 864-556-7511

McCain, Patricia Caldwell (Pat) – FE, FL 1998, PE 2006, FE 2009, SC: 1998 Lamar Circuit, 2002 Bethany-Zoar, 2004 Turbeville, 2007 Pacolet-White Stone. PO Box 427, Pacolet 29372 (O) 864-474-3160 (R) 864-474-3218

McCall, Ronald Irvin (Ronnie) – FL, FL 1997, SC: 1997 Little Rock Parish. 3035 Depot Street, Clio 29525-3655 (O) 843-774-6928 (R) 843-586-7331

McClam, Carlton Jerome Sr – FE, SP 1996, PM 1997, FE 2001 SC: 1996 Greer Circuit, 2001 Peninsula Charge, 2004 Old Bethel, 2006 Friendship, 2010 Mount Carmel. PO Box 22146, Charleston 29413 (O) 843-722-4110 (R) 843-641-0707 (F) 843-577-0580

McClam, Darren Josef – PL, PL 2010, SC: 2010 Mars Bluff. 1732-9 Oakdale Terrace, Florence 29501 (O) 803-935-5331 (R) 843-679-5780

a **McClam, Louis James** – RE, OT 1961, FE 1963, R 1995, SC: 1960 Mt. Tabor-Mt. Zion, 1962 Bethel-Ebenezer-Mt. Zion, 1964 Cheraw Circuit, 1966 Mt. Zion-Bowers Chapel, 1971 Timmonsville-Syracuse, 1981 Pineville-Bowman Charge, 1984 Kingstree Parish, 1995 Retired. PO Box 997, Lake City 29560-0997 (R) 843-374-8766

McClam, Mack C – FE, OT 1974, 1986 Reinstated, FE 1988, SC: 1974 Bethel-St. Andrews, 1976 Greenwood-Ninety Six, 1980 Discontinued, 1981 North Charge, 1984 Camden Circuit, 1989 John Wesley-Bethel, 1997 Francis Burns, 2008 Canaan-Sand Hill. 1005 Blockade Runner Parkway, Summerville 29485 (O) 843-873-8596 (R) 843-873-3737

McClary, Richard – PL, PL 2002, SC: 2002 Kennedyville, 2007 Greeleyville Parish. PO Box 13, Nesmith 29580-0013 (O) 843-382-5659 (R) 843-382-5655

McClenan, George A – FE, OT 1981, FE 1984, SC: 1977 Bamberg Circuit, 1980 Greer Circuit, 1983 Lake City Parish, 1991 Edisto Fork Parish, 1997 Cumberland, 2002 Wesley, Charleston. 446 Meeting Street, Charleston 29403-3515 (O) 843-723-5619 (R) 843-577-0448 (F) 843-723-5618

McClendon, Joshua Timothy (Josh) – FE, PL 2007, PE 2009, FE 2011, SC: 2007 Bethel, Rock Hill, 2009 Bethel-Philadelphia. 1232 Curtis Street, Rock Hill 29730 (O) 803-327-4881 (R) 803-329-4798

McClendon, William Timothy – FE, OT 1977, FE 1980, SC: 1977 In School, 1979 Mt. Olivet-Pleasant Grove, 1984 New Market, 1986 Wesley Chapel, 1993 First, Cheraw, 1997 St John's, Rock Hill, 2006 Columbia District Superintendent. 4908 Colonial Drive, Suite 124, Columbia 29203 (O) 803-786-9486 (R) 803-782-5164 (F) 803-735-8799

McCormick, Stephen McDaniel – FE, SP 1982, PM 1989, FE 1992, SC: 1982 Asbury Charge, 1985 Saxon-Cherokee Springs, 1987 Homeland Park-John Wesley, 1990 Rock Hill-St. John's Associate, 1992 Gilbert, 1995 Belair, 2002 St. Luke, Lancaster, 2004 Bethel, Oswego, 2008 Leesville, 2010 Asbury Memorial. 1005 Asbury Drive, Columbia 29209 (O) 803-776-7237 (R) 803-776-0449 (F) 803-776-7238

McCown, William Hubert (Bill) III – FE, PM 1997,FE 2000, SC: 1997 Trinity, Clio & Berea, 2001 Faith, Lexington, 2005 Associate, Belin Memorial, 2007 Liberty-Friendship. 6323 E. Liberty Chapel Road, Florence 29506 (R) 843-773-7943

McCoy, Franklin Dewitt Sr. – RE, OT 1977, FE 1981, R 2004, SC: 1976 Cross Anchor Associate, 1977 In School, 1978 Cornelius, 1980 Cottageville Charge, 1985 Pinopolis, 1993 Bethel Park, 1997 Trinity, Charleston, 2004 Retired, 2005 Sharon-Shiloh (RSY), 2007 Mount Bethel-King's Chapel (RSY), 2010 Calhoun Falls (RSY). 104 Wardlaw Street, Abbeville 29620 (R) 864-366-6234

McCoy-Bruce, Ashley Nicole – FE, PM 1998, FE 2000, SC: 1998 Faith, 2001 Wesley Foundation, Furman University, 2004 Family Leave, 2009 Garden Chaplain for Wellsprings Community Garden (1/2), 01/01/2010 Upstate Gleaning Coordinator for Society of St. Andrew (1/2). 1365 Thomas Mill Road, Easley 29640 (R) 864-859-0469

McCoy-Bruce, James Lamar – FE, SP 1993, PM 1995, FE 2000, SC: 1993 Westminster-Chicopee, 1995 In School, 1996 North Georgia Annual Conference, 1998 Associate, Union, Irmo, 2001 Monaghan, 2004 North Easley Charge. 1365 Thomas Mill Road, Easley 29640 (O) 864-859-0469 (R) 864-859-0469

McCray, Larry – PL, LP20 2008, PL 2009, SC: 2008 Not Appointed, 2009 St. Mary, Kingstree. 9660 Lynches River Road, Lynchburg 29080 (R) 803-437-2813

McCutcheon, Edward Lovell – FE, PE 1999, FE 2002, SC: 1999 Cayce, Associate, 2004 Western New York Annual Conference, 2008 Director, Wesley Foundation, Furman University. 2044 Cleveland Street Ext, Greenville 29607 (O) 864-238-7273 (R) 864-238-7273

McCutcheon, Larry David – FE, OT 1973, FE 1976, SC: 1973 In School, 1974 Williamston Charge, 1976 Bamberg Parish, 1980 Director Orangeburg Wesley Foundation, 1990 Cumberland, 1997 Charleston DS, 2004 Trinity, Orangeburg. 185 Boulevard, NE, Orangeburg 29115 (O) 803-534-7759 (R) 803-536-5385 (F) 803-531-5263

McDaniel, Frederick Stalvey – FE, PM 1985, FE 1989, SC: 1985 In School, 1986 Main Street Associate, 1990 New Zion, 1993 Lancaster-Trinity, 1995 Fairfield Circuit, 2000 Edisto Charge. 5326 Cope Road, Cope 29038 (R) 803-534-7655

McDonald, Joseph Aubrey (Joey) – FE, PM 1996, FE 1998 SC: LP 1994 St. Matthew Circuit, 1998 Cambridge, 2004 Barnwell Charge, 2010 Bluffton. PO Box 368, Bluffton 29910 (O) 843-757-3351 (F) 843-757-3360

a **McDowell, Edward Homer (Ed) Jr**. – FE, OT 1972, FE 1975, SC: 1972 In School, 1974 Greer Circuit, 1977 Charleston-Old Bethel, 1983 Francis Burns, 1997 Superintendent, Anderson District. 2002 Superintendent, Hartsville District, 2005 Trenholm Road, 2007 Silver Hill Memorial. 778 John B White Blvd, Spartanburg 29306 (O) 864-587-2018 (R) 864-574-7730 (F) 864-587-2036

McDowell, Edward Homer (E.H.) Sr. – RE, OT 1966, FE 1968, R 1997, SC: 1960 Spartanburg Circuit, 1963 Jefferson Charge, 1968 Mechanicsville, 1980 Timmonsville-Providence, 1995 Lake City Circuit, 1997 Retired. 1008 Dover Circle, Sumter 29154-7324 (R) 803-778-1419

McDowell, Julius Lavonia – FE, OT 1981, FE 1985, SC: 1979 Laurens Charge, 1982 Seneca Circuit, 1984 St. Stephen Parish, 1986 Clover Parish, 1989 Camden Circuit, 1992 LOA, 1994 Pineville-Bowman, 1992 New Covenant, 2001 Wesley, Yonges Island, 2009 Wesley, Ladson. PO Box 712, Ladson 29456 (O) 843-797-5121 (R) 843-767-8257 (F) 843-797–5305

a **McEachern, Theodore Bye (Ted)** – RE, OT 1952, FE 1954, R 1994, SC: 1952 Charleston-Bethel Associate, 1953 Edgewood, 1954 Director Youth Wk-Board Educ., 1959 Board of Higher Ed. & Min., 1968 Assn. Christian Training Service, 1994 Retired. 4804 Merrill Lane, Nashville TN 37211-4340 (R) 615-832-9339

McFadden, Barry Sinautry – FE, SP 1998, FL 2002, PE 2004, FE 2007, SC: 1998 Pendleton Charge, 2003 Salem, Florence, 2010 Dillon Parish. 405 Brushbrook Ln, Effingham 29541 (O) 843-774-5541 (R) 843-317-1702 (F) 843-317-1703

McFadden, Genova – PE, PE 2010, SC: 2010 Campus Minister, Orangeburg Wesley Foundation. PO Box 591, Orangeburg 29116 (O) 803-536-5360 (R) 404-536-7369 (F) 803-536-6669

McFadden, Roosevelt Montravel – RE, OT 1950, FE 1954, R 1994, SC: 1950 St. Philip-Zion Hill, 1951 Georgetown, 1952 Ninety Six, 1954 Clio-Asbury Galilee, 1957 Branchville-St. Phillip, 1963 Maysville Circuit, 1968 West Sumter-Mt. Zion, 1975 Camden Circuit, 1984 Cross Charge, 1994 Retired. 703 Anderson Street, Kingstree 295563701 (R) 843-354-7602

a **McFadden, Vivian Patricia** – RE, OT 1972, FE 1974, R 2000, SC: 1972 In School, 1973 Johns Island Associate, 1974 Division of Chaplains, 1990 In School, 2000 Retired. 6915 Via Del Cerro, Albuquerque NM 87113 (R) 505.323.9755

McGee, Adriane Maria – FE, PE 2009, FE 2011, SC: 2009 Bethany, Summerville Associate. 118 West Third South Street, Summerville 29483 (O) 843.873.1230 (R) 404-276-5993 (F) 843.873.1937

McGee, James Rochelle – FE, SP 1993, PM 1995, FE 1997, SC: 1993 Orange Circuit Charge, 1997 Norway, 2003 St Paul, St. Matthews, 2005 President, The Methodist Oaks. PO Box 327, Orangeburg 29116-0327 (O) 803-534-1212 (R) 803-268-1700 (F) 803-268-1701

McGuirt, Milton Lee – RE, OT 1960, FE 1963, R 2006, SC: 1960 In School, 1962 West Kershaw, 1964 Shandon Associate, 1968 St. Andrew By The-Sea, 1976 Columbia-Asbury Memorial, 1979 Orangeburg-St. Andrews, 1982 Greenwood-St. Mark, 1988 Spartanburg-St. Paul, 1992 Walterboro DS, 1997 St. Paul's-Waccamaw, 2006 Retired, 09/01/2007 Florence District Superintendent (RSY), 01/13/2008 First, Hemingway (RSY). PO Box 444, Pawleys Island 29585 (O) 843-558-3966 (R) 843-237-8040

McIver, Leslie Hathaway Sr. – RD, R 2010, SC: 2001 Director of Music, Joseph B. Bethea, 07/21/03 LOA, 11/01/04 Lay Pastor, Christ, Conway, 2010 Retired. PO Box 421, Conway 29527 (R) 843-248-2840

McKelvey, Walter H. – OE, OE 2011, SC: 2011 Mount Carmel. 6110 Hampton Leas Lane, Columbia 29209 (O) 803-245-4152 (R) 803-783-5250

a **McKeown, Robert Eugene** – RE, OT 1970, FE 1977, R 1991, SC: 1970 In School, 1976 Waterloo, 1977 Prof-Kansas Wesleyan University, 1980 Clemson Associate, 1987 Sabbatical Leave, 1988 In School, 1991 Retired. 3228 Heyward St., Columbia 29205 (O) 803-777-7353 (R) 803-781-1567

a **McKinney, Edward Donald (Don)** – RE, OT 1962, FE 1964, R 1988, SC: 1958 Ben Avon, N GA: 1961, SC: 1962 Hickory Grove, 1966 Lancaster-Zion, 1971 Winnsboro-First, 1977 Abbeville-Main Street, 1984 Greenville-St. Mark, 1988 Retired, 02/01/04 St. Paul, Greenville (RSY). 11 East Augusta Place, Greenville 29605 (R) 864-553-6923

McLeod, Edward Crosland – RL, PL 1987, R 1998 SC: 1987 Kingstree East, 1998 Retired, 1998 Greeleyville Parish (RSY). PO Box 29, Coward 295300029 (R) 843-389-2691

McMakin, Joel William – FE, PE 2002,FE 2005, SC: 2002 Associate, Surfside, 2007 Union, Irmo, Associate. PO Box 705, Irmo 29063 (O) 803-781-3013 (R) 803-603-7146 (F) 803-781-3034

McManus, David Dean Jr. – PE, PL 2005, PE 2011, SC: 2005 Livingston-Pine Hill, 2011 Adnah. 1 Adnah Drive, Rock Hill 29732 (O) 803-328-1618 (R) 803-985-4461

McManus, Jerry Cal Sr. – PL, SY 2001, PL 2002, SC: 2001 Ruby Charge. PO Box 176, Ruby 29741-0176 (R) 843-634-6435

McNatt, Linda Joyce – FE, PM 1998, FE 2000 SC: 1998 Sharon, 2002 In School, 01/01/2003 New Church (Greenville District), 2009 Grace-Zoar, Greer. 633 Taylor Road, Greer 29651 (O) 864-877-7015 (R) 864-963-1003

a **McNeill, William Whitfield (Bill)** – RE, OT 1953, FE 1955, R 1994, SC: 1953 Harris, 1957 Hibben, 1960 Orangeburg-St.

Andrews, 1963 Greenville-St. Matthew, 1970 Anderson-Trinity, 1978 Duncan Acres, 1985 North Charleston, 1991 Orangeburg DS, 1994 Retired. PO Box 724, Maggie Valley NC 28751-0724 (R) 828-926-1122

McPherson, Kurt Anthony – PE, OF 2008, PE 2011, SC: 2008 Mount Zion. PO Box 186, Central 29630 (O) 864-639-2101 (R) 864-639-2185

a **McWilliams, Edward Lee** – RE, PM 1995, FE 1997 R 2010, SC: 1995 Grace-Columbia, 2000 Wesley Memorial, Columbia, 2002 St. Paul's, Ridgeland, 2006 Asbury Memorial, Columbia, 2010 Retired. 4870 Bayheron Place, Apt. 322, Tampa FL 33616

Meadows, Stephen Aaron – FE, SP 2006, PE 2007, FE 2010, SC: 2006 Calhoun Falls, 2010 Aldersgate. 1444 Remount Road, N. Charleston 29406 (O) 843-744-0283 (R) 843-744-9962 (F) 843-744-0288

a **Medley, James Donald (Jim)** – RE, OT 1962, FE 1964, KY: 1962 PM, R 1986, SC: 1965 Kinards, 1966 Valley Falls-Fingerville, 1967 Branchville, 1969 Mt. Olivet-Pleasant Grove, 1973 Chesterfield Coop. Parish, 1975 Goose Creek, 1979 Emma Gray, 1981 Whitmire, 1983 Gordon Memorial-Greerbrier, 1986 Retired. PO Box 335, Hodges 29653-0335 (O) 864-374-7844 (R) 864-374-7844

a **Medlin, Anthony Steele (Tony)** – RE, PM 1986, FE 1989, R 2010, SC: 1983 Glenwood-Beulah, 1987 Westminster, 1993 Arcadia-Saxon, 1995 Sabbatical Leave, 01/01/1996 Great Falls-Mt. Dearborn/Bethesda, 2001 Lee Road, 2005, St. Luke, Hartsville, 2008 Berea Friendship, 08/01/2008 Voluntary Leave of Absence, 2010 Retired. 764 Dave Nix Road, Seneca 29678 (R) 864-972-1431

Metzner, Troy Lane – FL, SP 1998, FL 1999, SC: 1994 Centenary-Central, 1997 Clinton, 2000 Union, Conway, 2008 Centenary, Conway. 233 Lander Drive, Conway 29526 (O) 843-347-3781 (R) 843-347-8708 (F) 843-347-5599

Mick, Miriam Wilson – FD, FD 2001, SC: 2001 Hospice Community Care Rock Hill, 12/31/03 LOA, 04/01/05 Spiritual Director, St. John's, Rock Hill. 532 Kentbridge Lane, Rock Hill 29732 (O) 803-327-3113 (R) 803-324-7555 (F) 803-329-5935

Middleton, Albert – FE, PL, PE 2002, FE 2005, SC: 1987 Bonneau-Bethel, 2002 Mt. Carmel, Bamberg, 2007 Springtown. 6289 Augusta Highway, Smoaks 29481 (R) 843-562-2896

a **Middleton, Evelyn Cook** – RE, OT 1983, FE 1986, R 2005, SC: 1984 Smoaks Circuit, 1988 Mt. Dearborn-Bethesda, 1991 LOA, 1992 Boone Hill, 1993 Brookland, 1999 Trinity-Blythewood, 10/15/2000 Chaplain, Agape Assisted Living Center, 2005 Retired, 2008 Washington Street Associate (RSY). 107 Blackhawk Court, West Columbia 29169-3712 (R) 803-739-4720

Middleton, Nanada Nichole – FE, PE 2009 (N.Ga), 07/01/2010 transfer PE from N. Ga., FE 2011, SC: 05/12/2010 Chaplain, Federal Bureau of Prisons, Bennettsville. PO Box 91051, Columbia 29290 (O) 843-454-8200 X1464 (R) 803-467-6808

Middleton, Whittaker Vernon – FE, PL 1998, SP 1999, PM 2002, FE 2009, SC: 1998 Canaan/Cope (3/4). 592 Cook Road, Orangeburg 29118 (O) 803-535-5347 (R) 803-536-0120 (F) 803-535-5371

Miller, Anna Graham – FE, PM 1991, FE 1993, SC: 1991 Allen-Sims-Florence Chapel, 1995 Brookgreen, 1999 Bamberg Parish, 2002 St. James, Darlington, 2010 Friendship, Kingstree. 322 W. Academy Street, Kingstree 29556 (O) 843-382-8317 (R) 843-355-9804 (F) 843-382-8406

Miller, Blondell Stephenson – FL, FL 2003, SC: 2003 West Camden, 01/01/2010 Lynchburg Parish. 503 Pleasantview Drive, Hartsville 29550 (R) 843-332-2555

Miller, Bonnie Farias – PL, PL 2007, SC: 2007 St. Stephen Charge (1/4). 239 Tall Pines Road, Ladson 29456 (O) 843-554-7642 (R) 843-553-0945

a **Miller, Carey Samuel III** – RE, 1985 Retired. 216A 86th Street, Virginia Beach VA 23451 (R) 727-425-1170

Miller, Deborah Holmes (Debbie) – PL, PL 2007, SC: 2007 Zion, Blythewood. 124 Gold Arrow Point, Prosperity 29127 (R) 803-364-0044

a **Miller, John Teague** – RE, OT 1968, FE 1972, R 2008, SC: 1968 In School, 1971 Shandon Associate, 1973 Brandon-Woodside, 1975 In School, 1976 Greenville-Trinity, Min. of Counseling, 2003 Central, Newberry, 2008 Retired. 27 Dameron Avenue, Greenville 29607

Miller, Noble Franklin Jr. – RE, OT 1969, FE 1971, R 2002, N IL: 1967 SP, SC: 1983 Fort Lawn, 07/15/84 Transfer, 1985 Spartanburg-St. Luke, 1991 Bethel-Union, 1993 Cottageville, 1995 Elloree, 1999 Asbury Memorial, 2002 Retired, 04/01/04 Wesley Chapel, Lydia (RSY), 09/01/04 Port Royal (RSY), 12/09/2005 Whaley Street (RSY). 517 Whaley Street, Columbia 29201 (O) 803-799-4104 (R) 803-364-0044

a **Mills, Forrest David** – RE, (OE) PM 1970, FE 1977, R 2007, 1970 In School, 1973 Earlville, 1977 Division of Chaplains, SC: 08/01/1997 Pamplico Charge, 1999 Bethany, Associate, 2007 Retired. 110 Bonneau Court, Summerville 29485 (R) 843-875-5372

a **Mills, Grady Watson II** – RD, FD 1997, R 10/01/07, SC: 1999 St. Paul, Florence, Minister of Christian Education, 2007 Transitional Leave, 10/01/07 Retired. 106 Heather Street, Savannah GA 31406 (R) 912-354-3205

Mims, John Walter – FE, OT 1977, FE 1980, SC: 1974 Darlington Circuit, 1977 Beaumont, 1978 In School, 1979 Pageland, 1982 Chaplain US Army, 2008 St. John's, Lugoff. PO Box 218, Lugoff 29078-0218 (O) 803-438-1335 (R) 803-272-2040 (F) 803-920-8108

Mims, Louis Marion (Luke) Jr. – FE, FL 2000, PE 2002, FE 2005, SC: 2000 Francis Asbury, 2006 Tranquil. 250 Tranquil Road, Greenwood 29646 (O) 864-223-5333 (R) 864-223-6773

Mims, Sidney Wells (Sid) III – PL, PL 2006, SC: 2006 Allendale Charge, 2007 Cottageville Charge. 1140 Beidler Forest Road, Dorchester 29437 (O) 843-462-2211 (R) 843-462-2211

Minton, Wyatt Clifton III – FE, PM 1993, FE 1995, SC: 1993 Seneca Circuit, 1994 Joshua, 1999 Summerville Parish, 2002 Clover Parish, 2004 Faith, Cades, 2007 Beaufort Parish, 2010 Cheraw Parish. 113 Patterson Street, Cheraw 29520-1513 (O) 843-537-2512 (R) 843-537-0646

Mireb, Valerie Knox – OE, OE 2009, SC: 2009 Central, Florence, Associate, 2010 Wesley Chapel, Lydia. PO Box 56, Lydia 29079-0056 (O) 843-332-7077 (R) 843-332-1188 (F) 843-245-7303 (Cell)

Mitchell, Cathy Delphine – FE, PE 2005, FE 2008, SC: 2005 St. James, Sumter, 2011 Wesley, Johns Island. 2740 River Road, Johns Island 29455 (O) 843-557-0315 (R) 843-559-4092 (F) 843-557-0368

Mitchell, Mark Douglas – PL, PL 1997, SC: 1994 Mt. Pleasant, 1997 Piedmont Park, 1998 Dorchester Parish. 218 Old Beech Hill Road, Ridgeville 29472-8902 (R) 843-821-2350

a **Mitchell, Paul Cantwell** – FE, PM 1988, FE 1990, transfer 1995 SC: 1990 Dorchester Circuit, 1994 Estill-Black Swamp, 1998 Bath/Clearwater/Langley, 1999 Bath/Langley/Capers Chapel, 2001 Union/McBee, 2003 St. Luke-Zion, Walhalla, 2005 Dickson Memorial, 01/01/2010 Incapacity Leave. 9289 South Highway 581, Bailey NC 27807 (R) 252-235-0107

Mitchell, William Terry – FL, FL 1997, SC: 1997 Piedmont Park, 1998 Pelzer-Beulah, 2004 Bethel, Union. 1705 Lockhart Hwy, Union 29379 (O) 864-427-8050 (R) 864-427-2005 (F) 864-427-8050

Mixon, Forest Dean – FE, PM 1987, FE 1990, SC: 1982 Mullins Circuit, 1986 Oak Hill-Pisgah, 1993 Piedmont, 2000 Dials-Shiloh. 164 Dials Church Road, Gray Court 29645-5101 (O) 864-876-3313 (R) 864-876-3598

a **Monson, Robert Clyde (Robert C)** – RE, OT 1963, FE 1966, R 2003, SC: 1959 Campobello, 1961 Fairmont, 1962 No record of appointment, 1963 In School, 1966 Spartanburg-Central Associate, 1967 Limestone Street, 1971 Mill Creek, 1972 Wesley Foundation Associate Director, 1974 Wesley Memorial-Psych Institute, 1975 Division of Chaplains, 1979 Honorable Location, 1981 Wesley Memorial-Bethlehem, 1988 West Columbia-Trinity, 1990 Old Bethel, 1991 Kingstree, 1994 Church of the Covenant, 1998 St John's, Fort Mill, 2003 Retired. 576 Thorn Cove Drive, Chesnee 29323 (O) 864-461-3719 (R) 864-461-3719

a **Montes, Grace Lewellyn** – RE, PM 1980, FE 1986, R 2008, E OH: 1979 PM, SC: 1981 Bowman Charge, 1981 Lancaster-Trinity, 1985 Wallace Family Life Center, 1990 Lake View-Union, 1993 Academy of Pastoral Education (CPE), 1994 Robeson, 1996 In School, 09/01/97 LOA, 2007 Columbia Area Mental Health, 09/22/2007 Leave of Absence, 2008 Retired. 837 Woodlawn Avenue, Columbia 29209-1442 (R) 803-783-2687

a **Moore, Hurd Harold** – RL, PL 1998, R 2000, SC: 1998 Greeleyville-Lane, 1999 Bethesda. 2000 Retired. 1440 Rosedale Street, Florence 295016528 (R) 843-669-5445

Moore, James Elliott – FE, PM 1993, FE 1996, SC: (SY) 1988 Chesnee Circuit, 1991 Zion-Andrew, 1994 St. James, 2002 Marion Parish, 2006 Centenary-Kingsville. PO Box 1197, Hartsville 29551-1197 (O) 843-332-5771 (R) 843-383-0528

a **Moore, Raymond Ledbetter II** – RE, OT 1951, FE 1953, W VA 1951: PM, R 1972, SC: 1967 Instructor-Columbia College, 1971 In School, 1972 Retired. 116 Hickory Road, Bristol TN 37620 (R) 423-764-0914

Morehead, Gilbert Dane – FE, FE 1993, SC: 1991 Swansea, 1994 Bramlett-Owings, 2006 St. Paul, Florence. PO Box 5446, Florence 29502-5446 (O) 843-669-3134 (R) 843-679-9145 (F) 843-669-5676

Morgan, Steven Douglas – FE, OT 1973, FE 1976, SC: 1973 In School, 1975 Spartanburg-Central Associate, 1976 Lewis Memorial, 1978 Honorable Location, 1979 Greeleyville-Lane, 1982 Limestone Street, 1987 Church of the Covenant, 1994 Lancaster-First, 1998 St. Paul, 2001 St. Mark. 616 Quincy Road, Seneca 29678 (O) 864-882-2603 (R) 864-882-8639 (F) 864-882-2281

a **Morris, Franklin Delano** – RE, OT 1968, FE 1975, R 1997, SC: 1964 Asbury Charge, 1968 Rocky Mount Charge, 1969 Arcadia, 1972 Gaffney-Trinity, 1973 Ridgeville, 1974 Sharon-Shiloh, 1978 Harris, 1983 St. Mark, 1991 Bethel Park, 1993 Boone Hill, 1995 Lee Road, 1996 Lydia-Wesley Chapel, 1997 Retired, 2001 Suber-Marshall (RSY). 228 Lancewood Road., Columbia 29210 (R) 803-216-0475

Morris, James Michael (Mike) – FE, PM 1996, FE 1998, SC: 1995 In School, 1996 New Zion, 1998 Mill Creek-McLeod, 2003 Zion-Zoar Charge, Pageland, 2006 Lewis Chapel-Zoar, 2008 Friendship. 195 Peachtree Road, Rock Hill 29730 (O) 803-324-0172 (R) 803-324-0144

a **Morrison, David Todd** – FE, PM 1997, FE 2000, SC: 1997 In School, 1998 Bethlehem, 2004 Shiloh, Chesterfield, 2007 St. Mark, Greenville, 01/06/2008 US Army Chaplain. 6809 Rose Street, Fort Hood TX 76544 (R) 254-247-0186

a **Morton, Theodore Roosevelt (Ted) Jr.** – RE, OT 1954, FE 1956, R 1995 SC: 1954 In School, 1956 Division of Chaplains, 1961 Shandon Associate, 1964 Jackson, 1968 Exec. Director-Greenwood Methodist Home, 1994 Associate in Development-Greenwood Methodist Home, 1995 Retired. 167 Rutledge Road, Greenwood 29649-8992 (O) 864-223-7374 (R) (864) 223-7374

Moseley, Diane Amanda – FE, OT 1973, FE 1978, SC: 1973 No record of appointment, 1974 In School, 1977 Director, Killingsworth. 721 S Lake Drive, Lexington 29072-3432 (O) 803-771-6359 (R) 803-359-2234 (F) 803-359-6580

Moses, Lorenzo – FE, PM 1984, FE 1986, SC: 1983 Orangeburg Parish, 1988 Charleston-Centenary, 1990 Johns Island-Wesley, 1994 Chaplain, VA Medical Center, 1998 Associate Peninsula Charge. 732 Wexford Road, Charleston 29414 (O) 843-789-7415 (R) 843-769-5108

a **Mullikin, Melvin Eugene (Gene)** – RE, OT 1956, FE 1960, R 1995 SC: 1956 In School, 1958 Rock Hill Circuit, 1961 Methodist Publishing House, 1962 Greeleyville-Lane, 1966 Highland Park, 1971 Editor-SC Methodist Advocate, 1975 Clinton-Broad Street, 1978 Rock Hill DS, 1984 Aiken-St. John's, Retired 1995, 01/01/04 Charles Wesley (RSY). 212 Autumn Circle, Columbia 29206 (R) 803-790-8099

Murdock, Warren Sr. – FE, SP 1988, PM 1993, FE 1996, SC: 1988 Orangeburg Circuit, 1990 Laurens Charge, 1992 Pendleton Charge, 1994 Wesley-Pinopolis Charge, 2000 Mt. Carmel, 2008 New Grace. PO Box 355, St. George 29477 (R) 803-245-8132

a **Murphy, Arthur Wesley** – RE, OT 1981, FE 1984, R 2008, SC: 1981 In School, 1982 Shiloh, 1985 Pelzer, 1989 St. Luke-Zion, 1993 St. Luke, 1998 Union Grove, 02/28/2003 Incapacity Leave, 2008 Retired. 405 Rick Kelley Lane, Seneca 29678 (R) 864-882-2632

Murphy, Joyce Garner – FE, PM 1995, FE 1997, SC: 1995 Limestone Street, 2004 Emory-Nazareth, 2009 New Hope, Anderson. 2119 Karen Lane, Anderson 29626 (O) 864-224-8915 (R) 864-224-3425

Murray, Shannon Marie – PL, PL 2010, SC: 2010 East Lancaster Charge. 3060 S. Legacy Park Blvd., Fort Mill 29707 (R) 803-322-1540

a **Myers, John David** – RE, OT 1965, FE 1969, R 1996 SC: 1965 In School, 1967 Walterboro Associate, 1969 Aiken-Trinity, 1972 Florence-Pisgah, 1978 Boiling Springs, 1979 Tranquil, 1984 Chesterfield, 1987 LOA, 10/15/87 Asbury Charge, 1988 LOA, 1989 Indian Branch, 1996 Retired. 1999 Union Darlington (RSY). 14 Bennett Street, Charleston 29401-1108 (R) 843-577-6874

Nason, Maurice E (Marty) – FE, SC: 1992 West Kershaw, 1993 St. James, 1997 St. John's, Batesburg, 2001 Bowman, 2003 Gordon Memorial-Greenbrier, 2007 Belin Memorial, Associate. PO Box 528, Murrells Inlet 29576 (O) 843-651-5099 (R) 843-651-6956 (F) 843-651-4179

Nates, James Herbert Jr. – RE, OT 1955, FE 1957, R 1999, SC: 1954 Fairfield Circuit, 1956 Irmo Charge, 1960 Charleston-Dorchester, 1961 Director-Adult Wk-Board Educ., 1964 Mt. Lebanon Charge, 1967 Whitmire, 1972 Charleston-Grace, 1977 Irmo-Union, 1985 Spartanburg-Trinity, 1994 Simpsonville, 1999 Retired, 2001 St. James, Columbia (RSY). 331 Valcour Road, Columbia 29212 (R) 803-772-4261

a **Nelson, Angela Regina Ford** – PL, PL 2011, SC: 2011 Mount Zion, Bishopville 1039 Ivy Green Circle, Irmo 29063 (R) 864-787-4633

Nelson, Dwight Arnold – FE, PL 1997, SP 1998, PL 2004, PE 2008, FE 2011, SC: 1997 Chesterfield Parish, 1998 Mt. Zion, 2004 Spartanburg Cooperative Parish, 2009 New Life, Walterboro. 127 Spring Road, Walterboro 29488 (O) 843-549-1254 (R) 843-893-3495 (F) 843-782-5254

Nelson, Jerry Paul – RE, OT 1979, FE 1984, R 1999, SC: 1977 Jamestown, 1978 Eutawville, 1979 Lynchburg Charge, 1983 Bath-Clearwater Charge, 1985 Lebanon, 10/01/90 Gilbert, 1992 Timmonsville-Salem, 1994 Port Royal, 1995 LOA, 1996 Troy, 1999 Retired, 08/01/03 Mt. Pleasant-St. Luke (RSY), 2009 No Appointment. 32 Piper Lane, Elgin 29045-9456 (R) 803-408-3013

Nelson, Kenneth Lee (Ken) – FE, PM 1993, FE 1995, SC: 1993 St. Mark-Mt Zion, 1994 Aiken-St. John's, 1998: Duke Chapel, 2000 St. John's Aiken, Associate, 2002 Centenary-Kingsville, 2006 Silver Hill Memorial, 2007 Congregational Specialist and African American Coordinator. 4908 Colonial Drive, Columbia 29203 (O) 803-786-9486

Nelson, Millie – PE, PE 2010, SC: 2010 Congregational Specialist Florence-Marion Districts. 110 Sassafras Road, Blythewood 29016-8629 (R) 803-691-1267 (F) 803-691-0220

Nesmith, Allen – FL, PL 2002, FL 2008, SC: 2002 Wesley, Florence, 2008 Salem, Pageland. 2852 Airport Road, Pageland 29728 (O) 843-672-6507 (R) 843-672-7045

a **Nesmith, Harry Van** – RL, PL, R 2003, SC: 1977 Denmark Parish-Franklin, 2003 Retired. 1814 Belleville Road, Orangeburg 291153801 (R) 803-534-3988 (F) 803-539-3997

a **Newton, John Leon** – RE, OT 1957, FE 1959, R 1999, SC: 1956 Darlington Circuit, 1961 Pamplico, 1966 Herbert Memorial, 1971 Chesterfield, 1977 Buford Street, 1985 Mullins-Macedonia, 1993 Trinity, Conway, 1999 Retired, 03/01/2007 Main Street-Pine Grove (RSY). PO Box 628, Bennettsville 29512 (O) 843-265-4853 (R) 843-265-4853

Nichols, David Eugene (Dave) – FE, OT 1975, FE 1978, SC: 1975 In School, 1977 Cameron Charge, 1981 Branchville, 1984 Goose Creek-St. James, 1991 Marion-Socastee, 1995 Clemson, 2000 Rock Hill District Superintendent, 2006 Bethel, Spartanburg. 245 S Church Street, Spartanburg 29306-3489 (O) 864-585-4801 (R) 864-574-4898 (F) 864-585-4961

a **Nichols, George Henry Jr**. – RE, OT 1953, FE 1956, R 1991, SC: 1953 In School, 1954 Belvedere, 1958 Hartsville-Bethlehem, 1960 Columbia-St. James, 1964 Sumter-St. John, 1967 Division of Chaplains, 1987 Sabbatical Leave, 1988 Columbia-Mt. Pleasant, 1991 Retired. 2905 Cranbrook Lane, Columbia 29206 (R) 803-788-4517

a **Nicholson, Joseph Robert (Joe) Sr.** – RE, OT 1958, FE 1960, R 1994, SC: 1954 North Pickens, 1959 Toxaway, 1963 Union-Green Street, 1967 Calhoun Falls, 1968 Charleston-Epworth, 1971 Langley-Capers Chapel, 1975 Buncombe Street Associate, 1979 Bethel Park, 1983 Owings-Bramlett Charge, 1986 Lowell Street, 1990 Charleston-St. Mark, 1994 Arial/McKissick (RSY) 1994 Retired, 09/08/00 Port Royal (RSY). 215 Sylvia Road, Easley 29642 (R) 864-850-1685

Nix, Arthur Robert – RE, OT 1977, FE 1980, R 2009, SC: 1973 Tabernacle, 1975 Trinity, 1976 Immanuel-Loree Charge, 1978 In School, 1979 Goose Creek, 1984 Wagener, 1986 Ridgeville Charge, 1990 St. Paul Charge, 1996 Knightsville, 1999 Grace, Charleston, 2004 Cokesbury, Charleston, 2007 Bethel, 2009 Retired. 6212 Fieldstone Circle, Charleston 29414 (R) 843-766-7153

Norrell, Thomas Harmon (Tom) – FE, PM 1985, FE 1988, SC: 1984 Orange Circuit, 1985 In School, 1986 Ware Shoals, 1990 In School, 1993 St. James, 1993 N IL Conference, 1997 Wagener, 2002 Cherokee Springs-Liberty, 2006 St. Paul, Saluda, 2010 Trinity, Darlington. PO Box 16, Darlington 29540-0016 (O) 843-393-4852 (R) 843-269-5474 (F) 843-393-3244

a **Norris, Gene Austin** – RE, OT 1962, FE 1964, R 1996. SC: 1961 Waterloo, 1963 India Hook, 1965 India Hook-Pleasant Grove, 1966 Director Wesley Foundation-Winthrop College, 1971 Whaley Street, 1974 Spartanburg-El Bethel, 1978 Highland Park, 1983 Spartanburg-Central, 1987 Newberry-Central, 1990 Wayne-Oak Grove, 1993 Loris-First, 1996 Retired. 4469 Highway 65, Conway 29526-5946 (O) 843-365-3552 (R) 843-365-3552

a **Norris, Robert Joel** – RE, OT 1978, FE 1980, R 2004, SC: 1978 Bethlehem, 1986 Charleston-Cokesbury, 1992 Shiloh Station, 2004 Retired. 134 Life Style Lane, Anderson 29621 (R) 864-556-9428

Nuckles, Marie Elaine – FE, PE 2000, FE 2003, SC: 2000 Centenary-Conway, 2008 Church of the Good Shepherd, 2011 Herbert Memorial. 84 Forest Ave, Georgetown 29440 (O) 843-546-7875 (R) 843-520-0663 (F) 843-520-4505

a **O'Dell, Donald Russell** – RE, OT 1955, FE 1957, R 1978, SC: 1953 Whitney, FLP, 1954 No record of appointment, N GA: 1955 SLP, SC: 1955 In School, 1957 Walnut Grove, 1960 Liberty Hill, 1963 Shiloh-Zoar, 1967 Sumter-St. John, 1970 Central Charge, 1972 Ben Avon-Glendale, 1976 Lexington, 1977 LOA, 1978 Retired. 149 Loche Adele Drive, Spartanburg 293071307 (O) 864-582-5639 (R) 864-582-5639

Olive, George Everette – PL, PL 2007, SC: 2007 Antioch-Poplar (Poplar), Associate, 2008 Antioch-Poplar. PO Box 891, Conway 29528 (O) 843-293-8713 (R) 843-293-8713

Orr, Patricia Pepper – FE, FE 1998, SC: 1994 Trinity-Silverstreet, 1996 Trenton, 1998 Quinby-Bethsaida, 2004 Bethlehem-Prospect, 7/16/2006 Incapacity Leave. 5221 Flaxman Drive, Apt 121, Pensacola FL 32506 (R) 828-553-8883

a **Osborne, Billy Ray** – RL, PL 1999, R 2011, SC: 1999 Central, Laurens, 2011 Retired. 2886 Harris Bridge Road, Woodruff 29388 (O) 864 984-5937 (R) 864 876-2146

Osborne, Jean Owens – RD, FD 1997, RD 2011 SC: 1995 Shandon-Minister of Program/Education, 2001 First UMC, 2011 Retired. 1255 Ambling Way Drive, Myrtle Beach 29579 (O) 843-903-4588 (R) 843-903-4588

Ott, Burton L. – FE, PM 1994, FE 1997 SC: 1994 El Bethel, 1996 Associate, Buncombe Street, 1997 Dials-Shiloh, 2000 Edgefield, 2002 Western North Carolina Annual Conference, 07/01/03 LOA, 2004 Chesnee Charge, 2008 Trinity-Enoree -Patterson Chapel. 2611 Hwy 92, Enoree 29335 (O) 864-969-3676 (R) 864-969-2167

a **Owens, George Clay** – RE, FE 1983, R 1991, SC: 1953 Bethlehem Station, 1955 Lupo Memorial, 1957 McCormick, 1961 Lamar, 1962 Owings-Bramlett, 1966 New Ellenton, 1970 Saluda-St. Paul, 1974 Lynwood-Trinity, 1975 Loris-First, 1977 Whitmire, 1983 Few's Chapel-Jackson Grove, 1985 Church of the Good Shepherd, 1989 St. James, 1990 Cambridge, 1991 Retired, 1993 Homeland Park, 1999 Sharon/Shiloh. 2203 Marchbanks Avenue, Apt 6, Anderson 29621 (R) 864-224-9462

a **Owens, Kenneth Dwayne (Ken)** – FE, PM, PM 1987, FE 1994, SC: 1987 In School, 1989 Fairfax Charge, 1990 LOA, 1992 Harleyville, 1995 Lebanon-Columbia, 1998 New Beginnings, 2008 St. John's, Rock Hill, 2010 Lexington. 309 East Main Street, Lexington 29072 (O) 803-359-6838 (R) 803-359-5885 (F) 803-957-1551

a **Owens-Bartley, Valarie Larose** – OF, OF 2011, SC: 2011 Ruffin Parish. 968 Moorer Road, St. Matthews 29135 (O) 843-412-6021 (R) 803-823-2004

Pace, Phillip Lynwood (Lyn) Jr. – FE, PE 2002, FE 2005, SC: 2002 LOA, 09/01/2002 British Methodist Conference, 08/18/03 Associate Chaplain and Director of Service Learning, Wofford College, 2009 Chaplain, Oxford College, Emory University. 100 Hamill St, Oxford GA 30054 (O) 770-784-8392 (R) 404-434-3009 (F) 770-784-8488

a **Padgett, Clarence Dixon** – RE, OT 1964, FE 1967, Peninsula 1964: PM, NC: 1970, R 1997, SC: 1973 Gethsemane-Trinity, 1975 Chesnee Charge, 1977 Woods Chapel, 1981 Red Bank, 1983 Greenville-Christ, 1988 Latimer Memorial, 1994 Bethel -Ebenezer, 1996 Sabbatical Leave, 1997 Retired. 210 Hawk Haven Cove, Waynesville NC 28786 (R) 828-456-4815

Paik, Miyoung – FE, PM 1990, FE 1992, SC: 1992 In School, 09/01/90 Charleston Korean Associate, 1991 Folly Beach-St. John, 1998 Sabbatical Leave, 1999 Lexington, Associate. 309 E Main Street, Lexington 29072-3601 (O) 803-359-6838 (R) 803-996-6421 (F) 803-957-1551

a **Palmer, Hoyt Bruce** – RE, PM 1984, FE 1987, R 12/31/05, SC: 1980 Newberry Circuit, 1984 Greenwood-Bethlehem, 1986 Mt. Olivet-Pleasant Grove, 1989 Graniteville-St. John, 1998 Pendleton, 2002 First Winnsboro, 12/31/2005 Retired. PO Box 164, Newberry 29108 (R) 803-321-5907

Parker, Freddie Wells (Fred) – PL, PL 2009, SC: 2009 Immanuel, Wellford. 216 St Croix Court, Greer 29351 (O) 864-350-7517 (R) 864-848-9279

a **Parker, Jere Keith** – RE, OT 1962, FE 1964 W OH: 1962 PM, R 2001, SC: 1969 Mental Health Center, 1970 Division of Chaplains, 1982 Aiken-Barnwell Mental Health, 2001 Retired. 1177 Barn Owl Road, Aiken 298057924 (O) 803-648-7700 (R) 803-648-2901

Parker, Larry Randall Sr. – FE, OT 1977, FE 1982, SC: 1973 Immanuel-Loree, 1976 In School, 1978 Chaplain-City Hapeville, 1981 Sharon-Shiloh, 1984 Hampton-Varnville, 1988 Grace-Bethel, 1992 Bethel-Ebenezer, 1994 Lamar, 1999 First-Cheraw, 2003 Woodland. 801 North Cherry Road, Rock Hill 29732 (O) 803-328-1842 (R) 803-327-3281 (F) 803-328-1933

Parrish, Patricia Jean (Patti) – FE, OT 1981, FE 1985, SC: 1981 In School, 1982 St. Matthews Circuit, 1985 Butler-Shiloh, 1989 Belair, 1992 Shandon Assoc, 1997 Boiling Springs, 2001 Beulah, Gilbert, 2008 Charleston District Superintendent. 1254 Seton Place, Charleston 29407 (O) 843-744-0477 (R) 843-556-5358 (F) 843-744-0479

Parrott, Anne Richardson – RE, SP 2001, PE 2004, FE 2008, R 2011, SC: 2001 Lebanon, Fork Shoals, 2004 Blacksburg Charge, 2008 King's Mountain Chapel-St. Paul, 2011 Retired. 410 Willowtree Drive, Simpsonville 29680 (O) 803-684-2493 (R) 803-684-4138

Parsons, Barbee Olis – RE, OT 1964, FE 1967, R 2000, SC: 1959 East Chesterfield, 1960 Ashland-Hebron Charge, W NC: 1963, 1964 In School, 1966 McBee, 1970 Graniteville-St. John, 1976 Walhalla-St. Luke-Zion, 1979 Cannons, 1984 Pamplico-Prospect, 1988 Fountain Inn-Trinity, 1992 Lugoff-St. John's, 1995 Trinity-Bamberg, 1997 Bethany, 2000 Retired, 09/01/01 St. Matthew Circuit (RSY), 08/23/2009 Wesley Chapel (RSY). 1127 Ridgeway Road, Lugoff 29078-9103 (R) 803-438-8581

a **Patterson, James Ford** – RE, PL 1992, FL 1994, PM 1995, FE 1998, R 2005, SC: 1992 Arrington, 1994 Dunean, 1996 Honea Path-Trinity. 09/01/99 Monaghan, 2001 Tranquil, 2005 Retired, 2007 St. Paul, Greenville (RSY). 12 Notre Dame Drive, Greenville 29617 (O) 864-235-3494 (R) 864-294-6916

a **Patterson, Stanley Burr** – RE, PL 1993, FL 1994, PM 1995, FE 1997, R 1998, SC: 1993 Oak Hill, 1994 Zion-Beulah, 1995 Bethel, Iva, 1998 Retired, 1998 Salem (RSY). 433 Nimmons Bridge Road, Salem 29676 (R) 864-944-2744

Patterson, Steve Allen Jr. – FE, PM 1987, FE 1993, SC: 1985 Anderson-Bethel-Ebenezer, 1989 Pelion Charge, 1994 Liberty-Friendship, 1999 Grace, Pickens, 2004 Hopewell, Lancaster, 2011 Lyttleton Street. 1206 Lyttleton Street, Camden 29020-3616 (O) 803-432-3191 (R) 803-432-2009 (F) 803-424-1363

a **Pearce, Jane Ann** – FE, OE 2008. SC: 2008 St. Paul's Waccamaw Associate. 180 St Paul Place, Pawleys Island 29585 (O) 843-237-2294 (R) 843-236-9198 (F) 843-237-5233

a **Pearce, Priscilla Fulcher** – PE, PL 2004, PE 2005, SC: 2004 Dunean, 2007 Dunean-Monaghan, 2009 Monaghan (3/4), 12/01/2009 Incapacity Leave. 125 Ashmore Road, Greer 29650 (R) 864-609-0402

a **Pearce, Roger Wayne** – FE, LP 1996, PM 1997 SC: 1997 Fork Shoals Charge, 1998 North Easley Charge, 2004 Hickory Grove Charge, 2007 West Anderson Charge, 06/24/2009 Involuntary Leave of Absence. 21 Aeronca Road, Belton 29627 (R) 864-760-9747

Pearson, John Carson – RE, OT 1960, FE 1962, R 1997, SC: 1959 Walhalla, 1960 Mt. Olive-New Hope, 1962 Division of Chaplains, 1980 Bluff Road, 1985 Cheraw Parish, 1988 Greenville DS, 1994 Charleston-Wesley, 1997 Retired, 02/01/04 Good Hope Wesley Chapel (RSY. PO Box 308, Elgin 29045-0308 (R) 803-438-9561

Pearson, Thomas Jefferson Jr. – FE, SP 1992, PM 1994, FE 1996 SC: 1992 South Greenville, 1998 St. Mark. PO Box 215, North 29112-0215 (O) 803-247-2472 (R) 803-247-2366 (F) 803-247-2472

Peterson, Gary Alan – FE, Cal. Pac PM 1984, 1985 Kailua, FE 1987, 1988 San Pedro Granview, SC: 1993 Calhoun Charge, 1994 Branchville, 1996 Swansea, Transferred 1998, 1999 Fairview/St. Paul, 2001 Bogansville. 4052 Buffalo-West Springs Hwy, Jonesville 29353 (O) 864-427-9652 (R) 864-427-9844 (F) 864-427-9652

a **Peterson, Mary Lynne (Mary Lynne)** – OD, OD 11/01/05, SC: 11/01/2005 St. Paul, Spartanburg, Minister of Education and Church Planning, 06/15/2009 New Beginnings, Minister of Christian Education & Church Programming. 210 Rainbow Lake Road, Boiling Springs 29316 (F) 864-599-7776

Petry, Scott Wayne – FE, PM 1984, FE 1987, SC: Spartanburg-Trinity Associate, 1985 Friendship-Rock Springs, 1987 Starr, 1992 Heath Memorial-Pleasant Grove, 1996 Jonesville-New Hope, 2002 Tabernacle, Lancaster, 2005 New Market-Tabernacle, 2007 Wesley Chapel, 2009 Zion, Anderson, 2011 Incapacity Leave. Post Office Box 295, Seneca 29678 (O) 864-882-4417 (R) 843-861-4784

Pettit, Ronald Alexander (Ron) – RE, OT 1976, FE 1980, R 2010, SC: 1964 Sardis-Trinity, 1965 South Aynor Circuit, 1966 Lebanon-Kings Chapel, 1968 Buford Street Associate, 1969 Sharon Charge, 1972 Lancaster-First Associate, 1975 Pomaria Charge, 1976 Columbia-Rehoboth, 1981 Latta, 1985 Clover-First, 1989 Trinity, 1993 Carteret Street, 2000 Manning, 2002 Superintendent, Orangeburg District, 2010 Retired. PO Box 2326, Orangeburg 29116-0303 (R) 803-531-1251

a **Peurifoy, Harvey Ottis** – RE, OT 1964, FE 1967, R 1989, SC: 1960 Greenwood Circuit, 1963 Bethlehem-Cokesbury, 1968 Duncan, 1973 Allendale, 1979 Greenville-Salem, 1986 Irmo-Salem, 1989 Retired. 1617 Ninety Six Highway, Ninety Six 29666-9262 (R) 864-384-8091

a **Pfeiffer, Charles Gates** – RE, OT 1941, FE 1947, R 1986, NE: 1940 FL, 1951 In School, SC: 1957 Prof.-Columbia College, 1986 Retired. 876 Stebondale Road, Columbia 29203-3651 (R) 803-786-0469

Phelps, Kenneth William – RE, OT 1978, FE 1983, R 2008, SC: 1970 Jordan, 1972 Saxon, 1978 In School, 1981 Bethel-Ebenezer, 1982 Lancaster-Hopewell, 1987 Langley, 1989 Grace Associate, 1993 Summerton, 1997 Bethesda, 2001 Bethlehem, Bishopville, 2005 Bethel Park-Main Street, Denmark, 2008 Retired, 2008 Main Street, Bamberg (RSY), 01/01/09 Target-Gerizim Charge (RSY). 1550 Thompson Drive, Manning 29102 (R) 803-478-7760

Phillips, Charles Andrew – FE, SP 1997, PE 1999, FE 2003, SC: 1997 Springdale, 1999 Hickory Grove Charge, 2004 Associate, Advent, 2007 Cokesbury. 4990 Dorchester Road, Charleston 29418-5601 (O) 843-552-4061 (R) 843-747-1645 (F) 843-552-4063

Phillips, David Norris – PL, PL 2008, SC: 2008 Ocean Grove, 09/01/2009 Jamestown Parish. 311 Ashley Drive, Summerville 29485 (O) 843-928-3848 (R) 843-832-5968

Phillips, Gary Duane – FE, OT 1983, FE 1985, SC: 1983 Bamberg-Main Street, 1985 Bethlehem-Gassaway, 1987 LOA, 1989 Osceola, 1992 Whaley Street, 1998 Gilbert Charge, 2008 John Wesley. 626 Savannah Highway, Charleston 29407 (O) 843-766-5596 (R) 843-556-5358 (F) 843-766-9983

Phillips, Jerry Leroy Sr. – RE, OT 1969, FE 1973, R 2007, SC: 1968 Asbury Circuit, 1970 Starr, 1973 Murrells Inlet, 1975 Ruffin Circuit, 1980 Mt. Dearborn, 1985 Rock Hill-Main Street, 1991 McCormick, 1995 Shiloh-Zoar, 1999 Holly Hill, 2007 Retired. 1644 Pinewood Avenue, Lancaster 29720 (R) 803-313-9104

Phillips, Jerry Leroy (Lee) Jr. – FE, SP 1987, PM 1995, FE 1997 SC: 1987 Vaucluse-Capers Chapel, 1992 Harmony-King's Chapel, 1993 Butler-Shiloh, 1997 Sharon-Philadelphia, 1999 Pelion, 2002 Lewis Chapel-Zoar, 2006 Latta-Mount Andrew. PO Box 95, Latta 29565 (O) 843-752-5432 (R) 843-752-5776 (F) 843-752-5434

Phillips, William Harvey – FE, PM 1985, FE 1988, SC: 1979 Gethsemane-Trinity, 1981 Whitney, 1986 Beaumont-Cherokee Springs, 1988 Lyman, 1992 Spartanburg-St. James, 1997 St. Mark-Seneca, 2001 St. Andrews, Orangeburg, 2003 Union, Irmo. PO Box 705, Irmo 29063-0205 (O) 803-781-3013 (R) 803-932-9298 (F) 803-781-3034

Pickens, John Gerald (Jerry) – RE, FE 1984, R 2010, SC: 1976 Greer-Concord, 1980 Easley-Zion, 1984 Union-Sardis, 1988 Bethlehem-Lupo, 1989 Emory-Nazareth, 1994 Abbeville-Main Street, 2001 St. Paul, Florence, 2006 Aldersgate, Sumter, 2010 Retired, 2010 Epworth-Springdale (RSY). 88 Darnell Drive, Cross Hill 29332 (R) 864-998-4567

a **Pietila, Thomas Carl (Tom)** – RE, OT 1976, FE 1978, E OH: 1976 PM, R 2010, SC: 1977 Cheraw-Mt. Olivet, 1979 Laurens Road, 1983 Socastee, 1991 Lee Road, 1995 Woodland. 1999 Central-Florence, 2010 Retired. 913 Beverly Drive, Florence 29501 (R) 843-661-0380

a **Pittman, Clarence Odell** – RE, OT 1955, FE 1960, R 1994, SC: 1955 Sandy Springs, 1959 Chester Circuit, 1961 Columbia-Pisgah-Mt. Pleasant, 1966 Concord, 1969 Ehrhardt, 1973 Fairfax, 1976 Greenville-Dunean, 1981 Triune, 1986 Stephenson Memorial, 1987 Covenant, 1992 CCOM Associate Director, 1994 Retired, 2000 Woods Chapel (RSY), 2006 Gray Court-Trinity (RSY). 420 Lakeside Circle, Greenville 29615 (R) 864-631-1715

Plowden, Irvin Vincent Jr. – FL, FL 2002, SC: 2002 Associate, First Church, Clover, 09/01/2007 Chester Circuit, 2011 Cornerstone-Epworth. 2697 Heckle Blvd., Rock Hill 29732 (O) 803-328-1496

Plump, Kerrie Ann – FL, FL 2004, SC: 2004 Rehoboth-Zoan, 2006 Springfield Charge, 2008 Bethany-Zoar, 2010 Upper Richland Charge. 8515 Winnsboro Road, Blythewood 29016 (O) 803-754-5972 (R) 803-754-5972

Polk, Norman Keith Jr. – RE, OT 1960, FE 1962, R 1979, 1992 Return to Effective Relationship, R 2006, SC: 1959 Dillon Circuit, 1961 In School, 1963 Spartanburg-St. Luke, 1965 In School, 1966 Florence-Pisgah, 1969 In School, 1970 Tranquil, 1975 Greenwood-Main Street Associate, 1979 Retired, 1992 Galloway-Ebenezer, 1994 Aldersgate, 1997 Johnston-Harmony, 2006 Retired, 2006 Troy (RSY). 1 Royal Oak Drive, Greenwood 29649 (R) 864-227-2703

a **Ponds, Grady Bernard** – FE, PL 2000, SP 2002, PL 01/01/04, PE 2004, FE 2007, InvLOA 08/20/2010, SC: 2000 Lugoff Parish, 2004 Good Hope Wesley Chapel, 2007 Mount Carmel, 08/20/2010 InvLOA. PO Box 924, Bamberg 29003 (O) 803-245-4152 (R) 803-245-7207

Poole, Jack Allen – RE, AM 1993, FE 2000, R 2001, SC: 1969 Shiloh-Beulah, 1977 Orange Circuit, 1984 Olar Charge, 1987 Clinton, 1993 Olar, 1994 Calhoun Charge, 2001 Retired, 01/17/2008 Orange Circuit Associate (RSY), 2010 Springfield Charge (RSY). 210 Kennerly Road, North 29112 (R) 803-874-1661

a **Pope, Lewis Carroll Jr.** – FE, OT 1983, FE 1985, SC: 1983 Clinton, 1986 Irmo-Union Associate, 1993 Fair Lawn-Zion, 1999 Wesley Chapel, 03/31/04 Incapacity Leave. 5 Bark Lane, Winnsboro 29180 (R) 803-712-2063

Poston, Joseph Arelious – RA, AM 1987, R 1998, SC: 1978 Bethesda, 1980 Bethesda-Salters, 1982 Trio, 1984 Jordan, 1989 Scranton-St. John, 1995 Gilbert, 1998 Retired, 2001 Mt. Vernon (RSY), 2007 Turbeville (RSY). 2721 Big Swamp Road, Pamplico 29583-5222 (R) 843-493-2027

Powell, Rodney Keith – FE, OT 1983, FE 1985, SC: 1982 Glenwood-Beulah Charge, 1983 Anderson-Bethel, 1985 Townville, 1991 Hopewell-Rock Hill, 1999 Trinity, Aiken. 2724 Whiskey Road, Aiken 29803 (O) 803-648-4990 (R) 803-648-8929 (F) 803-642-1231

a **Preer, John Carleton** – RE, OT 1968, FE 1970, R 2010, SC: 1968 In School, 1969 Orangeburg-St. Paul Associate, 1971 Honorable Location, 1979 Great Falls-Asbury Charge, 1982 Hebron-Pergamos Charge, 1986 Pamplico-Bethlehem, 1990 Cameron Charge, 1998 Oregon-Idaho. 07/01/1999 LOA, 2001 Brown Swamp. 2010 Retired. 105 Diamond Ave., Rocky Mount VA 24151 (R) 843-465-5215

Preveaux, Brian Edward – FL, PL 2009, FL 2011, SC: 2009 Fairfax, 2011 Kings Mountain Chapel-St. Paul. 1130 Philbeck Road, York 29745 (O) 803-684-2493 (R) 803-684-4138

Price, Angelia Powell – RA, FL 1989, AM 1996 R 2009, SC: 1989 Trinity-Enoree, 1995 Sardis/Union, 2005 Cowpens Charge, 2009 Retired, 2009 Mesopotamia-Asbury (RSY). 53 Hidden Springs Road, Spartanburg 29302 (O) 864-542-2454 (R) 864-542-2454 (F) 864-542-2454

a **Pridgen, Joseph Webster (Joe)** – RE, OT 1949, FE 1951, R 1988, KY: 1948 SP, W OH: 1950, 1951 Chaplain, United States Air Force, SC: 1975 Associate, Shandon, 1978 St. Mark's, Sumter, 1982 Blacksburg, 1984 Trinity, Honea Path, 1988 Retired. 1110 Marshall Avenue, #6712, Greenwood 29646 (R) 864-227-7476

a **Putnam, William Grover** – FD, PD 2001, FD 2008, SC: 2001 Minister of Adult Ministries, Buncombe Street. PO Box 1988, Greenville 29602-1988 (O) 864-232-7341 (R) 864-879-0140 (F) 864-242-4478

Quarles, Alan Nathan – FL, SP 1994, FL 1997, SC: 1994 Oak Hill, 1997 Lockhart-Wesley Chapel, 2008 St. John-Warrenville. PO Box 38, Graniteville 29829 (O) 803-663-7041 (R) 803-663-7050

Quarles, Alice Jones – FE, OT 1983, FE 1986, SC: 1983 Lancaster-First Associate, 1986 LOA, Pac. SW: 1987 San Diego-

Hope, 1989 LOA, 1991 Bethel-Duncan Chapel, 1995 LOA, 2000 North Carolina Annual Conference. 301 Marine Blvd., Jacksonville NC 28540 (R) 910-989-2772

a **Quarles, Calvin** – RL, FL 1980, R 2001, SC: 1980 Belton Charge, 1987 Williamston Charge, Fairfield, Williamston, 2001 Retired. 1500 Mountain View Road, Anderson 29626 (R) 864-226-8870

a **Quay, Gayle Marie Jordan** – OD, OD 1998, SC: 1998 Minister of Education, Buncombe Street. PO Box 1988, Greenville 296021988 (O) 864-232-7341 (R) 864-244-4018

Quilling Smith, Debra A.S. – FE, OT 1975, FE 1979, SC: 1975 In School, 1977 Marlboro Circuit, 1978 LOA, 1979 Myrtle Beach-First Associate, 1983 Dir.-USC Wesley Foundation, 1990 Rehoboth, 2002 Manning, 2010 S. John's, Rock Hill. PO Box 149, Rock Hill 29731 (O) 803-327-3113 (R) 803-327-2657 (F) 803-327-3119

Radcliffe, Karen Hollis – FE, PM 1989, FE 1992, SC: 1987 Panola-Mt. Carmel, 1992 Associate, Grace, North Augusta, 1997 Grace, Williamston, 2004 Rehoboth, Columbia, 2008 Central, Newberry. PO Box 67, Newberry 29108 (O) 803-276-3903 (R) 803-276-0427 (F) 803-276-3905

Rainwater, Brian Thomas – OE, OE 2003, SC: 2003 Associate, Mt. Horeb, Lexington. PO BOX 131, Lexington 29071 (O) 803-359-3495 (R) 803-356-6464 (F) 803-359-2029

Randle, Kyle Dwight – FE, SP 1999, PE 2000, FE 2003, SC: 1999 Ann Hope. 2000 Hibben, Associate, 2007 St. Luke, Lancaster, 2011 St. Luke-Salem. 128 Providence Road, Lancaster 29720 (O) 803-286-8652 (R) 803-286-7325 (F) 803-286-8658

Ratledge, Jacki Sue – FD, FD 2001, SC: 2001 Director of Christian Education, St. Mark, Charleston (1/2). 315 Parkdale Drive, Charleston 29414 (O) 843-766-5239 (R) 843-571-0054 (F) 843-571-7495

Ravenel, Henry Lee Sr – FL, SP 2005, FL 2008, SC: 2005 Thompson-Centenniel-Bethelem. 403 Centerville Road, Anderson 29624 (O) 864-226-4707 (R) 864-224-3601

Rawlinson, Carol McGinty – FE, PM 1989, FE 1993, SC: 1989 Rembert-St.John, 1994 Sumter-St. John, 2000 In School, 2009 Pastoral Counselor, Counseling Center Roswell UMC. 1174 Druid Walk, Decatur GA 30033 (O) 770-261-1785 (R) 404-633-6737

a **Ray, Jack Ewell** – RE, OT 1953, FE 1956, R 1992, AL W FL: 1953 PM, SC: 1956 Black Swamp, 1958 Bluffton, 1962 Branchville, 1967 Norway, 1971 Lynchburg, 1973 Jonesville, 1977 Jonesville-New Hope, 1979 Calhoun Falls, 1992 Retired, 1993 John Wesley (RSY), 1997 Bethel, Anderson (RSY). PO Box 143, Starr 29684-0143 (R) 864-352-6377

a **Ray, Keith Dunkle II** – FE, PM 1990, SP 1989, FE 1993, SC: 1989 Arrington-Piedmont Park, 1992 Northside-Piedmont Park Associate, 1994 Hopewell, 2001 St. Paul Greenville, 02/01/04 Associate Chaplain, Asst. Professor Religion Furman University, 10/01/08 Berea Friendship, 2010 Clemson. Post Office Box 590, Clemson 29633 (O) 864-654-5547 (F) 864-654-6540

Ray, Marie Elizabeth – FE, PL 2006, PE 2008, FE 2010, SC: 2006 Rock Springs, 2008 Emma Gray, 2009 St. Matthew Circuit, 2011 Bowman Charge. PO Box 187, Bowman 29018 (R) 803-829-2891 (F) 864-324-2979 (Cell)

Reams, Richard Hancock – PE, FL 2010, PE 2011, SC: 2010 St. Luke-Zion. Post Office Box 339, Wahalla 29691 (O) 864-638-3628 (R) 864-638-2171

Reavis, Raymond Lee (Ray) – PL, PL 2009, SC: 2009 Western York Charge. PO Box 97, Sharon 29742 (R) 803-927-0516

Reddic, Mollie Bame – FE, FL 09/01/04, PE 2005, FE 2008, SC: 09/01/04 St. John, Sumter, 2006 Trenholm Road Associate. 3401 Trenholm Road, Columbia 29204 (O) 803-254-6695 (R) 803-261-4081 (F) 803-254-6363

Reece, Earnest James Jr. – RE, PM 1986, PM 1989, Pac. NW, R 2010, SC: 1992 St. Michael, 1993 Good Hope-Wesley Chapel, 1996 Pendleton Charge, 1998 LOA, 2000 Orange Grove, 2004 New Life, 2006 Cheraw Parish, 2010 Retired. 124 Madison Grace Avenue, McDonough GA 30252 (R) 770-957-5592

Reed, David Eugene – PL, PL 1999 SC: 1999 Smyrna/Shiloh. 1686 Highway 38 N, Bennettsville 29512-6158 (O) 843-479-3161 (R) 843-479-7743 (F) 843-479-3161

Reese, Fred Mortimer Jr. – RE, OT 1952, FE 1956, R 1998, SC: 1950 Pelion, 1951 No record of appointment, 1952 In School, 1955 Pond Branch-Shiloh, 1957 Central Charge, 1962 Columbia-Bethel, 1967 Greenville-Northside, 1970 Sabbatical, 1971 Highland Park, 1976 Mauldin, 1980 Columbia-Wesley Memorial, 1985 Lexington, 1991 Orangeburg-St. Andrews, 1993 Lebanon, 1995 Florence DS, 1998 Retired. 4609 Meadowood Road, Columbia 29206 (R) 803-832-7454

Reeves, Robert David Blakely – FE, SP 1987, PM 1989, FE 1991, SC: 1987 Lodge Charge, 1990 New Hope, 1994 St. Matthews Charge, 1998 Bethel, 2001 Kings Mountain Chapel, 2006 Boiling Springs. 2373 Calks Ferry Road, Lexington 29073 (O) 803-894-3930 (R) 803-894-3355 (F) 803-894-5516

Reid, Barbara Lee – FE, PL 2005, PE 2006, FE 2010, SC: 2005 Mt. Zion, Timmonsville, 2006 Mt. Zion-North Sumter, 2011 Cross. 6996 Columbia Road, St. Matthews 29135 (R) 803-837-0171

a **Reynolds, Daniel Thomas** – RA, AM 1987, R 2006, SC: 1981 Lamar Circuit, 1988 Heath Springs, 1990 Kings Mountain-St. Paul, 1992 Herbert Memorial, 1996 Loris, 1998 St. Paul, 10/01/1998 LOA, 2006 Retired. 25 Mariner's Point,4396 Baldwin Ave, Little River 29566 (O) 843-249-8773 (R) 843-249-8773

a **Reynolds, Edgar Brookins III** – FE, SP, PM 1995, FE 2000 SC: 1986 St. Stephen-Rehoboth, 1992 Hood's Chapel, 1995 Ocean Grove, 2001 First Church, Harleyville, 2006 Knightsville. 1505 Central Avenue, Summerville 29483 (O) 843-875-2117 (R) 843-873-2621 (F) 843-875-8986

Reynolds, Nena Ruth Griggs – RE, FL 1986, PM 1988, FE 1991, R 2006, SC: 1986 Lowndesville Charge, 1990 Bowman, 1993 Grace-Patterson Chapel, 1998 Bethel-Ebenezer, 2001 Cokesbury-Hodges, 2006 Retired, 2006 Smyrna (RSY), 2009 Pageland (RSY). 2484 Bethlehem Road, Hartsville 29550 (O) 864-344-2027 (Cell) (R) 843-383-8618

a **Reynolds, Phillip Henry (Phil)** – PL, PL 2010, SC: 2010 Suber Marshall Memorial. 313 Victor Road, Gaston 29053 (O) 803-787-2497 (R) 803-755-6204 (F) 803-787-2497

Rhyee, Luke MoonTaeg – PE, FL 2009, PE 2010, SC: 2009 Columbia Korean. 420 N. Chelsea Road, Columbia 29223 (O) 803-736-7678 (R) 803-240-2547

e **Ribelin, Glenn Williams Sr.** – PL, PL 2006, SC: 2006 Bethel, Lancaster, 2009 Fort Lawn. 3952 Thompson Road, Lancaster 29720 (R) 803-286-0685

Richardson, Darlene Moore – PL, BQ 20 2005, PL 2007, SC: 2005 Not appointed, 2007 St. Thomas Charge Associate, 2010 Centenary. 129 Mixwood Lane, Huger 29450 (R) 843-336-3207

a **Richardson, Tony Bernard Sr.** – PL, LP20 2005, PL 12/31/2010, SC: 2005 Not appointed, 12/31/2010 Associate, Johns Island Parish, 119 Tyler Lane, Wando 29492 (O) 843-559-0342 (R) 843-881-6096

Richardson, Victoria – PL, PL 07/01/01, SC: 07/01/01 Associate, St. Thomas Charge, 2005 Enoch Chapel-Grove Hall. 1052 Richardson Corner Lane, Huger 29450-9477 (R) 843-336-3726

Richardson-Frick, Kristen Reve' – FE, PE 2001, FE 2004, SC: 2001 Associate, Grace, North Augusta, 2002 Wagener, 2004 Swansea-Wagener Charge, 2008 St. Paul's, Orangeburg. 1356 Amelia Street, Orangeburg 29115 (O) 803-534-1071 (R) 803-534-6282

Richmond, Karen Jean – PL, PL 2010, SC: 2010 Catawba-El Bethel. 441 Lakeside Drive, Rock Hill 29730 (O) 803-329-3768 (R) 803-980-7285

Rickenbaker, Luther Herbert III – RE, FE 1985, R 2011, SC: 1982 Asbury Charge, 1985 North-Limestone, 1990 Shandon Associate, 1994 Columbia-Bethel, 2005 Central, Spartanburg, 2011 Retired. 348 Harrell Drive, Spartanburg 29307 (O) 864-579-6191 (R) 864-579-6191

Ridenhour, Jimmy Michael (Jim) – FL, FL 1993, SC: 1993 Lynchburg Charge. PO Box 308, Lynchburg 29080-0308 (R) 803-437-2512

Ripley, Leonard Clifford III – FL, FL 1994, SC: 1994 New Hope, 1998 Folly Beach-St. John, 2006 Trinity, Charleston. 2010 Midland Park. 2301 Midland Park Road, N. Charleston 29406 (O) 843-553-3537 (R) 843-571-0247 (F) 843-553-3537

a **Riser, George Melvin** – RE, OT 1966, FE 1970, R 2007, SC: 1966 In School, 1968 Pomaria-Mt. Pleasant, 1972 Pinopolis, 1977 Philadelphia, 1978 Herbert Memorial, 1982 Brookland, 1986 Mt. Hebron, 1993 Irmo-Union, 1997 St. Paul, 1999 Simpsonville, 2003 Covenant, Greer, 2007 Retired, 01/06/2008 St. Mark, Greenville (RSY). 3 Briton Way, Greenville 29615 (R) 864-297-3773

Ritter, Carl Frederick II – FE, SP 1985, PM 1986, FE 1990, SC: 1985 Ridge Spring, 1987 Newberry-Trinity, 1990 Trinity-Macedonia, 1995 Walterboro, 1997 Pageland, 2001 Cherokee Place, 2004 Bethlehem, Pamplico, 2008 Jordan. 412 LeGrande Street, Manning 29102 (O) 803-435-4000 (R) 803-435-4000

Ritter, Michael Dowling Sr. – FE, PE 2000, FE 2003, SC: 2000 Associate, St. John's, Rock Hill, 2003 Grover Charge, 2006 Pleasant Hill. 238 Fort Mill Highway, Indian Land 29707 (O) 803-548-4922 (R) 803-548-4979

a **Rivers, Lindsey Eugene Sr.** – RL, R 1996, SC: 1982 West Darlington Charge, 1983 Friendship-Rock Springs, 1985 St. Matthews Circuit, 1993 Hebron Charge, 1996 Retired. 881 Jack Smith Road, Chesterfield 29729 (R) 843-623-5118

a **Robinson, John Winifred** – RE, OT 1934, FE 1936, R 1980, SC: 1934 In School, 1936 North Charleston Circuit, 1937 Georgetown-Andrews, 1940 Williamston Circuit, 1946 Pendleton Circuit, 1950 Appleton, 1951 Ruffin Circuit, 1954 Bamberg Circuit, 1956 Dillon Circuit, 1964 St. George-Shady Grove, 1969 St. George Charge, 1972 Francis Burns, 1976 Centenary-Alcot, 1978 Bethesda-St. Mary, 1980 Retired. 3441 Charlemagne Drive, Decatur GA 30034 (R) 770-981-5900

Robinson, Richard Foster (Rich) Jr. – FL, FL 2006, SC: 2006 St. Stephen Charge, 2007 Epworth, Charleston. 1540 Camp Road, Charleston 29412 (O) 843-795-3722 (R) 843-532-3480 (F) 843-795-3722

Rodeffer, Larry William – RE, OT 1976, FE 1980, R 2010, SC: 1975 Mt. Horeb, 1980 Summerton, 1987 Charleston-Aldersgate, 1992 Trinity, 1995 First-Laurens, 2000 Kingstree, 2002 Bluffton, 2010 Retired, 03/13/2011 Smyrna, Charleston (RSY), 271 Westbrooke Road, Summerville 29483 (O) 843-757-3351 (R) 843-368-4897 (F) 843-757-3360

Rodgers, Augustus – FE, PM, PL 1991, PM 1998, Orders Recognized 2004, FE 2004, SC: 1991 I. DeQuincey Newman, 2003 Pendleton Charge, 2007 Unity, Lugoff. 375 Alexander Circle, Columbia 29206 (R) 803-782-3319

Rogers, Cyrus Dawsey (Cy) – FE, SP 1988, PM 1989, FE 1995, SC: 1988 Friendship-Rock Springs, 1991 Mt. Bethel-Porters Chapel, 1997 Berea-Friendship, 2001 Bethesda, Easley. 516 Piedmont Road, Easley 29642 (O) 864-269-1139 (R) 864-269-0181 (F) 864-269-7776

a **Rogers, Paul Hinton** – RE, OT 1969, FE 1978, R 2010, SC: 1969 Vaucluse, 1970 In School, 1971 Gen. Board Missions, 1975 Marlboro Circuit, 1977 Few's Chapel, 1981 Bd. of Global Ministries, 1984 Pomaria-Mt. Pleasant, 1989 Duncan-Roebuck, 1993 Hodges-Cokesbury, 1998 St. John-Warrenville, 2002 Trenton-McKendree, 2005 Mt. Hebron, Columbia, 2008 Bethlehem, Bishopville, 2010 Retired. 1412 Mill Street, Camden 29020 (R) 864-229-6711

Rogers, Sheila Davidson – FE, PM 1970, FE 1987, R 2011, SC: 1970 In School, 1971 Gen. Board Missions, 1973 Discontinued, 1979 In School, 1980 Concord, 1981 Board Global Ministries, 1983 Discontinued, 1985 Reinstated-

Capers Chapel-New Hope, 1988 Pomaria Charge, 1989 Duncan Memorial, 1992 Duncan Memorial-St. Mark, 09/01/92 Greenwood D.S., 1998 St. John's, Aiken, 2005 Mt. Hebron, Columbia, 2008 Lyttleton Street, 2011 Retired. 302 Clairmont Drive, Greenwood 29649 (O) 803-432-3191 (R) 803-432-2009 (F) 803-424-1363

a **Rogers, Thomas Glenn** – RE, OT 1958, FE 1963, R 1996. SC: 1956 Campobello, 1957 No record of appointment, 1958 Grover, 1960 In School, 1962 Mt. Lebanon Circuit, 1964 Division of Chaplains, 1968 Langley, 1971 Sumter-Aldersgate, 1977 Dillon-Main Street, 1978 Division of Chaplains, VA Hospital, Augusta GA, 1992 Trenton-McKendree, 1993 Pisgah, 1996 Retired. 2100 Twin Church Road, Florence 29501 (R) 843-293-0423

Rogers, Timothy Julian (Tim) – FE, PM 1985, FE 1988, SC: 1985 Greeleyville-Lane, 1988 First Hemingway, 1994 Red Bank, 1997 Trinity, Darlington, 2005 Coordinator of Clergy Services. 4908 Colonial Drive, Columbia 29203 (O) 803-786-9486 (R) 803-787-3102 (F) 803-735-8777

Rogers, William Fletcher (Bill) III – RE, OT 1969, FE 1973, R 2011, SC: 1969 Westminster-Hopewell, 1975 Red Bank, 1981 Director-Wesley Foundation, Clemson, 1987 Central Charge, 1992 Trinity, 1994 Aldersgate, 2000 Bethel, Charleston, 2004 First, Laurens, 2011 Retired. PO Box 203, Laurens 29360 (O) 864-984-7696 (R) 864-984-4239

a **Rogers-Berry, Richard Wesley** – RE, OT 1974, FE 1977, R 2010, SC: 1974 In School, 1976 Bennettsville-Christ-Shiloh, 1979 Little River, 1981 New Hope-Capers Chapel, 1985 O'Neal Street, 1990 Johnsonville, 1996 Lake City, 2001 Boone Hill, 2010 Retired. 9615 Cumbria Court, Summerville 29485 (R) 843-822-6038

Roof, Terry Abner – FD, PD 2006, FD 2009, SC: 2006 Grace, N. Augusta, Minister of Outreach and Programs, 2010 Fairfield Circuit (FD/FL). 6688 State Highway 269, Winnsboro 29180 (O) 803-635-4157 (R) 803-635-4157 (F) 803-635-4157

Roper, David Jeffery (Jeff) – FL, SP 1994, FL 2002, SC: 1994 Starr Charge, 2002 Zion, Anderson, 2009 Latimer Memorial. 523 Forest Lane, Belton 29627 (O) 864-221-5632 (R) 864-392-1250

Roper, Frances Lee – FL, FL 2008. SC: 2008 Chesnee. 302 N Carolina Avenue, Chesnee 29323 (O) 864-461-3352 (R) 864-461-7137

Roper, Paige Chisolm – PL, PL 2010, SC: 2010 Canaan-Sand Hill, Associate Minister of Congregational Care. 593 Highway 61, Ridgeville 29472 (O) 843-873-8596 (R) 843-851-7606

a **Ropp, John Wesley Jr.** – RE, OT 1957, FE 1959, R 1999, SC: 1957 Gilgal, 1958 Bethesda, 1960 Pacolet, 1964 Rock Hill-Aldersgate, 1968 McColl-Main Street, 1972 Williamston, 1979 Charleston-St. Mark, 1983 Columbia-Asbury Memorial, 1987 Central, 1991 Lexington, 1999 Retired. 464 Webber Road, Spartanburg 29307-3034 (O) 864-579-9980 (R) 864-579-9980

a **Rose, Arthur Jr** – OF, OF 2008. SC: 2008 New Beginning, Norway (1/2). 2030 Russell Street, Orangeburg 29115 (R) 803-533-1337

Ross, James Albert – PL, PL 1992, LP20 2008, PL July 2008, SC: 1992 Toby-Mt. Nebo, 2008 Not Appointed, July 2008 Mt. Pleasant, 2010 Wesley, Beaufort. 434 Sandhill Road, Dorchester 29437-2519 (R) 843-563-3481

a **Ross, Rosetta Everna** – FE, PM 1990, FE 1995 SC: 1990 In School, 1992 Sumter-Mt. Zion, 1993 In School, 1995 Faculty, ITC, 1998 Assistant Professor of Ethics, Gammon Theological Seminary, 08/1999 United Theological Seminary of the Twin Cities, 2004 Associate Professor Spelman College. 3715 Newhalem Street, SW, Atlanta GA 30331-2232 (O) 404-270-5527 (R) 404-344-2758 (F) 404-270-5523

Rouse, Michael Ellis – FE, PM 1986, FE 1988, SC: 1985 McBee, 1989 Lynnwood, 1992 Landrum, 1998 Mt. Holly, 2005 Main Street, Dillon. PO Box 229, Dillon 29536 (O) 843-774-8381 (R) 843-774-2130 (F) 843-774-6486

Rowell, Anthony Scott (Tony) – FE, SP 1993, PM 1997, FE 2000 SC: 1993 Clinton, 1997 Bethany-Zoar Charge, 2002 Epting Memorial, 2007 Windsor. 9500 Windsor Lake Blvd., Columbia 29223 (O) 803-788-1858 (R) 803-699-3017

Rowell, Eldridge Bates (Reggie) – FE, OT 1975, FE 1979, SC: 1975 In School, 1977 Spartanburg-Central Associate, 1978 In School, NY: 1979 Fairfield Grace Associate, 04/01/1980 Transfer to NY Conf., 1981 Transfer to SC Conf., SC: 1981 Jefferson Charge, 1982 LOA, 1984 Bennettsville-Christ, 1987 St. Andrew, 1993 Suspension, 1996 LOA, 1997 Lower Berkshire Valley, 1999 LOA, 2001 In School, 2002 Associate, Christ Church, Charleston, WV (West Virginia Annual Conference), 2005 Associate, Bethany, Summerville, 2006 Aldersgate, 2008 Chaplain, Medical University of South Carolina. PO Box 189, Cross 29436 (O) 843-753-3413 (R) 843-697-6967

a **Rowell, Mary Eskew** – RE, OT 1982, FE 1985, R 2001, SC: 1982 In School, 1983 In School, 1983 Chester Circuit, 1986 McCormick, 1991 Reidville Road, 1994 Disability Leave, 2001 Retired. 260 Amanda Ct, Moore 29369 (O) 864-595-4370 (R) 864-595-4370

a **Rucker, Bruce Evans** – PL, SY, PL 07/01/03, SC: 07/01/03 Calvary-Oak Grove. 363 Calvary Church Road, Swansea 29160 (O) 803-785-2449 (R) 803-568-2435 (F) 803-791-8577

a **Rucker, Matthew Duward** – RE, OT 1978, FE 1981, R 2010, SC: 1978 In School, 1979 Twitty-Hebron, 1983 North Easley, 1991 In School, 1992 Pelzer, 1993 Emma Gray Memorial, 1996 Bethel-Ebenezer, 1998 North-Limestone, 2004 Pond Branch, 2010 Retired. 257 Knight Lane , Gaston 29053 (R) 803-794-1934

a **Rumford, John Russell** – RL, PL 1996, R 2004, SC: 1996 Richburg-Mt. Prospect, 1997 Asbury Charge, 2002 Mt. Prospect, 2004 Retired, 2004 Mt. Prospect (RSY). PO Box 298, Fort Lawn 29714-0298 (R) 803-872-4609

a **Rush, James Paul (Jim)** – RE, OT 1960, FE 1965, R 2001 SC: 1958 OLP, NC: 1960, MS: 1962, CA Pac: 1963, SC: 1968 Trenton-McKendree, 1970 Aynor Circuit, 1975 Lancaster-Zion, 1978 Buffalo, 1983 Fort Mill-Pleasant Hill, 1989 Columbia-Bethel, 1994 Little River, 1999 St. John Lugoff, 2001 Retired, 01/01/2007 Cherokee Springs-Liberty (RSY). 709 Black Wolf Run, Spartanburg 29306 (O) 864-585-3568 (R) 864-585-3568

Rush, John Terrell – RE, OT 1961, FE 1965, R 2002, NC: 1961 PM, CA Pac: 1963, SC: 1966 Rocky Mount Charge, 1968 Columbia-St. John-Shady Grove, 1974 Monaghan-Poe, 1977 Loris-First, 1985 Batesburg, 1993 Memorial, 2002 Retired, 2002 Jackson Grove (RSY), 2004 Apalache-Jackson Grove (RSY), 2008 Jackson Grove (RSY). 246 Sheffield Road, Greer 29651-1027 (R) 864-877-6063

a **Ruth, Elmer DeVon** – RE, OT 1972, FE 1974, R 01/01/06, SC: 1972 In School, 1973 Pomaria-Mt. Pleasant, 1978 Johnsonville, 1982 Herbert Memorial, 1984 Philadelphia, 1988 LOA, 1993 Prosperity Charge, 1997 Zion, 1999 First Winnsboro, 2000 United Methodist Relief Center, 01/01/2006 Retired. 165 Mt. Willing Road, Saluda 29138 (R) 864-445-8420

Salley, Jeffrey (Jeffery) – FE, SP 2001, PE 2002, FE 2005, C: 2001 New Hope-St. Paul, 2010 Trinity, Bennettsville. 662 Wallace Road, Bennettsville 29512 (O) 843-479-8889 (R) 843-454-0894

Sanders, Davie Demetrius Jr. – PE, PL 2007, FL 2010, PE 2011, SC: 2007 Ebenezer-Rizer's Chapel, 2010 Harleyville Parish. 4651 Wire Road, Reevesville 29471 (R) 843-701-2660

Sayre, Bruce Arthur – FE, OT 1975, FE 1977, FL: 1975 In School, SC: 1976 Hartsville-Wesley Associate, 1977 Rock Hill-St. John's Associate, 1978 Lewis Memorial, 1982 Nichols, 1986 Fairview-St. Paul, 1990 Columbia-Grace, Good Shepherd, 1999 St. Mark's, Sumter, 2003 Macedonia, Mullins, 2007 Clinton, 2010 St. Paul-Tillman Charge. PO Box 550, Ridgeland 29936 (O) 843-726-3377 (R) 843-726-3385 (F) 843-726-3393

Scarborough, Kathryn W – PL, PL 2010, SC: 2010 Pelion Assistant. 278 Pen Branch Road, North 29112 (R) 803-247-5456

a **Scoggins, Eugene King** – RE, OT 1948, FE 1950, R 1985, SC: 1944 Liberty, 1947 No record of appointment, 1948 Columbia Circuit, 1951 Nichols, 1956 Crescent Beach, 1961 Emma Gray Memorial, 1967 Kingstree, 1971 Bishopville, 1977 Walterboro, 1981 Batesburg, 1985 Retired. 115 Harris Street, Bishopville 29010-1601 (R) 803-484-5910

a **Scott, Gareth Delwyn** – RE, OT 1973, FE 1976,R 2004SC: 1972 Bethesda-Beulah, 1974 Bethesda, 1979 Hemingway-First, 1981 Spartanburg-St. James, 1987 Union-Grace, 1990 Simpsonville, 1994 President, Greenwood Home, 1996 Greenwood-Main Street, 1998 Rock Hill D.S., 2000 Greenville D.S, 2004 Retired, 2004 St. Paul (RSY), 2007 No Appointment, 2009 Gilgal-Shiloh (RSY). 100 Fox Hollow Court, Simpsonville 29680 (O) 864-967-0837 (R) 864-967-0837

Scott, George William – FE, PL 1995, PM 1997, FE 2004, SC: 1995 Trinity-Gray Court, 2001 Mauldin Associate, 2010 Travelers Rest. 405 S Almond Drive, Simpsonville 29681 (O) 864-834-9862 (R) 864-967-4914 (F) 864-610-9473

Scott, Muriel Louise – PL, PL 2003, SC: 2003 Mount Pleasant, Ruffin, 2010 Toby-Mount Nebo Charge. 5124 Birdie Lane, Summerville 29485 (R) 843-821-4070

Scott, Otis Jr. – FE, OT 1979, FE 1983, SC: 1977 Anderson Circuit, 1979 In School, 1980 Easley Charge, 1983 Columbia-Wesley, 1994 Mt. Carmel, 2000 Camden First, 2008 Wesley, Johns Island, 2011 St. George Parish. PO Box 695, St. George 29477 (O) 843-563-2779 (R) 803-497-3936

a **Segars, Barbara Rogers** – PL, PL 2005, SC: 2005 Bethune. PO Box 7, Bethune 29009-0007 (R) 843-334-6501

a **Seignious, Richard Edward** – RE, OT 1952, FE 1956, R 1997, SC: 1952 In School, 1953 Folly Beach-St. Andrews, 1954 Ft. Lawn, 1959 Columbia-Epworth Memorial, 1960 Elloree, 1967 Spartanburg-St. Paul, 1972 Gaffney-Buford Street, 1977 Sumter-Aldersgate, 1983 Dillon-Main Street, 1989 Laurens-First, 1993 James Island-Bethany, 1997 Retired. 110 Summit Hills Road, Spartanburg 29307 (R) 843-

Sellers, John Allen – RA, AM 1983, R 2003, SC: 1974 Mars Bluff Charge, 1984 St. Paul-St. Michael Charge, 1998 Lynchburg Parish, 2003 Retired. 707 S Firetower Road, Florence 295064901 (R) 843-662-0065

Senn, Conrad Allen – RE, OT 1965, FE 1968, R 1994, SC: 1965 Bamberg-Main Street, 1966 Homeland Park-John Wesley, 1971 Newberry-Trinity, 1975 Galloway Memorial, 1979 Spartanburg-St. Luke, 1985 Union-Bethel, 1991 Trinity-Spartanburg Associate, 1994 Retired, 03/15/05 First Startex-Acadia (RSY), 07/07/06 Cherokee Springs-Liberty (RSY). 400 Webber Rd, Spartanburg 29307 (O) 864-579-3663 (R) 864-579-3663

Shannon, Tresco Edward – FE, PM 1991, SP 1989, FE 1993, SC: 1989 Johnsonville Circuit, 1994 Anderson-St. John's, 1996 LOA, 2003 Lake View-Union, 2007 Shady Grove, 2010 St. Paul, New Ellenton. 602 Main Street, SW, New Ellenton 29809 (O) 803-652-2570 (R) 803-652-1112

Shattuck, Leslie James (Les) Sr. – RL, PL 2004, FL 08/01/2007, R 2011, SC: 2004 Gilgal, 08/01/2007 Pelzer-Beulah (FL), 2011 Retired. 3311 Keys Street, Anderson 29624 (R) 864-296-1022

a **Shaver, Amie Pridgeon** – PL, PL 2011, SC: 2011 Fairmont. 4270 Clifton Glendale Road, Spartanburg 29307 (O) 864-590-7982 (R) 864-590-7982

Shaw, Bobby – FE, SP 1989, PM 1994, FE 1997 SC: 1989 Mars Bluff, 1991 Rowesville Parish, 1999 Dillon Parish, 2006 Oswego Circuit. 24 Ashley Street, Sumter 29150 (O) 803-469-8454 (R) 803-773-1566 (F) 803-773-1366

a **Shaw, Charles Stewart** – RE, OT 1978, FE 1982, R 2008, SC: 1978 In School, 1980 Iva-Bethel, 1983 Bailey Memorial-Sandy Springs, 1985 Liberty-Bethlehem, 1992 Mt. Zion, 1998 Landrum, 1999 Victor, 2003 Family Leave, 2008 Retired. 850 North Highway 25 Bypass, Greenville 29617 (O) 864-250-8620 (R) 864-834-7160

Shaw, Cindy Smith – PL, LP20 2009, PL 2010, SC: 2010 Bethel, St. Stephen. 1016 Victoria Road, Wando 29492 (O) 843-821-1418 (R) 843-216-0079

Shaw, Timothy Greg – PL, PL 2005, SC: 2005 Ebenezer-Smyrna, 2006 Asbury-St. James. 754 Rutledge Avenue, Charleston 29403 (O) 843-722-2826 (R) 843-571-0610 (F) 843-722-2827

Shepard, Frederick Johnson (Eric) – PE, FL 2008, PE 2010, SC: 2008 Ann Hope-Friendship, 2010 Osceola, 2011 Sharon-Smyrna, Abbeville. 246 Sharon Church Road, Abbeville 29620 (O) 864-446-2812 (R) 864-538-8272

Shepard, Marguerite Kempson (Kempie) – FE, SP 1989, PM 1990, FE 1992 SC: 1989 Wellford, 1993 Skylyn, 1997 Central, 2001 Duncan Memorial-St Mark, 2005 Grace, Williamston, 2011 Grace-Pelzer. PO Box 460, Williamston 29697 (O) 864-847-9006 (R) 864-847-4431 (F) 864-847-9016

a **Shifflett, Alvin Monroe (Al)** – OF, OF 2002, SC: 2003 Shiloh, Marion. 3913 W Hwy 76, Marion 29571 (O) 843-423-3882 (R) 843-423-4800

Shirley, Rebecca Joyner (Becky) – FE, FD 1999, FE 2008, SC: 1999 Trenholm Road UMC, 2006 Johnston-Harmony (FL), 2008 Johnston-Harmony, 2010 Platt Springs. 3215 Platt Springs Road, West Columbia 29170 (O) 803-794-3415 (R) 803-520-4085 (F) 803-794-7003

Short, Charlie Albert – FE, OT 1981, FE 1984, SC: 1979 Friendship-Rock Springs, 1983 Union-McBee, 1997 St. James. 101 Richards Street, Laurens 29360-2032 (O) 864 984-0155 (R) 864 681-3664

Shrawder, Kermit Ollie Jr. – RE, OT 1978, FE 1981 Cen PA: 1978 PM, R 2010, SC: 1985 Tranquill Center-Spring Branch, 1989 Mt. Pleasant, 1991 Springfield Charge, 1999 Director of Pastoral Services, The Methodist Oaks, 2010 Retired. PO Box 327, Orangeburg 29116 (O) 803-534-1212 (R) 803-535-3679 (F) 803-535-1540

Shugart, Steven Lynn – FE, OT 1977, FE 1984, SC: 1977 In School, 1978 Dickson Memorial, 1979 Discontinued, 1981 In School, 1982 Sandy Springs-Zion Charge, 1985 Disciples, 1990 Lancaster-St. Luke, 1993 Manning, 1999 National Guard Chaplaincy, 2000 Conway First, 2001 LOA, 01/25/02 Deputy State Chaplain, State Family Program, 2006 Reserve Component Full Time Support Chaplain, 2010 Senior Army Chaplain, SC National Guard. 16 Great Lawn Drive, Piedmont 29673 (R) 864-832-9021

Shuler, Robert Leonard – FE, PL 1985, PM 1994, FE 1998, SC: 1985 Red Root, 1989 Sikes Savannah. 1994 Tatum Charge, 1998 Rock Hill South Charge, 08/01/2002 Wesley, Pinopolis, 2006 Bethesda, Cades. PO Box 843, Kingstree 29556-0843 (O) 843-382-3208 (R) 843-382-5284 (F) 843-382-9635

Simmons, Angelin Jones – FE, OT 1975, FE 1977, SC: 1975 Johns Island Associate, 1982 Pinopolis Parish, 1989 Mt. Carmel, 1994 Orangeburg DS, 2002 Johns Island Parish. 2419 Bohicket Road, Johns Island 29455 (O) 843-559-0342 (R) 843-768-1080 (F) 843-559-9453

Simmons, Colin Elias – RE, OT 1967, FE 1971, R 2006, SC: 1967 In School, 1970 Brandon-Anderson Road, 1973 Honea Path-Trinity, 1975 Min. Ch. & Soc., 1976 Suber Marshall Memorial, 1980 Lexington-Mt. Horeb, 1989 Wesley Memorial, 1994 Pond Branch, 2000 Bethany, James Island, 2006 Retired. 208 Kalmia Drive, Columbia 29205 (R) 803-790-1062

a **Simoneaux, Steven Paul Jr.** – PE, PE 2011, 2011 Bethany, Summerville Associate. 118 West Third South Street, Summerville 29483 (O) 843-873-1230 (F) 843-873-1937

Sims, Thomas Ray – PL, PL 2005, SC: 2005 Bamberg Circuit. 1171 Nelson Street, Orangeburg 29115-3555 (O) 803-533-0177 (R) 803-533-0727

Singleton, James Ronald (Ron) – FE, PM 1991, FE 1993, SC: 1991 North Easley Charge, 1993 Clemson-Wesley Foundation, 2001 Inman, 2004 Limestone Street, 07/01/05 Limestone Street (3/4) and Limestone College (1/4), 01/01/2007 Limestone Street (1/2) and Limestone College (1/4). Box 455, Gaffney 29342 (O) 864-489-8540 (R) 864-489-5485

Sistare, James Bart III – FE, OT 1979, FE 1983, SC: 1978 St. Matthew Circuit, 1979 In School, 1981 Irmo-Union Associate, 1983 Ann Hope, 1985 Heath Springs, 1987 Jonesville-New Hope, 1991 Bethlehem-Prospect, 1996 Inman, 2001 Lake City, 2005 Bethel, Columbia, 2009 First, Winnsboro. 109 West College Street, Winnsboro 29180 (O) 803-635-4087 (R) 803-815-0414 (F) 803-635-4496

Sistrunk, Annie Hair – FE, PE 2009, FE 2011, SC: 2009 Rowesville Parish. 46 Mary Joye Lane, Orangeburg 29118 (R) 803-655-7229

a **Skinner, Talmage Boyd Jr.** – RE, OT 1956, FE 1960, R 2003, SC: 1956 Antioch-St. Paul, 1960 Holston: 1962, SC: 1963 Bethesda-Beulah, Holston: 1964, SC: 1968 Chaplain Spartanburg Methodist College, 1978 Piedmont, 1979 Bethel-Union, 1982 Ninety Six-St. Paul, 1986 Chaplain Wofford College, 2003 Retired. 8908-104 Langwood Drive, Raleigh NC 27613 (R) 919-706-5014

Sloan, Candice Yeary – FE, OE, 2002 Transferred from Texas Conference, SC: 1989 Bethlehem, 1995 Bethlehem-Panola, 1998 Panola, 2000 Lupo Memorial-Panola, 2002 Chaplain, Spartanburg Methodist College. 1000 Powell Mill Road SMC, Spartanburg 29301-5899 (O) 864-587-4282 (R) 864-587-5903 (F) 864-587-4355

a **Smiley, John Carlisle Jr.** – RL, PL 2002, BQ20 2004, R 2005, SC: 2002 Greeleyville-Lane, 2004 Not Appointed, 2005 Retired. 3064 Santee Road, Andrews 295106909 (R) 843-387-6915

Smith, Calvin Lee – FE, SP 1994, PM 1996, FE 2000, SC: 1994 St. Luke, 1997 Bethel-St. Luke, 2001 South Greenville, 2007 Pendleton Charge. 26 Weehawken Circle, Taylors 29687-2049 (O) 864-646-8892 (R) 864-268-6772

Smith, David Burton – FE, W NC 1991: NC 1995, SC 1999, SC: 1998 Associate, Silver Hill, 2000 Duncan-Roebuck, 2002 Associate, Bethel, Spartanburg. 245 S Church Street, Spartanburg 29306-3495 (O) 864-585-4801 (R) 864-877-5692 (F) 864-585-4961

Smith, David Stamon – FE, SP 1989, PM 1993, FE 1997 SC: 1989 Smyrna, 1993 Ebenezer-Smyrna, 1995 Epworth, 2007 North Charleston, 2011 Family Leave; 172 Highwoods Plantation Avenue, Summerville 29485 (R) 843-771-0100

a **Smith, Dwight Moody Jr.** – RE, OT 1955, FE 1958, R 2001 SC: 1955 In School, 1960 Prof. OH Theological Seminary, 1965 Professor, Duke Divinity School, 2001 Retired. 2728 Spencer Street, Durham NC 27705-5721 (O) 919-489-9574 (R) 919-489-9574

a **Smith, Franklin Oscar Jr.** – RE, OT 1955, FE 1961, R 1994, SC: 1955 In School, 1959 West Kershaw, 1962 Twitty Chapel, 1964 Bethune, 1968 Shandon Associate, 1971 Lancaster-Hopewell, 1975 Director CCOM, 1979 Charleston-Grace, 1985 Walterboro, 1987 Columbia DS, 1992 Rock Hill-St. John's, 1994 Retired. 3800 Shamrock Drive, Charlotte NC 28215 (R) 704-532-5494

Smith, James Michael (Mike) – FE, PM 1994, FE 1997, SC: 1994 Greenwood-Main Street, 1996 St. John-Scranton, 1998 Bennettsville-Christ, 1999 Branchville-Pleasant, 2004 St. Luke, Lancaster, 2007 St. Andrews, Orangeburg. 1980 Columbia Road, Orangeburg 29115 (O) 803-534-6636 (R) 803-937-6172 (F) 803-536-2888

Smith, James Phillip – FE, PL, PM 1998, FE 2000 SC: 1995 Bishopville Circuit, 1999 East Camden Charge, 2008 Pineville-St. Stephen. 2609A Kirkland Cemetery Road, Camden 29020-9194 (R) 803-432-8444 (F) 803-423-8117

Smith, Jonathan Edward – FE, OT 1971, FE 1974, SC: 1971 In School, 1972 Chester Circuit, 1975 In School, 1980 Prof Akron University, 1982 Bethel Valley, 1986 Director Portage County Pastoral Counseling Service. 600 S Water Street, Kent OH 44240-3550 (O) 330-673-5445 (R) 330-656-4064

Smith, Julius Wayne Jr. – FE, SY, FL 2002, PE 2004, FE 2007, SC: 1998 Bethlehem-Gassaway, 2002 Indian Field, 2005 Church of the Palms, 2010 Brookland. 541 Meeting Street, West Columbia 29169 (O) 803-791-1450 (R) 803-796-1478 (F) 803-791-9052

a **Smith, Larry Glenn** – PL, PL 2001, SC: 2001 Christ, Greenville. 4624 Dacusville Hwy, Marietta 29661-9010 (O) 864-295-1070 (R) 864-859-8981 (F) 864-859-8081

Smith, Ray King – FE, OT 1973, FE 1976, SC: 1973 In School, 1974 Jefferson Charge, 1978 Sharon-Shiloh, 1981 Landrum, 1987 New Ellenton, 1993 Lancaster-St. Luke, 1998 St. Paul, Orangeburg, 2003 Socastee. 5575 Dick Pond Road, Myrtle Beach 29588 (O) 843-650-3373 (R) 843-215-7687 (F) 843-215-1974

Smith, Richard Moses – FE, SP 11/15/2002, PE 2003, FE 2006, SC: 11/15/2002 Calhoun Falls, 2006 Hardeeville Charge. PO Box 1110, Hardeeville 29927 (R) 843-784-3677

Smith, Stuart Randolph (Randy) – FE, PM 1985, FE 1989, SC: 1984 Mauldin Associate, 1986 Rock Hill-Aldersgate, 1992 Boiling Springs, 1997 Trinity-Columbia, 2001 Philadelphia, 2006 Little River. PO Box 160, Little River 29566 (O) 843-249-2329 (R) 843-249-7858 (F) 843-249-3005

Smith, Theron Walker Jr. – FE, OT 1984, FE 1986, SC: 1984 In School, 1985 Rehoboth-Bethel, 1989 Pisgah, 1993 Buford Street, 1997 St Andrews-Orangeburg, 2001 Moncks Corner, 2009 Bethel, Walterboro. PO Box 407, Walterboro 29488 (O) 843-549-2627 (R) 843-538-3328 (F) 843-549-1214

Smith, Thomas Raymond – PL, SY, PL 2011,SC: 2010 Allendale (SY), 2011 Allendale (PL). 399 Thorn Circle, Estill 29918 (R) 803-943-6623

Smith, Thomas Wesley – FE, SP 2001, PE 2004, FE 2007, SC: 2001 Lowndesville, 2004 Associate, Lyttleton Street, 2008 New Beginnings, Spartanburg. 210 Rainbow Lake Road, Boiling Springs 29316 (O) 864-599-1303 (R) 864-599-6688 (F) 864-599-7776

a **Smith, Woodrow Marshall** – RE, OT 1960, FE 1964, R 2001, SC: 1956 Ashland-Hebron, 1960 Rembert, 1961 North Charleston Associate, 1962 Dials-Shiloh, 1965 Adnah-Antioch, 1966 Lockhart, 1967 Elloree, 1970 Georgetown-Wayne, 1973 Duncan, 1977 Emma Gray Memorial, 1979 Mt. Holly, 1982 Andrews, 1983 Bethesda, 1987 Columbia-Bethel, 1989 Midland Park, 1993 Wesley Chapel, 1996 Francis Asbury, 1997 St. Paul, 2001 Retired, 2005 Few's Chapel (RSY). 307 St. Croix Court, Greer 29651 (R) 864-801-0569

Smoak, Scott Walter – PE, PL 2008, PE 2011, SC: 2008 Mount Dearborn-Heath Chapel, 2011 Wagener-Swansea. 129 Garvin Drive, Wagener 29164 (O) 803-564-5561 (R) 803-568-5997

Smyth, Daniel Ray – FL, PL 2007, SC: 2007 Epworth-Springdale, 2010 Cambridge. 145 Highland Drive, Greenwood 29649 (O) 864-543-4130 (R) 864-980-1957

Snelgrove, Chris Byron – FL, SP, FL 2004, SC: 1993 Chester Circuit, 2007 Walnut Grove. 1335 Walnut Grove Road, Roebuck 29376 (O) 864-576-2204 (R) 864-595-8880 (F) 864-576-2959

Snow, Murray Arthur – PE, SP 2002, PL 2003, PE 2010, SC: 2002 Slater, 2010 St. Paul, Greenville. 531 Orr Road, Easley 29642 (O) 864-235-3494 (R) 864-414-8864

Snowden, Mary Ann (Mary Ann) – PL, SP 2002, PL 2003, SC: 2002 Slater, 2009 Jehovah, St. Stephen. 145 Gardner Loop, Kingstree 29556-7532 (O) 843-382-2812 (R) 843-382-9266 (F) 843-382-9677

Snowden, Rufus Lenoah – AM, PL 1983, SC: 1983 Kingstree Circuit, 1984 East Camden Charge, 1989 St. Matthews, 1995 Jerusalem-St. Luke, 2000 New Church, Manning, 2003 Lynchburg Parish. 145 Gardner Loop, Kingstree 29556 (O) 843-382-2812 (R) 843-382-9266 (F) 843-382-9677

Songer Belman, Julie Dawn – PE, FL 2009, PE 2010, SC: 2009 Shandon Associate. 3407 Devine Street, Columbia 29205 (O) 803-256-8383 (R) 803-733-5857 (F) 803-256-0433

Soucy, Timothy Eugene (Tim) – PL, PL 2009, SC: 2009 Smoaks Circuit, 2010 Walterboro Charge. 1184 Long Road, Ridgeland 29936 (O) 843-726-4062 (R) 843-726-4062

a **Spears, Robert Wright** – RE, OT 1935, FE 1937, R 1977, SC: 1935 Ruby, 1938 Asst. Sec. Board Educ., 1940 Bamberg-Trinity, 1941 Manning, 1942 Charleston-Trinity, 1946 Florence-Central, 1951 Columbia College, 1977 Retired. 187 Tri Vista Dr. Apt. 4, Lake Junaluska NC 28745-9791 (R) 828-452-4876

Sprayberry, Rance Pelham – RL, FL 2002, R 2003, SC: 2002 Sharon, Greer, 2003 Retired, 2008 St. Mark, Greenville (RSY). 306 North Franklin Road, Greenville 29609 (O) 864-233-1437 (R) 864-329-0480

a **Spurrier, Ryan Greasor** – PE, PE 2011, 2011 Grace, North Augusta, Associate. 926 Campbellton Drive, North Augusta 29841 (O) 919-282-6988 (R) 803-781-2340

Stafford, Geneva Geraldine – FE, PL 07/01/01, PE 2004, FE 2007, SC: 07/01/01 Associate, St. Thomas Charge, 2004 Jeremiah-Mount Seal. PO Box 268, Huger 29450-0268 (R) 843-336-3147 (F) 843-336-3968

Stafford, Virginia Brown – PL, PL 07/01/01, SC: 07/01/01 Associate, St. Thomas Charge, 2004 Associate, Enoch Chapel-Grove Hall. PO Box 156, Huger 29450-0156 (R) 843-336-4922

a **Stanton, Talmadge Sr.** – RE, OT 1976, FE 1979, R 2007, SC: 1970 Anderson Circuit, 1976 In School, 1977 Clover Charge, 1984 Sea Island Parish, 1990 Johns Island Parish, 2002 Incapacity Leave, 2007 Retired. 3602 Morse Avenue, Johns Island 294557822 (R) 843-766-2863

a **Stapleton, John Mason Jr.** – RE, OT 1954, FE 1956, R 1998, SC: 1954 In School, 1956 Kelton, 1958 In School, 1961 Inst. Boston University School of Theology, 1963 Travelers Rest, 1967 Ben Avon, 1968 Ft Mill-St. John, 1969 Easley-First, 1973 Mauldin, 1976 Professor, Candler School of Theology, 1985 North Myrtle Beach-Trinity, 1992 Washington Street, 1996 Clinton-Broad Street, 1998 Retired, 11/23/01 Trinity, North Myrtle Beach (RSY). 531 York Street, SE, Aiken 29801 (R) 803-642-1999

Starr, Karen Elizabeth – FE, OT 1981, FE 1984, SC: 1981 In School, 1982 Folly Beach, 1983 Toxaway, 1987 Salem, 1989 In School, 1990 Asbury Charge, 1995 Ben Avon, 1999 Belvedere, 2002 Tabernacle-Dawsey, 2005 Providence. 4833 Old State Road, Holly Hill 29059 (O) 803-496-9564 (R) 803-496-3758

a **Steele, Thomas Fant Jr.** – RE, OT 1952, FE 1983, R 1991, NC: 1952 PM, SC: 1969 Rocky Mount, 1970 Withdrawn, 1982 Catawba, 1983 Catawba-Van Wyck, 1985 Dials-Shiloh Charge, 1991 Retired. 1999 (RSY) Armenia. 2040 Somerdale, Rock Hill 29706-6815 (R) 803-328-1298

a **Steil, Warren Edwin** – RE, OT 1971, FE 1974, R 1984, SC: 1971 In School, 1973 Shandon-Associate, 1975 No record of appointment, 1976 Coord. Council on Alcohol, 1978 Comm. on Alcohol & Drug Abuse, N GA: 1982, SC: 1984 Retired. 125 Summit Court, Fayetteville GA 30214-3758

Stephens, Faye Jones – FE, PE 2006, FE 2009, SC: 2006 South Anderson Charge, 2009 Mount Horeb, Lexington, Associate. PO Box 131, Lexington 29071 (O) 803-359-3495 (R) 803-996-9215 (F) 803-359-2029

a **Stephens, Herbert Jr.** – RE, AM 1969, FE 1980, R 1993, SC: 1967 Whitney, 1973 Buffalo, 1978 Montgomery Memorial, 1986 Greer-Sharon, 1993 Retired. PO Box 888, Prosperity 29127-0888 (O) 803-364-4131 (R) (803) 364-4131

Stevenson, Scott Alexander – FE, PM 1988, FE 1992, SC: 1988 In School, 1990 Sharon-Shiloh, 1994 Latimer Memorial, 2000 Grace, Columbia, 2011 Central, Spartanburg. 233 North Church St, Spartanburg 29306 (O) 864-582-7263 (R) 864-585-3196 (F) 864-582-6944

Stevens-Poirel, Sandra – FE, SP 1997, PE 1999, FE 2002, SC: 1997 Main Street, Associate, 1999 Belin Memorial, Associate, 2005 Trinity, Anderson, 2010 Trinity, Conway. 198 Long Ave, Conway 29526 (O) 843-248-2194 (R) 843-248-2343 (F) 843-248-4445

Stewart, Billy Keith – FL, FL 2008, SC: 2008 St. John's, Aiken Associate. PO Box 809, Aiken 29802 (O) 803-648-1595 (R) 803-439-2543

Stillwell, Robert Earl (Bob) – RE, OT 1970, FE 1972, R 2010, SC: 1970 In School, 1971 Lewis Memorial, 1975 Greenwood-Tranquil, 1979 Disciples, 1985 Darlington-Trinity, 1993 Seneca-St. Mark, 1997 Buncombe Street, 2001 Trinity, Sumter, 2003 Superintendent, Anderson District, 2010 Retired. 706 West Quincy Road, Seneca 29678 (R) 864-873-9164

Stiltz, Edward James – RE, FE 1981, R 1997, SC: 1969 Goose Creek-Smyrna, 1973 Bethel-Duncan Chapel, 1977 Hendersonville, 1980 Fairfax, 1981 Lebanon Charge, 1986 Cameron, 1990 Galloway Memorial-Ebenezer, 1992 Norway, 1997 Retired, 1997 Olar Charge, (RSY). 4815 Norway Road, Norway 29113-9222 (R) 803-263-4710

a **Stockman, Roy McMillian** – RE, OT 1957, FE 1959, R 1989, SC: 1952 Greenwood Circuit, 1957 Galloway Memorial, 1962 Laurens-St. James, 1967 Mauldin, 1973 Walterboro, 1979 Charleston DS, 1985 Anderson-St. John's, 1989 Retired. 107 Fox Chase Drive, Goose Creek 29445-5403 (R) 843-553-3510

a **Stoehr, LornaLee Curtis** – RE, R 2010, SC: 1990 Woods Chapel, 1991 Triune, Transfer SC 1994, 1997 LOA, 2010 Retired. 12651 Seminole Blvd., Lot L-3, Largo FL 33778 (O) 731-641-4597 (R) 727-581-6285

Stokes, Nelson Lawton – FE, PM 1985, FE 1988, SC: 1978 Green Pond-Hopewell, 1983 Mt. View, 1986 Immanuel-Loree, 1989 Cherokee Springs-Liberty, 1994 Ninety Six-St. Paul, 1999 Brookland, 2004 Bethel, Walterboro, 2007 Simpsonville. PO Box 1357, Simpsonville 29681 (O) 864-967-3071 (R) 864-963-5333 (F) 864-963-8722

Stonestreet, Millard Cooper – RE, OT 1968, FE 1971, R 2007, SC: 1968 In School, 1970 St. Matthews Circuit, 1975 Bethel Park, 1979 St. Andrews-By-The-Sea, 1985 Charleston-Grace, 1991 Woodland, 1995 Hibben, 1997 Union, Irmo, 2003 Simpsonville, 2007 Retired, 2007 Holly Hill (RSY). PO Box 398, Holly Hill 29059 (O) 803-496-3819 (R) 803-496-3720

Stout, Phillip Eugene – RE, SP 1993, PM 1996, FE 1999, R 2010, SC: 1993 Chiquola-Donalds, 1997 Shiloh, 1999 West Anderson, 2007 Church of the Covenant, 2010 Retired, 11/01/2010 Chiquola-Donalds (RSY). Post Office Box 902, Anderson 29622 (R) 864-222-8494

Strait, George Elliott – RE, OT 1956, FE 1958, R 2000, SC: 1956 Edisto Charge, 1960 Prosperity, 1965 Johnston-Harmony, 1970 Lake City, 1975 Greer-Memorial, 1985 Easley-First, 1994 Greenville D.S. 2000 Retired. 118 Churchill Avenue, Greer 29651-1453 (R) 864-877-4294

Strong, Kim Mallory – FE, OT 1982, FE 1985, SC: 1979 Slater-Renfrew, 1982 Bethel-Ebenezer, 1984 Starr Charge, 1987 Brown Swamp, 1991 Hodges, 1993 Greenville-St. Paul, 1997 Salem, 2000 Bowman, 2001 Knightsville, 2006 Bethany, James Island, 2011 Mount Holly. 1996 Mt. Holly Road, Rock Hill 29730 (O) 803-327-5779 (R) 803-328-1242 (F) 803-327-5731

a **Strother, Robert Garfield (Bob)** – RE, OT 1951, FE 1954, R 1990, SC: 1951 Cottageville, 1951 In School, 1952 Panola-Bethehem, 1955 Drayton, 1959 Union-Green Street, 1963 Cowpens, 1968 Inman, 1971 Emma Gray, 1977 Duncan, 1981 Pendleton, 1985 Rock Hill-Epworth, 1990 Retired. 4744 Worden Drive, Spartanburg 29301-3435 (O) 864-574-2834 (R) 864-574-2834

Stullenbarger, Harry Robert – RE, OT 1960, FE 1963, R 2001 SC: 1960 In School, 1962 Columbia-Main St. Associate, 1964 Laurel Bay, 1965 Summerville Circuit, 1968 Cameron, 1970 New Zion, 1973 Herbert Memorial, 1978 Pamplico, 1982 Fair Lawn, 1989 Bethany, 1993 Moncks Corner, 1997 St. James-Spartanburg, 2001 Retired, 01/01/05 Greeleyville -Lane (RSY). 119 Laurel Oak Road, Pawleys Island 29585-7227 (R) 843-237-8826

a **Stutler, Kurt LaVon –** OF, OF 1997, SC: 1994 Toxaway (1/2), 2011 Anderson Cooperative Parish (1/2), 2011 North Anderson Charge (1/2). 307 Cumberland Way, Anderson 29621-4409 (O) 864-965-0509 (R) 864-226-6239

a **Sullivan, Patricia Ann** – RD, R 2006, SC: 1998 Minister of Education, St. Matthew, Greenville, 03/18/2003 Family Leave, 2006 Retired. 1303 Wenwood Court, Greenville 29607 (R) 864-627-5330

a **Summers, Thomas Abram** – RE, OT 1957, FE 1962, R 1999, SC: 1957 In School, 1959 United States Army, 1960 Trio, 1961 CPE Program, SC State Hospital, 1962 Chaplain, Georgia State Hospital, 1965 Chaplain, SC State Hospital, 1966 Chief Chaplain, William S. Hall Psychiatric Institute, 1983 Director, Academy for Pastoral Education, 1999 Retired. 3017 Kilkee Circle, Columbia 29223-2014 (O) 803-734-6897 (R) 803-788-1528

a **Summers, Thomas Shadrach Jr.** – RA, OD, AM 1991, R 2006, SC: 1985 Main Street-Pleasant Hill, 1991 Williston-Blackville, 2006 Retired, 2006 Williston Associate (RSY). 5387 Springfield Road, Williston 29853 (O) 803-266-3115 (R) 803-266-5533

Summey, Charles Ernest (Charlie) Jr. – FE, SP 2002, PE 2006, FE 2009, SC: 2002 Harmony, Ware Shoals, 2004 Pelzer-Beulah, 08/01/2007 Covenant Associate, 2009 Trinity, Greenville. 301 Waccamaw Avenue, Greenville 29605 (O) 864-233-8114 (R) 864-233-4847

Summey, Gayle Minor – FE, PL 1999, FL 2002, PE 2005, FE 2008, SC: 1999 Ware Shoals, 2001 Ware Shoals-King's Chapel, 2004 Cambridge, 2008 Belair. 8095 Shelley-Mullis Road, Indian Land 29707 (O) 803-547-6657 (R) 803-548-3673

Sumter, Wendell Wilkie – RL, FL 1983, R 2011, SC: 1983 Ruffin Parish, 1994 Cross Charge, 2011 Retired. 501 Parkwood Drive, Summerville 29483-3621 (R) 843-873-7753

Surrett, David Cofield – FE, PM 1982, FE 1985, SC: 1983 McClellanville Charge, 1985 St. Paul Waccamaw, 1988 Norway, 1992 Harris, 1996 Lee Road, 2001 Wesley, Hartsville, 2006 First, Isle of Palms. PO Box 807, Isle of Palms 29451-2302 (O) 843-886-6610 (R) 843-886-6602 (F) 843-886-3760

Sutton, Emily Scales – PE, PE 2010, SC: 2010 West Columbia Hispanic Ministry. 520 Laurel Hill Lane, Columbia 29201 (R) 803-445-9103

Sweat, Keith Donald – PL, PL 1996, SP, SC: 1993 Trenton-McKendree, 1996 Pomaria Charge, 2000 Kelton Charge, 2008 Rehoboth, Greenwood. 1808 Callison Hwy., Greenwood 29646 (O) 864-227-8640 (R) 864-227-8965

a **Swett, Norris McDonald (Don)** – RL, FL, R 2000 SC: 1995 Bucksville Circuit, 1998 Bethel-Oak Grove-Sampit, 2000 Retired. 313 Hermitage Lane, North Augusta 29860 (R) 803-624-0195

a **Swofford, Cynthia Louise (Cindy)** – FE, OT 1984, FE 1986, SC: 1984 Faith-Concord Charge, 1988 Spartanburg-St. Paul Associate, 1991 Goose Creek-St. James, 2004 Church of the Covenant, 2007 Lee Road, 06/01/2008 Incapacity Leave. 101 Ramblewood Lane, Greenville 29615 (O) 864-921-6379 (R) 864-921-6379

a **Tanner, Robert William** – RE, OT 1960, FE 1965, R 1998, SC: 1960 Lodge, 1962 Chester Circuit, 1966 New Zion, 1970 Greer-Faith, 1972 Aiken-St. John's Associate, 1976 Bluffton, 1977 Charleston-Epworth, 1980 Ninety Six-Cambridge, 1984 Pacolet-White Stone, 1986 Owings-Bramlett, 1990 Startex, 1993 Pinopolis, 1998 Retired. PO Box 9005, Orangeburg 29116 (R) 843-899-5797

Tanner, William Henderson Jr. – FL, FL 1999, PL 2007, FL 2009, SC: 1999 New Hope, 2007 Ebenezer (Ebenezer-Smyrna Charge), 2009 Ebenezer-Hood's Chapel. 874 Duvall Street, Charleston 29412 (R) 843-270-0766

Tart, Walter – RL, PL 1991, R 2008, SC: 1991 Asbury-Clio, 2004 Latta Charge, 2008 Retired. 5408 N Highway 501, Marion 29571-6095 (O) 843-423-5383 (R) 843-423-5383

Taylor, Bobbie Opal – FD, PD 2003, FD 2006, SC: 2003 Minister of Christian Education, McCormick (1/2). 8 Overlook Point, McCormick 29835 (O) 864-852-2394 (R) 864-391-4400

a **Taylor, Cynthia Cooke** – FE, SP 11/15/2002, PE 2003, FE 2006, SC: 11/15/2002 Fairview-St. Paul, 2003 Timmonsville-Salem, 2008 Bethel, Oswego, 2010 Central, Florence. PO Box 87, Florence 29503-0087 (O) 843-662-3218 (R) 843-662-8150 (F) 843-662-6120

Taylor, David Carroll – FE, PM 1992, FE 1995 SC: 1992 Marshall Memorial, 1993 St. Luke-Zion, 1996 Rock Hill-Friendship, 2003 Main Street, Dillon, 2005 Travelers Rest, 2007 Trinity, Fountain Inn. 403 S. Weston Street, Fountain Inn 29644 (O) 864-862-4561 (R) 864-399-9985 (F) 864-610-9473

a **Taylor, Deborah Ward** – FL, SP 2001, FL 2005, SC: 2001 Pageland, 2004 Center-Tranquil, 2005 Mt. Pleasant, Pomaria, 2007 New Market-Tabernacle, 01/01/2009 Incapacity Leave. PO Box 7502, Florence 29502

Taylor, James Russell (Rusty) – OE, OE 2005, SC: 2005 Director of Congregational Development. 4908 Colonial Drive, Columbia 29203 (O) 803-786-9486

Taylor, Keith Robert – PE, FL 2008, PE 2009, SC: 2008 North Greenville. 404 McAlhaney Road, Travelers Rest 29690 (O) 864-834-5972 (R) 864-553-6192

Taylor, Kelli Waters – FE, PM 1991, FE 1994, SC: 1991 Joanna-Epworth, 1997 Chaplain, Spartanburg Methodist College, 1999 Church of the Good Shepherd, 2000 Chaplain, Spartanburg Methodist College, 2002 Associate, Union, Irmo, 2003 Trinity, Greenville, 2007 Chester Circuit, 06/18/07 Director of Communications, GBCS, 12/01/07 Family Leave, 2008 Cherokee Place, 2010 Boone Hill. 801 Boone Hill Road, Summerville 29483 (O) 843-873-7461 (R) 843-267-4920 (F) 843-871-1053

Taylor, Mae Francis – FE, PL 2004, PE 2005, FE 2008, SC: 2004 Associate, Centenary, Charleston, 2005 Associate, St. Thomas Charge, 2006 Joshua. 3097 Old Highway 52, Moncks Corner 29461 (O) 843-761-3034 (R) 843-724-9884 (F) 843-761-4692

Taylor, Marvin – FE, PM 1996, FE 1999, SC: 1996 In School, 1996 Laurens Charge, 1997 St. Thomas, 12/01/2009 Incapacity Leave. 1318 Starling Road, Hanahan 29410 (R) 843-724-9884

Taylor, Randy Mark – FE, PM 1973, FE 1976, N GA: SP 1972, SC: 1973 In School, 1975 Orangeburg-St. Paul Associate, 1977 St. Matthews Circuit, 1980 Honea Path, 1984 LOA, 1989 Honorable Location, 1996 (LP) Pelion, 1998 Readmitted, 1999 St. Paul, New Ellenton, 2005 Main Street, Abbeville. PO Box 656, Abbeville 29620 (O) 864-366-2367 (R) 864-366-2966 (F) 864-366-2328

Taylor, Stephen Phillip – FE, OT 1981, FE 1984, SC: 1978 Belton-Beulah, 1981 In School, 1982 Brown Swamp, 1987 Augusta Road, 1992 Covenant, 2003 Trinity, Sumter, 2010 Central, Florence. PO Box 87, Florence 29503-0087 (O) 843-662-3218 (R) 843-662-8150 (F) 843-662-6120

e **Teagan, Deborah Luther** – FE, PM 1989, FE 1993, SC: 1989 In School, 1991 Summerville-Bethany Associate, 1996 LOA, 1996 Southern Illinois, 08/01/1999 North Dakota Annual Conference, 2001 LOA, 06/13/2007 Altus First, Oklahoma Annual Conference, 2010 Leave of Absence. 5300 Jesmond Street, Alexandria VA 22315 (R) 580-480-0497

a **Teague, Charles Porter** – RE, PM W. NC 1969, PM In School, 1972 Avery's Creek, 1976 FE, R 2009, High College, 1988 Brevard College, 1996 President, Spartanburg Methodist College. 1998 SC: 1998 Transfered, 2009 Retired. 701 Mosswood Lane, Spartanburg 29301 (O) 864-587-6137 (R) 864-587-6137

Teague, Willie Senn – FE, PM 1967, FE 1970, NC, SC: 1964-66 SP, 1988 Editor, S.C. Methodist Advocate, 1989 Transferred to SC, 1995 Central, Spartanburg, 2001 St. Andrew By-The-Sea, 2004 Director of Connectional Ministries. 4908 Colonial Drive, Columbia 29203 (O) 803-786-9486 (R) 803-767-5135 (F) 803-691-0220

Teasley, Mary Victoria – FE, OT 1977, FE 1980, SC: 1977 In School, 1979 Cayce Associate, 1980 Trenton-McKendree, 1982 Main Street Associate, 1986 Greenville-Aldersgate Associate, 1989 Emma Gray Memorial, 1993 Lewis Memorial, 1996 Harris, 1998 Platt Springs, 2006 Greenwood District Superintendent. PO Box 49968, Greenwood 29649 (O) 864-223-2650 (F) 864-223-4099

Temple, Jerry Eugene – FE, OT 1977, FE 1980, SC: 1977 In School, 1979 West Kershaw, 1984 Mt. Olivet-Pleasant Grove, 1985 Mill Creek-McLeod, 1991 Beulah, 1996 Mauldin, 2007 Buncombe Street. PO Box 1988, Greenville 29602-1988 (O) 864-232-7341 (R) 864-236-1254 (F) 864-242-4478

a **Templeton, David Theodore** – RE, OT 1964, FE 1966, R 1998, RSY 2001, SC: 1956 Clearwater-Carolina Heights, 1959 Newberry Circuit, 1964 Westminster Charge, 1966 Abbeville-Grace, 1970 Asbury Charge, 1974 Laurens-Central, 1975 Pelzer, 1979 Galloway Memorial, 1982 Berkeley Circuit, 1985 Williston, 1987 Heath Springs Charge, 1988 New Market, 1994 Lowell Street, 1998 Retired, 2001 Ebenezer (RSY), 2003 Belvedere (RSY), 2007 Soule Chapel (RSY). 1203 Epworth Camp Road, E, Ninety Six 29666-9599 (R) 864-998-5152

Thackston, Thomas Reginald (Regi) – RE, OT 1959, FE 1961, R 1997, SC: 1956 Norway Charge, N GA: 1958, SC: 1959 In School, 1961 Hemingway-First, 1965 Conway-Trinity, 1970 Columbia-Asbury Memorial, 1976 Marion-First, 1981 Charleston-John Wesley, 1991 Trenholm Road, 1997 Retired. 20 Sand Iron Court, Sumter 29154-6120 (R) 803-773-3409

Thomas, Alexander – PL, PL 2002. SC: 2002 Claflin, 2010 Branch Hill-Martha's Chapel. 510 Dove Court, North Augusta 29841 (R) 803-278-2365

Thomas, Brenda Joyce – PL, LP20 2009, PL 2011, SC: 2011 Mount Beulah-New Hope. PO Box 1801, Sumter 29151-1801 (R) 803-491-6730

Thomas, Charlie – FL, PL 1999, FL 2009, SC: 1999 Bishopville Circuit, 2009 Brookgreen. PO Box 2087, Murrells Inlet 29576 (O) 843-651-2458 (R) 843-651-2458 (F) 843-651-8758

Thomas, Eddie Coker Jr. – AM, AM 1984, R 2010, SC: 1974 Chesterfield Parish, 1975 Wateree Charge, 1976 Bishopville Circuit, 1983 Anderson Circuit, 1987 Rowesville Parish, 1991 Brookgreen, 1995 Bennettsville Circuit I, 2000 St. Stephen Parish, 2002 Oswego Circuit, 2006 Kingstree East, 2008 Mars Bluff, 2010 Retired. 18 Boone Lane, Bishopville, 29010-7020 (R) 803-428-4448

Thomas, George Theodore Jr. – FL, FL 2005, SC: 2005 Aldersgate, Greenwood. 103 Northside Drive, West, Greenwood 29649 (O) 864-223-4954 (R) 684-861-3471

Thomas, James Herbert (Herb) – RE, OT 1952, FE 1955, R 1993, SC: 1951 Olar, 1955 Warrenville, 1960 Joanna, 1964 Greenville-Bethel, 1971 Epting Memorial, 1977 Florence-Central Associate, 1982 Hickory Grove, 1983 Mathews, 1986 Pond Branch-Shiloh, 1989 Zion-Zoar, 1993 Retired. 4379 Lodge Highway, Smoaks 29481-5521 (R) 803-562-2024

Thomas, John Pinckney (J.P.) – RL, PL 1984, FL 1997, R 2009, SC: 1984 Darlington-Shiloh, 1999 Jeremiah-Mt. Seal, 2004 Harleyville Parish, 2009 Retired. 648 Eastland Avenue, Kingstree 29556 (R) 843-354-7165

Thomas, Paul Yvone – PL, PL 2004, SC: 2004 New Beginning, 2008 Macedonia-Wesley Grove. 415 Palm Harbor Drive, Orangeburg 29115 (R) 803-531-6306 (F) 803-531-6306

Thomas, Redonia McKnight – PL, LP20 2010, PL 09/01/2010, SC: 2010 Not Appointed, 09/01/2010 New Harmony-Robinson Chapel-Union Charge. 105 Brookridge Avenue, Taylors 29687 (O) 864-882-7356 (R) 864-268-3602

Thomas, Theodore Brandon (T.B.) Jr. – RA, AM 1986, R 1993, SC: 1960 York-St. James, 1961 Pageland, 1973 Latta Charge, 1993 Retired, 1998 Salem (RSY). 131 Lawton Drive, Hartsville 29550-5768 (R) 843-332-7979

Thomas, Thurmond Kemzy (Kem) – FE, SP 2002, PE 2005, FE 2008, SC: 2002 O'Neal Street, 2007 Macedonia, Mullins, 2008 Macedonia-Pleasant Hill. 402 North Main Street, Mullins 29574 (O) 843-464-8127 (R) 843-464-9211 (F) 843-464-7147

Thomas, Tina Anderson – FE, SP 2002, PL 2003, SP 2005, PE 2006, FE 2009, SC: 2002 Bethlehem-Gassaway, Ware Shoals, Harmony. 82 Harmony Road, Ware Shoals 29692 (R) 864 861-3471

a **Thomas, Van Buren Jr.** – RE, OT 1969, FE 1973, R 2008, SC: 1969 In School, 1972 Edisto Charge, 1976 Heath Springs, 1979 Philadelphia, 1984 Northside, 1988 Rock Hill-Bethel, 1992 Little River, 1994 Fountain Inn-Trinity, 1999 Manning, 2000 Central, Newberry, 2003 Berea Friendship, 2008 Retired. 2 Raintree Cove Drive, Taylors 29687 (R) 864-244-5401

Thompson, Christopher Lee (Chris) – FL, PL 2009, FL 2011, SC: 2009 Spartanburg Parish, 2011 East Greenville. 231 Spring Crossing Circle, Greer 29650 (O) 864-704-0728

Thompson, Elizabeth A – FE, PM 1995, FE 1998, SC: 1995, In School, 1996 Greenville-St. Matthew, Associate, 1998 St. Luke, 2002 Duncan-Roebuck, 2005 Duncan-First Startex, 2007 Duncan-Startex-Loree, 2008 Northside. 435 Summit Drive, Greenville 29609 (O) 864-233-8359 (R) 864-293-8456 (F) 864-233-9464

a **Thompson, Leon Edwin** – RE, OT 1958, FE 1960, R 2000, SC: 1955 Valley Falls-Bethel, 1957 In School, 1960 Centenary Circuit, 1965 Ridge Spring Circuit, 1968 West Columbia-Trinity, 1973 Ninety Six-Cambridge, 1980 Midland Park, 1985 Bishopville-Bethlehem, 1992 Clover-First, 1995 John Wesley, Charleston, 2000 Retired. 114 Noble Estates, Abbeville 29620 (R) 864-366-0522

a **Thompson, Morris Cook** – RE, OT 1959, FE 1963, R 1999, SC: 1959 In School, 1961 Jordan, 1965 Missionary-Hawaii, 1967 Scranton, 1969 Dawsey-Tabernacle, 1973 Liberty-Cherokee Springs, 1976 Berea-Friendship, 1980 Red Bird Mission, 1985 Charleston-St. Mark, 1990 Grace-Pickens, 1997 First-Cheraw, 1999 Retired. 178 Locust Grove Drive, Waynesville NC 28785 (R) 828-926-6387

a **Thompson, Robert** – RL, PL 1985, R 1998, SC: 1985 Sumter-Mt. Zion, 1998 Retired, 11/15/2005 Mt. Zion-North Sumter (RL). 933 Oswego Road, Sumter 29153-8732 (R) 803-775-4178

Thompson, Timothy Steven – OF, OF 2011, SC: 2011 Antioch. 930 W. Rambo Road, Rock Hill 29730 (O) 803-328-2235

Thrailkill, Phillip Carlisle (Phil) – FE, OT 1977, FE 1984, SC: 1977 In School, 1979 Fairfield Circuit, 1984 Columbia-Northeast, 1994 Charleston-St. Mark, 1998 Duncan Memorial, 2008 St. Luke, Hartsville. 302 Dunlap Drive, Hartsville 29550-4943 (O) 843-383-5169 (R) 843-332-7508 (F) 843-383-0916

a **Thrasher, Donald George (Don)** – OD, OD 03/01/2008, SC: 03/01/2008 Washington Street, Minister of Education. 1401 Washington Street, Columbia 29201 (O) 803-256-2417 (R) 803-419-8924

a **Tillerson, Elbert Stinson Sr.** – RL, SY, PL 2001, R 2007, SC: 1995 Chapel Charge, 1996 Friends In Christ, 2007 Retired. 291 Ray Blackey Road, Inman 29349 (O) 864-592-9123 (R) 864-592-9123

Timmerman, Kenneth Byrnes – FE, PM 1982, FE 1987, SC: 1982 Greeleyville-Lane, 1985 Fairfax, 1989 Gramling, 1993 Myrtle Beach-First, 1998 St. Mark, 2002 First Church, Myrtle Beach. PO Box 1367, Myrtle Beach 29578-1367 (O) 843-448-7164 (R) 843-222-5623 (F) 843-626-7023

a **Timmons, W Gordon** – RE, OT 1979, FE 1981, R 2008, SC: 1971 Johnsonville Circuit, 1980 Hemingway Circuit, 1987 Turbeville Charge, 1995 Hickory Grove, 1997 Beulah, 2001 First Bennettsville, 2005 Bethlehem, Bishopville, 2008 Retired. 705 Austell Court, Myrtle Beach 29588 (O) 843-831-0062 (R) 843-831-0062

Todd, Steven Medlin – FE, PM 1989, FE 1992, SC: In School, 1990 Fairfax Charge, 1994 Hemingway-First, 1997 Aldersgate-Kings Chapel, 2001 Trinity, Andrews, 2005 St. Paul, Ninety Six, 2008 O'Neal Street-Ebenezer Charge, 2010 Union, McBee. 4374 Union Church Road, McBee 29101 (O) 843-335-8987 (R) 843-335-6676

Tompkins, Jonathan Edward – FE, PE 2009,FE 2011, SC: 2009 Myrtle Beach, First, Associate. PO Box 1367, Myrtle Beach 29578 (O) 843-448-7164 (R) 843-712-2239 (F) 843-626-7023

Toothe, Cheryl Dyke – FE, PL 2004, PE 2007, FE 2010, SC: 2004 Pageland, 2007 Mount Olivet-Pleasant Grove, 2010 Trenton-McKendree. PO Box 178, Trenton 29847 (R) 803-480-8021

Towery, Ronald Dewey (Ron) – FL, PL 2000, FL 2011, SC: 2001 Campobello-Fingerville, 2004 Campobello, 08/01/05 Campobello-Fingerville, 2011 Foothills Charge. 162 Bearden Drive, Duncan 29334-9793 (O) 864-706-2755 (R) 864-433-9551

Townsend, David Kenneth Sr. – RE, OT 1957, FE 1961, R 1997, SC: 1958 Ruby, 1961 Chaplain-US Army, 1975 Honea Path-Trinity, 1980 Mt. Lebanon-Kinards Charge, 1987 Lancaster-Hopewell, 1991 Brown Swamp, 1997 Retired, 1998 Pleasant Hill, 09/23/2002 Hebron (Tatum Parish) (RSY), 02/10/2008 Marlboro Circuit (RSY). 618 Pinewood Drive, Cheraw 29520-2143 (R) 843-537-4186

Traxler, Francis Edward (Ed) Jr. – FL, PL 2002, FL 2011, SC: 2002 Golightly-Tabernacle, 2004 Beaumont-Whitney, 2011 St. Luke-Beaumont. 105 McKay Avenue, Spartanburg 29302 (O) 864-583-7872 (R) 864-590-8750

Treaster, Frederick Neal (Fred) – RE, SP 1997, PE 2000, FE 2003, R 2007, SC: 1997 Butler-Shiloh, 2001 New Zion Charge, 2004 Ware Shoals-Harmony, 2007 Retired, 2008 Bethel, Anderson (RSY), 2009 Retired, 02/01/2010 Gray Court-Trinity (RSY). 122 Shirmadon Drive, Honea Path 29654 (R) 864-369-1147

Treece, Cameron Young – FE, PM 1994, FE 1996 SC: 1994 Liberty-Bethlehem, 1999 Shandon Associate, 08/16/04 St. Matthew, Greenville. 55 Partridge Lane, Greenville 29601 (R) 868-593-0235

Truluck, Gerald Luther – FL, FL 2005, SC: 2005 Quinby-Bethsaida. 211 Honeysuckle Lane, Quinby 29506 (O) 843-665-9101 (R) 843-669-3708

Tucker, Tommy Layne – PL, SP 1998, PL 2001, SC: 1998 Bethlehem, 2011 Hebron-Cades. 2332 Hebron Road, Cades 29518 (R) 864-992-7108

a **Turner, Emily Dawn** – FE, SP 2001, PE 2003, FE 2006, SC: 2001 Harris, 2003 Harris-Ebenezer, 2004 Pinewood, 2007 Dalzell, 2010 Garrett University. Address Unknown, Unknown IL Unknown

Turner, Michael Andrew – FE, PE 2000, FE 2003, SC: 2000 Lyttleton Street, Associate, 2003 Liberty-Friendship, Florence, 2007 Wightman, Prosperity. PO Box 376, Prosperity 29127 (O) 803-364-2340 (R) 803-364-2304

Ulmer, Betty Susan – FE, OT 1975, FE 1979, SC: 1975 In School, 1977 Shandon Associate, 1991 St. Paul-Wesley Chapel, 1993 St. Paul, 1998 Columbia District Superintendent, 2006 Carteret Street. 408 Carteret Street, Beaufort 29902 (O) 843-524-3841 (R) 843-524-4370 (F) 843-524-1699

Upson, Donald G. – FL, PL 2009, FL 2011, SC: 2009 Chiquola-Donalds, 2010 South Anderson Charge. PO Box 625, Anderson 29622 (R) 864-296-1538 (F) 864-296-6498

Upson, Karen L. – PL, PL 2009, SC: 2009 Chiquola-Donalds, 2010 South Anderson Charge. PO Box 625, Anderson 29622 (R) 864-296-1538 (F) 864-296-6498

Usher, Grady Edward (Eddie) – FE, PM 1992, FE 1994, SC: 1992 Kings Mountain Chapel, 1998 Lebanon, 2008 Duncan Memorial, Georgetown. 901 Highmarket St, Georgetown 29440 (O) 843-546-5647 (R) 843-461-3077 (F) 843-545-8018

Vance, Margaret Hutcherson – FD, OD, SC: 09/18/2006 St. Luke, Minister of Music. 212 West Richardson Circle, Hartsville 29550 (O) 843-383-5169 (R) 843-383-3092 (F) 843-383-0916

Vandiver, Michael Loy (Mike) – RE, OT 1972, FE 1975, R 2008, SC: 1972 In School, 1974 Townville Charge, 1976 Anderson-St. John's Associate, 1982 Aiken-St. John's Associate, 1987 Abbeville-Main Street, 1989 Mount Holly, 1992 Cherokee Place, 1997 Moncks Corner, 2001 Central, Spartanburg, 2005 Lee Road, 2007 Friendship, Rock Hill, 2008 Retired. 5016 Cross Pointe, Anderson 29625 (R) 864-231-6186

Varner, Gregg Scott – FL, FL 2010, SC: 2010 New Zion. 6905 Salem Road, New Zion 29111 (O) 843-659-2455 (R) 843-659-2465

Vick, Arthur Desport Jr. – PL, PL 2006, SC: 2006 East Lancaster Charge, 2010 Wesley Memorial, Chester. 1217 J.A. Cochrane Bypass, Chester 29706 (O) 803-377-8400 (R) 803-581-4769

Vickers, John Henry (Jack) III – FE, PL 2004, FL 2006, PL 2008, PE 2009, FE 2011, SC: 2004 Lebanon, 2006 Trenton-McKendree, 2010 Pisgah, Aynor. 1752 Jordanville Road, Aynor 29511 (O) 843-358-9902 (R) 843-358-9902

Vincent, Robert Manigault (Bob) – FE, PL 09/01/04, PE 2006, FE 2009, SC: 09/01/04 Associate, Trinity, Blythewood and Zion, 2007 St. James, Columbia, 2010 Shady Grove. 1918 Shady Grove Road, Irmo 29063 (O) 803-781-4832 (R) 803-736-8097

a **Vines, William Joseph (Bill)** – RE, OT 1955, FE 1958, R 1997, SC: 1955 Townville Charge, 1958 Lancaster-Zion, 1962 Berea Friendship, 1966 Greer-Grace, 1970 Cannons Camp Ground, 1975 Charleston-Trinity, 1977 Greenville-Francis Asbury, 1980 Newberry-Trinity, 1982 Rock Hill-Main Street, 1985 Lancaster-Grace, 1989 Pleasant Hill, 1992 Aldersgate, 1995 Leesville, 1997 Retired, Fairmount (RSY), 2000 Loree (RSY). PO Box 1398, Laurens 29360-1398 (O) 864-682-2251 (R) 864-682-2251

Wachter, Scott Hamilton – FE, PM 1987, FE 1991, SC: 1987 In School, 1988 Irmo-Union Associate, 1991 Cambridge, 1994 Hampton-Varnville Charge, 2000 Buford Street, 2008 Surfside. 800 13th Avenue, North, Surfside Beach 29575 (O) 843-238-2734 (R) 843-831-0174 (F) 843-238-4455

a **Waddell, Bobby Gene** – RE, OT 1959, FE 1963, R 2000, SC: 1959 In School, 1961 Olar, 1965 Few's Chapel, 1969 Midland Park, 1972 Central Charge, 1981 Hartsville-Wesley, 1986 Greenville-Trinity, 1990 Manning, 1993 Grace, 1997 Buford Street, 2000 Retired. 803 Dillard Road, Greer 29650-3528 (R) 864-801-3028

Wagnon, Leon Louis III – RE, OT 1966, FE 1970, R 1999, SC: 1966 In School, 1968 Bethlehem-Cokesbury, 1969 Shiloh, 1971 Spartanburg-Central Associate, 1972 Travelers Rest-Jackson Grove, 1976 Liberty Hill-Ebenezer, 1979 McColl, 1983 Florence-Pisgah, 1989 Chesterfield-St. Paul, 1993 Greenville-Salem, 1995 McCormick, 1999 Retired. 2517 Parkland Drive, Florence 295016359 (R) 843-629-1401

Waldrep, Richard Wilson (Dick) – FE, SP 2004, PE 2008, FE 2011, SC: 2004 Lowell Street. 300 Lowell Avenue, Greenwood 29646 (O) 864-229-2704 (R) 864-227-8251

Walker, Michael Cunningham – FE, PM 1987, FE 1990, SC: 1987 Bethune, 1991 Rock Hill-Cornerstone, 1997 Windsor, 2005 First, Clover, 2011 Bethany, Charleston. 1853 Maybank Highway, Charleston, 29412 (O) 843-795-3527 (R) 843-762-0847 (F) 843-795-3227

Walker, Suzanne Byrum – PL, PL 2010, SC: 2010 Pomaria Charge. 331 Holloway Street, Pomaria 29126 (O) 803-276-4200 (R) 910-640-7782

Walker-Brown, Joanne Elizabeth – FE, PM 1993, FE 1996 SC: 1994 Dillon Parish, 1999 Bethel-Red Bank, 2008 Orangeburg Circuit. 931 W 2nd North St, Summerville 29483-3832 (O) 803-536-4865 (R) 843-871-7293

e **Wall, Tom Hennies Brodie** – FE, PM 1977, FE 1987, SC: 1977 In School, 1984 LOA, 1986 Hollywood-St. Paul, 1990 Columbia Wesley Foundation. 728 Pickens Street, Columbia 292014027 (O) 803-799-7363 (R) 803-796-4698

a **Walley, Erin Elizabeth** – PD, PE 2008, PD 06/24/2009, SC: 2008 Chaplaincy Resident, Alexian Brothers Medical Center, Elk Grove Village, IL., 2009 Chaplaincy Resident, Rush University Medical Center, Chicago, IL., 09/14/2009 Minister of Christian Education, First UMC, Glen Ellyn, IL. 3322 N. Leavitt Street, #G, Chicago IL 60618-6224 (R) 404-583-0841

Walter, Theodore Holt (Ted) – RE, OT 1957, FE 1961, R 2003, SC: 1955 Pacolet Circuit, 1956 Golightly, 1957 In School, 1959 Lugoff-St. John, 1965 Mt. Holly, 1968 Lancaster-St. Luke, 1975 Greenville-Aldersgate, 1977 Spartanburg DS, 1983 Rock Hill-St. John's, 1989 Grace, 1992 Columbia DS, 1998 Coordinator of Clergy Services, 2003 Retired. 616 Wotan Road, Columbia 29229 (R) 803-419-0986

Warden, Jeri Katherine (Jeri Katherine) – FL, FL 2010, SC: 2010 Wesley Memorial. 1732 Crestwood Drive, Columbia 29205 (O) 803-771-4540 (R) 803-381-6622 (F) 803-771-4569

a **Warden, Patricia Gayle** – OE, SC: 08/01/06 Bethlehem-Prospect. 2236 Bethlehem Road, Hartsville 29550 (O) 843-339-9711 (R) 843-332-7833

Warren, John Lafitte Jr. – FE, PM 1983, FE 1987, SC: 1985 Easley-Zion, 1988 LOA, 1989 Mt. Hebron Assoc, 1993 Irmo, Union Assoc, 1998 Trinity-Greenville, 2003 St. John's, Fort Mill, 2010 Bethel, Charleston. 57 Pitt Street, Charleston 29401 (O) 843-723-4587 (F) 843-723-5172

Warwick, Samuel Simpson (Sam) – FE, SP 1999, PE 2002, FE 2005, SC: 1999 Heath Memorial-Pleasant Grove, 2004 North-Limestone, 2005 Grace, Lancaster, 2007 Mill Creek-McLeod, 2011 Reidville Road. 5575 Reidville Road, Moore 29369 (O) 864-574-4554 (R) 803-210-9460 (F) 864-244-8413

Washington, Ardell Sr. – PL, Reinstated 2003, PL 2004, SC: 2004 Lugoff Parish, 2007 St. Michael. 1621 Mary Lee Street, Bennettsville 29512-6453 (O) 843-479-9958 (R) 843-479-8773 (F) 843-479-2752

Washington, Brenda Reynolds – PL, PL 2001, SC: 2001 Bethel, Williamston, 2007 Minus Chapel, 2009 Greenville Parish. 107 Gayle Street, Piedmont 29673 (R) 864-631-1078

Washington, Calvin Burdell – PE, SL 2000, FL 2002, PE 2005, SC: 02/01/2000 Seneca New Harmony, 2002 Salem, Florence, 2003 Fisher Chapel-St. Stephen, 2009 Bishopville Circuit. 2875 Joyce Street, Sumter 29154 (R) 803-469-4107

Washington, Jack Christopher – FE, OT 1978, FE 1982, SC: 1973 Brookgreen, 1975 Eadytown-Mt. Nebo, 1976 St. Stephen Parish, 1977 Easley Charge, 1980 Edisto Fork, 1991 CCOM Associate Director, 2006 Mount Zion, Kingstree. 701 St. John Street, Kingstree 29556 (O) 843-354-6469 (R) 843-354-5262

Washington, Jimmy – FL, PL 1999, FL 2002, PL 2006, SC: 1999 Walterboro Parish, 2006 Anderson Circuit, 2010 Bethel-Red Bank Charge. 898 St. Paul Road, Dorchester 29437 (O) 843-714-7952 (R) 843-462-7787

Washington, Lillian Hymes – FE, OT 1977, FE 1980, SC: 1977 In School, 1979 Brookgreen, 1989 Marion Parish, 1992 Oswego Circuit, 1994 Cades Charge, 1998 Rock Hill Central, 2002 New Covenant, 2005 Hartsville District Superintendent. 108 West Pinewood Avenue, Hartsville 29550 (O) 843-332-1631 (R) 843-332-3395 (F) 843-332-3200

Watry, Philip Nicholas (Phil) – RE, OD 1987, LP 1990, PM 1992, FE 1993, R 2008, SC: 1987 Greenville-McBee, 1989 Faith-Concord, 1994 Swansea Charge, 1996 Pacolet-White Stone, 1998 Jackson, 2001 New Market/Tabernacle, 2005 Indian Field, 2008 Retired, 01/01/09 New Market-Tabernacle (RSY), 2011 Indian Branch-Twitty (RSY). 1370 Airport Road, Sumter 29153 (R) 843-563-4566

Watson, George William Sr. – RE, OT 1963, FE 1966, R 1996, SC: 1958 Longtown, 1960 Sumter-St. Mark, 1961 Antioch-Sheppard, 1966 Marion Circuit, 1969 Old Bethel, 1977 Florence DS, 1983 Orangeburg-Trinity, 1992 Spartanburg DS, 1996 Retired. 459 Rogers Drive, Orangeburg 29118 (R) 803-531-9576

Watson, James Bert – RE, OT 1960, FE 1962, R 1994, SC: 1956 Twitty, 1958 Spring Hill Charge, 1960 Aynor Charge, 1966 Hickory Grove, 1972 Buford Charge, 1984 Chapin, 1994 Retired, 02/01/2006 East Lancaster (RSY). 1548 Zion Hill Road, Lancaster 29720-8777 (R) 803-283-8826

a **Watson, Jerry Michael** – RE, OT 1968, FE 1970, R 2002, SC: 1962 Arrington-Poe, 1967 Enoree, 1970 Lewis Chapel-Zoar Charge, 2002 Retired. 5035 E Brewington Road, Gable 29051-9769 (R) 803-495-2108

Watson, Joe Cal (Joe Cal) – FE, OT 1974, FE 1978, SC: 1974 In School, 1977 Hopewell-Double Springs, 1980 Port Royal-Laurel Bay, 1981 Director Greenville Urban Min., 1982 Lando, 1984 Spartanburg-Duncan Memorial, 1989 Tranquil, 1995 Columbia-St. Mark, 2002 Main Street, Columbia. 1830 Main Street, Columbia 29201 (O) 803-779-0610 (R) 803-738-9582 (F) 803-779-5838

Watson, Joel Andrew (Andy) – PL, PL 2010, SC: 2010 Slater. 102 W. Church Street, Greer 29650 (O) 864-590-6145 (R) 864-469-9080

a **Watson, John Hildon** – RL, PL, R 1996, SC: 1986 Simpsonville-Hopewell, 1989 McBee, 1996 Retired. 2 YMCA Street, Greenville 29611-3746 (R) 864-232-6023

a **Watson, Julian Austin** – RE, OT 1972, FE 1978, CA Pac: 1972 PM, R 08/01/2008, SC: 1975 In School, 1977 Clemson Associate, 1980 Bogansville, 1983 Whaley Street, 1987 Aiken-Trinity, 1993 Windsor, 1997 Habitat for Humanity, 06/30/99 LOA, 2000 Executive Director Lighthouse Ministries, 08/01/08 Retired. 3311 Elmhurst Road, Columbia 29203-6404 (R) 803-806-8666

Watson, Lawrence Allan (Larry) – FE, SP 1999, PE 2001, FE 2004, SC: 1998 Fork Shoals Charge, 2001 Grover Charge, 2003 Bowman Charge, 2006 St. John-Warrenville, 2008 Ebenezer-Old Johnsonville, 2010 Zoar, Chesterfield. 6085 Brock's Mill Road, Cheraw 29520-6219 (O) 803-295-3683 (Cell) (R) 843-623-5636

Watts, John Paul Sr. – AM, SP 1998, FL 2002, AM 2010, SC: 1998 Blenheim Circuit, 2006 Rehoboth-Zoan. 2804 Methodist Rehoboth Road, Galivants Ferry 29544 (O) 843-358-3011 (R) 843-358-3011

a **Way, Robert Bradford** – RE, OT 1945, FE 1947, R 1984, SC: 1945 In School, 1946 Pinewood, 1950 Kershaw, 1954 Gramling, 1958 Mauldin, 1960 Div. of Chaplains, 1978 Port Royal-Laurel Bay, 1980 Sabbatical, 1981 LOA, 1984 Retired. 158 Hilltop Lane, Columbus NC 28722 (R) 828-894-0431

Waymer, Morris Jr. – FE, PM 1999, FE 2001, SC: 1999 Pickens Charge, 2001 Greer Circuit, 2010 St. James, Darlington. PO Box 46, Darlington 29540-0046 (O) 843-393-1407 (R) 843-393-1855 (F) 843-393-7643

Weber, Stanley Edgar Jr. – FL, SY, FL 2000, SC: 1999 St. Stephen Charge, 2006 Joseph B. Bethea-Salem. 646 Blackstone Drive, Myrtle Beach 29588 (O) 843-347-3045 (R) 843-347-3045

Wechsler, Christine MacDonald (Chris) – RE, SP 1998, PE 2000, FE 2003, R 2010, SC: 1998 Pentecost-Vaucluse, 2000 Scranton Charge, 2005 Zoar, Chesterfield, 2010 Retired, 2010 Hebron, Bishopville (RSY). 340 Four Mile Loop Road, Cheraw 29520 (R) 843-637-5861

Weeks, Shawn Vivian – FE, FL 2001, PE 2003, FE 2006, SC: 2001 West Greenville Charge, 2002 Anderson Circuit, 2006 Marion Parish, 01/01/2010 Bennettsville Circuit. 108 Forest Drive, Bennettsville 29512 (O) 843-454-9026 (R) 843-454-9026

Wells, Curtis Edsel – FE, FE 1999, SC: 1994 (426.2), 1998 Fort Lawn-El Bethel, 2004 Wayne, 2006 Cherokee Springs-Liberty, 07/07/2006 Chaplain, US Army, 02/01/2011 Bethel, Hartsville. 5575 Lodebar Road, Sumter 29153 (O) 803-469-2452 (R) 803-469-2223

Wentz, Merritt Robert (Tuie) II – PL, PL 2010, SC: 2010 Duncan Acres. 417 Rice Avenue, Union 29379 (O) 864-427-9426 (R) 864-545-6578 (F) 864-427-2234

a **Westerkam, Diana Calvert** – RE, PM 1985, FE 1988, R 2008, SC: 1985 Laurens-Central, 1988 Upper Richland, 1992 Washington Street Associate, 2008 Retired. 101 Amberly Court, Columbia 29212 (R) 803-407-9648

Westfall, Myrna Kay – FL, FL 2010, SC: 2010 New Market-Tabernacle. 1909 West Old Camden Road, Hartsville 29550 (O) 843-332-0887 (R) 843-917-4559

a **Whitaker, George Wightman Jr.** – RE, OT 1952, FE 1955, R 1986, SC: 1952 In School, 1953 Timmonsville-Salem, 1957 Charleston-Aldersgate, 1961 Kingstree, 1963 Trenholm Road, 1968 Charleston DS, 1974 Clemson, 1979 Spartanburg-Central, 1983 Greenville-Trinity, 1986 Retired. 5422 Augusta Road, #107, Lexington 29072-3892 (R) 828-452-5233

a **White, Charles Lee** – FE, PM 1993, FE 1997 SC: 1993 In School, 1993 Clover Parish. 2000 Regional Director, NAACP, 2007 National Director Field Operations, NAACP. 11 West Wembly Drive, Rogers AR 72758 (O) 410.458.3385 (R) 479.464.4130

White, Ellis Jr. – FE, SP 1992, PM 1997, FE 2004, SC: 1992 Bluff Road, 2008 Camden First. PO Box 606, Camden 29021-0606 (O) 803-432-3101 (R) 803-713-0602 (F) 803-432-3104

White, Lloyd Earl – FE, SP 1991, PM 1992, FE 1995, SC: 1991 Bethune, 1994 Conway-Union, 1996 Herbert Memorial, 1999 Landrum, 2001 Spartanburg Regional Medical Center, 2002 Pendleton, 2006 LOA, 2007 Grace Point-New Church Start, 2008 Lee Road. 1377 East Lee Road, Taylors 29687 (O) 864-244-6427 (R) 864-244-9775 (F) 864-244-3910

White, Rufus Horace – PL, PL 08/01/2002, FL 01/01/2003, PL 2011, SC: 08/01/2003 Rock Hill South, 2011 Spartanburg Parish. PO Box 2276, Spartanburg 29304 (O) 864-345-2149 (R) 864-345-2149

White, Sara Ann – FE, OT 1979, FE 1984, SC: 1979 In School, 1980 Jefferson Charge, 1982 Springfield Charge, 1986 Dunean, 1989 Mountain View-Slater, 1990 Bethel Associate, 1993 First-Isle of Palms, 2001 John Wesley, 2006 Rock Hill District Superintendent. 139 Elizabeth Lane, Rock Hill 29730 (O) 803-328-0218 (R) 803-327-8356 (F) 803-328-6209

a **White, Sheri Yvette** – PL, SY, PL 2011, SC: 2010 Mount Pleasant, Ruffin (SY), 2011 Mount Pleasant, Ruffin (PL). 6587 Caddin Road, Ravenel 29470 (O) 843-324-7166 (R) 843-324-7166

White, Toni Louise – FE, OT 1972, FE 1978, SC: 1972 In School, 1973 Easley-Zion, 1974 In School, 1977 Columbia-Washington Street Associate, 1981 Chaplain-William S. Hall Psych. Inst., 1984 Honorable Location, 1994 Chaplain,

Columbia College, 1996 LOA, 2004 Suber Marshall Memorial (3/4), 05/01/2010 Incapacity Leave. PO Box 5456, Columbia 29171 (R) 803-794-6446

Whited, James Timothy (Tim) – PL, PL 2007, SC: 2007 Salem. 325 Little River Crossing Road, Salem 29676 (O) 864-944-1726 (R) 864-944-5470

Whitt, Laura Howard – PL, PL 2009, SC: 2009 Bethel, West Greenville. 102 Deer Spring Lane, Simpsonville 29680 (O) 864-640-5522 (R) 864-640-5522

Wicker, William Thomas – FL, PL 1999, FL 2002, SC: 1999 Bethel-Ebenezer. 2249 Highway 177, Wallace 29596-5352 (O) 843-537-9071 (R) 843-537-9071

Wiggins, Ellwood Holler (Woody) – RE, OT 1973, FE 1976, R 2009, SC: 1973 In School, 1974 Philadelphia, 1977 Orangeburg-St. Paul Associate, 1981 Buford Charge, 1984 LOA, 1985 Dorchester Circuit, 1986 Saluda-St. Paul, 1990 Disciples, 1992 Stallsville, 2001 North Charleston, 2007 St. James, Spartanburg, 2009 Retired, 2009 Lewis Memorial (RSY). PO Box 658, Lake Junaluska NC 28745 (R) 828-452-4435

Wiley, Daniel Allen (Danny) – FE, PL 1994, SP 1995, FL 1997, BQ 20 2003, PE 2006, FE 2010, SC: 1994 Tabernacle-Bethsaida, 1997 Nichols Charge, 2003 Not Appointed, 2006 Mount Lebanon-Kinards. 772 Old Ninety Six Highway, Greenwood 29646 (O) 864-227-8121 (R) 864-227-9561

a **Wilkes, Molly Frances** – RA, FL 1992, AM 1997, R 2005, SC: 1992 Osceola, 1997 Bethune. 1999 LOA, 2001 Mountain View, 2005 Retired. 136 Hearthstone Ridge Road, Landrum 29356-9635 (O) 864-457-5658 (R) 864-457-5658

a **Wilkes, Thomas Byars (Tom) Jr.** – RE, OT 1958, FE 1962, R 1999. SC: 1958 In School, 1960 Ft. Lawn, 1961 Cherokee Place Associate, 1964 Isle Of Palms, 1968 Cowpens, 1973 Aldersgate-India Hook, 1976 Highland Park, 1978 Leesville, 1981 Liberty, 1988 Landrum, 1992 Zion, 1997 Wesley Chapel-Lydia, 1999 Retired. 136 Hearthstone Ridge Road, Landrum 29356-9635 (O) 864-457-5658 (R) 864-457-5658

Wilkes, Thomas Byars (Tommy) III – FE, SP 1991, PM 1992, FE 1995 SC: 1991 Edisto Charge, 1994 Spartanburg, Central Associate, 1996 Tabernacle, 2002 Red Bank, 2011 First, Clover. PO Box 225, Clover 29710 (O) 803-222-3496 (R) 803-222-9926 (F) 803-222-7200

Wilkins, Rebecca Allyne – FE, PE 2001, FE 2004, SC: 2001 Whitmire, 2005 Epworth-Springdale, 2006 Cornerstone-Epworth, 2011 Grace, Columbia. 410 Harbison Blvd., Columbia 29212 (O) 803-732-1899 (R) 803-732-1040 (F) 803-732-9975

Williams, Charles Bryson Jr – PL, PL 2009, SC: 2010 Catawba-El Bethel. 119 Doby Creek Court, Fort Mill 29715 (O) 803-789-6378 (R) 803-547-7885

Williams, Eddie Calvin – FE, PM 1994, FE 1997 SC: 1994 Thompson Centennial-Bethlehem, 1996 Central Circuit, 2002 North Orangeburg. 201 Kinard Drive, Orangeburg 29118 (O) 803-534-0866 (R) 803-536-6832 (F) 803-534-7599

Williams, Edwina Julliette – FD, DM, FD 2001, SC: 2001 Adjunct Professor Orangeburg-Calhoun Technical College. 317 Beulah Street, Orangeburg 29115-3829 (O) 803-536-0311 (R) 803-534-4795

a **Williams, Grover DeVere** – RA, PL 1995, FL 1996, AM 2000, R 2008, SC: Greeleyville-Lane, 1998 Dawsey, 2002 Asbury Charge, 2006 Jordan, 2008 Retired, 2008 Bethlehem, Pamplico (RSY). 1113 Beauvoir Drive, Florence 29505 (R) 843-665-9103

a **Williams, James Elbert** – PL, PL 2004, SC: 2004 Mount Beulah-New Hope, 2011 Chesterfield Parish. 220 Damascus Road, Sumter 29153 (O) 803-773-6422 (R) 803-469-0413 (F) 803-775-6927

Williams, James Haddon (Jim) – RE, OT 1958, FE 1960, R 1998, SC: 1958 Lydia-Sandy Springs, 1960 Vaucluse, 1963 Greenwood-Tranquil, 1968 Orrville, 1971 Prosperity, 1977 Jackson, 1981 Piedmont-Bethesda, 1983 Charleston-Asbury-St. James, 1998 Retired. 9/1/98 Mt. Pleasant (RSY), 2005 No Appointment, 2009 Whitmire-Carlisle (RSY). PO Box 306, Whitmire 29178 (O) 803-694-3860 (R) 803-364-1391

Williams, James Thomas (Tom) – RE, PL 1981, SP 1982, AM 1985, PM 1987, FE 1991, R 2005, SC: 1981 Epworth Memorial, Associate, 1982 Upper Richland, 1988 Greene Street-Epworth Memorial, 1996 Aynor-Pisgah, 2001 Christ, Bennettsville, 2005 Retired, 2008 Oakland (RSY). 311 Harmon Park Blvd, Marion 29571 (O) 843-431-9429 (R) 843-431-9429

e **Williams, Jennifer Leigh** – FE, PE 2006, FE 2009, SC: 2006 Bethany, Associate, 2009 New Church Start-Ashley Ridge. PO Box 881, Summerville 29483 (O) 843-693-4111 (R) 843-693-4111 (F) 843-

Williams, John McKinley III – FE, PM 1991, FE 1995 SP 1989, SC: 1989 Lynchburg Charge, 1993 Bethel, 1995 Allendale, 1997 St Stephens Charge, 1999 Kelton Charge. 2000 Epworth-Rock Hill, 2002 West Kershaw Charge, 2006 Sharon-Philadelphia, 2009 North-Limestone. PO Box 306, North 29112 (O) 803-247-2140 (R) 803-247-2673

Williams, John McKinley Jr. – RE, OT 1961, FE 1964, R 2002, AL W FL: 1956 SP, SC: 1962 Townville, 1966 Aiken-Charles Wesley, 1970 Lugoff, 1974 Charles Wesley-Trinity, 1977 Georgetown-Wayne, 1981 Pacolet-White Stone, 1984 Saluda-St. Paul, 1986 Rock Hill-Friendship, 1989 Church of the Good Shepherd, 1991 Loris-First, 1993 Knightsville, 1996 Charleston-Grace, 1999 Bethel, Chester, 2002 Retired, 2010 Oak Grove-Sampit (RSY). 379 Golf Drive, Georgetown 29440-8220 (O) 843-546-6122 (R) 843-546-6122

Williams, Mark Anthony – PL, PL 1995, SC: 1995 Cordesville, 2002 Ruffin Parish, 2006 Silas. 220 Killarney Trail, Moncks Corner 29461-8836 (O) 803-492-3731 (R) 843-761-1317

a **Williams, Mark Fulton** – OF, OF 2009, SC: 11/01/2009 Lebanon, Columbia. 10220 Garner's Ferry Road, Eastover 29044 (O) 803-776-4604 (R) 803-239-7074 (F) 803-647-9200

Williams, Robert Thomas – FE, OT 1983, FE 1987, SC: 1977 Virginia Wingard Memorial Associate, 1979 Enoree, 1980 Associate, St. John's Aiken, 1982 North Texas, 1985 Shiloh, 07/01/87 Chaplain US Navy. 9518 Bay Front Drive, Norfolk VA 23518 (R) 703-764-0713

a **Williams, Seth W –** RP, SP 1987, PM 1997, R 2009, SC: 1987 Double Springs-Hopewell, 1992 Central, 1998 New Zion, 05/31/2001 Incapacity Leave, 2009 Retired. 325 Clover Brook Circle, Conway 29526 (O) (843) 248-2591 (R) (843) 365-0146

Williams, Stephen Arthur (Steve) – FL, FL 2010, SC: 2010 Lockhart-Wesley Chapel. PO Box 127, Lockhart 29364 (O) 864-426-6649 (R) 803-545-6337

a **Williams, Thomas McKendre Jr.** – RE, OT 1952, FE 1954, R 1994, SC: 1952 In School, 1953 Lynchburg, 1955 Chaplain-US Air Force, 1976 Chaplain-Morris Alcohol and Drug Treatment, 1994 Retired. 7 Dennis Lane, Blythewood 29016-9596 (R) 803-786-2851

Williams, Thurmond – FL, PL 1987, SC: 1987 Pageland Parish, 1990 Mt. Beulah-New Hope, 1998 Chesterfield Parish, 2005 Jerusalem-St. Luke, 2010 Good Hope Wesley Chapel. 18 Deerpath Court, Columbia 29229 (R) 803-736-2085

Williamson, David Walker – PL, PL 10/01/2002, SC: 10/01/2002 Associate, St. Paul's, Orangeburg, 2003 Clinton, Salley. 332 Hollow Creek Road, Salley 29137 (O) 803-564-5550 (R) 803-564-6509 (F) 803-564-6509

a **Williamson, Needham Rodgers** – RE, OT 1962, FE 1964, R 2003, SC: 1962 In School, 1964 Murrells Inlet, 1967 Charleston-St. Andrews, 1970 Leesville, 1974 Cayce, 1979 Greenwood-Main Street, 1985 Summerville-Bethany, 1989 Rock Hill-St. John's, 1992 Hartsville DS, 1994 Myrtle Beach, 09/30/1997 Disabililty Leave, 1998 First-Lancaster, 2003 Retired. 807 Gayle Street, North Myrtle Beach 29582 (O) 843-272-1044 (R) 843-272-1044

a **Wilmer, Paul David** – PL, PL 2011, SC: 2011 Piedmont Park. 241 Sloan Road, Woodruff 29388 (R) 864-921-3557

Wilson, Charles Kemith – FE, PM 2000, FE 2004, SC: 2000 Lamar-Ebenezer. 411 Winner Circle, Lake City 29560 (O) 843-374-2174 (R) 843-374-9547 (F) 843-374-2174

Wilson, Clark Thomas (Clark Thomas) – RA, FL 1979, AM 1988, R 2003, SC: 1979 Mt. Pleasant-Oak Grove, 1981 Mt. Pleasant-Red Root, 1985 Harleyville Parish, 1994 Reevesville Parish, 2003 Retired. 462 Two Churches Road, Dorchester 29437-3207 (R) 843-462-7911

a **Wilson, Harlan Euel Jr.** – RE, OT 1960, FE 1962, R 2005, W NC: 1960 In School, SC: 1963 Buncombe Street Associate, 1967 Greer-Faith, 1970 Director-Greenville Urban Min., 1981 Charleston-Bethany, 1985 Orangeburg DS, 1991 North Charleston, 1995 St. John's, Anderson, 2000 Director, Office of Congregational Development, 2005 Retired, 2006 Point Hope (RSY). 1561 Terns Nest Road, Charleston 29412 (R) 843-762-1213

Wilson, Jason Glen – FE, FL 2006, PE 2007, FE 2010, SC: 2006 St. Mark, Greenwood, Associate, 10/01/2010 Grace, Abbeville. 145 Grace Drive, Abbeville 29620 (O) 864-366-4166 (R) 864-374-2010

Wilson, Joseph Alva (Joe) II – FL, PL 10/01/2002, FL 09/01/08. SC: 10/01/2002 Cheraw Parish, 2003 I. DeQuincey Newman. 7801 Wilson Blvd., Columbia 29203 (O) 803-786-9894 (R) 803-788-1489 (F) 803-771-7970

Wilson, Reginald Darlington (Rex) Jr – PL, PL 2008, SC: 2009 Mount Pleasant-St. Luke. 736 Campground Road, Columbia 29203 (O) 803-691-0037 (R) 803-782-9566

Wilson, Rufus Lee – RL, PL 1994, R 2011, SC: 1994 Ruffin Parish, 2002 Washington, 2011 Retired. 1124 Murrell Block Drive, Pineville 29468-3189 (O) 843-529-0105 (R) 843-351-4232

Wilson, Willie – RE, OT 1973, FE 1976, R 2011, SC: 1970 Alcot, 1972 Bethel-St. Andrews, 1974 Gaffney-Blacksburg, 1982 Bethel-John Wesley, 1989 Greer Circuit, 1996 Mt. Zion, 2002 Emmanuel, Sumter, 2007 Good Hope-Wesley Chapel, 2010 Salem, Florence, 01/01/2011 Retired. 329 East Church Street, Bishopville 29010 (R) 803-692-4082

a **Wofford, Robert Morris (Bob)** – RE, OT 1952, FE 1954, R 1990, SC: 1952 Walnut Grove, 1956 Jonesville, 1961 Gordon Memorial-Greenbrier, 1965 Friendship-Catawba, 1968 Spartanburg-St. Luke, 1972 Joanna, 1973 Union-Bethel-St. John, 1979 Pelzer, 1980 Fairmont-Cornelius, 1985 Drayton, 1990 Retired, 1993 Immanuel. 401 Fernwood Drive, Spartanburg 29307-2945 (O) 864-585-6566 (R) 864-585-6566

a **Wolfe, Allen Dale** – FE, FE, Transferred to SC 05/31/1995, SC: 1993 Cayce, Associate, 1996 LOA, 1997 Shiloh, 2003 Adnah, 2011 Shandon, Associate. 3407 Devine Street, Columbia 29205 (O) 803-256-8383

Wolfe, Michael Charles – FE, PM 1995, FE 1998, SC: 1995 Jefferson, 1999 Spartanburg Methodist College, 2000 Augusta Road, 2010 Advent. 210 Anders Avenue, Mauldin 29662 (O) 864-288-8217 (R) 864-254-6123

Wolfe, Paige Matthews – PD, PD 2010, SC: 2010 Transitional Leave, 2011 Emory University Hospital, Resident Chaplain. 1501 Clairmont Road, Unit 1213, Decatur GA 30033 (O) 864-710-7363 (R) 864-710-7363

Wood, Mary Kay (Mary Kay) – FD, PL 2004, LP 20 03/01/06, PD 2009, FD 2011, SC: 2004 Associate, Antioch-Poplar, 03/01/06 BQ 20, 05/31/2009 Leave of Absence Voluntary, 08/21/2009 Chaplain & Clinical Pastoral Education Resident, Palmetto Health, Columbia. 419 Kershaw Street, Cheraw 29520 (R) 843-222-4458

a **Wood, Patricia Serena** – RE, PM 1984, FE 1987, R 1998, SC: 1984 Easley-Zion, 1985 Indian Branch, 1987 Whaley Street, 1989 Grace, 1995 Epting Memorial, 1998 Retired. 404 Legrand Blvd, Greenville 296072818 (R) 864-421-0557

Wood, Paul Ariel Jr. – FE, OT 1978, FE 1982, SC: 1978 In School, 1980 Spartanburg-St. Mark, 1985 Columbia-Grace, 1990 New Hope, Anderson, 1994 CCOM Associate Director, 1999 Little River, 2006 John Wesley, Charleston, 2008 First Church, Cheraw. 117 Third Street, Cheraw 29520 (O) 843-537-7002 (R) 843-537-3635 (F) 843-537-7220

a **Woodham, Lewe Scott** – RE, OT 1961, FE 1963, R 1983, AL W FL: 1957 SP, 1958 FL, SC: 1963 Bowman, 1967 Lugoff, 1970 Bogansville, 1974 Sabbatical, 1975 Langley-Caper, 1977 Antioch-St. Andrews, 1979 Joanna, 1981 Ben Avon, 1983 Retired. 1437 Anderson Hwy, Easley 29642 (R) 864-859-7488

Woods, Neal Young – FE, FL 2006, PE 2007, FE 2010, SC: 2006 Highland Park Associate, 2010 Brown Swamp-New El Bethel. 4725 Hwy 501 W, Conway 29526 (O) 843-365-3205

Wray, Carol Peppers – FE, PM 1990, FE 1992, SC: 1990 Ware Shoals-Mt. Bethel, 2000 Wesley Commons Chaplain. 1110 Marshall Road, Greenwood 29646 (O) (864) 227-7143 (R) (864) 388-7509 (F) (864) 227-7161

Wright, Alfred Truman – RA, PL 1990, FL 1997, AM 1999, R 2011, SC: 1990 North Greenville Charge, 1995 East Greenville Charge, 2011 Retired. 205 Laurel Drive, Greenville 29607-4719 (O) 864-297-4051 (R) 864-288-5968

a **Wright, Carrie Ann** – OD, OD 11/12/2007, SC: 11/12/2007 St. John's, Fort Mill Director of Music. PO Box 1298, Fort Mill 29716 (O) 803-547-7538 (R) 336-247-2033

Wright, Louise Brown – PL, LP20 2007, PL 2010, SC: 2010 Mount Zion, Timmonsville. 112 Comet Court, Eutawville 29048 (O) 843-346-5541 (R) 803-707-3751

a **Wright, Virgil G** – RE, OT 1944, FE 1946, R 1984, SC: 1944 No record of appointment, 1945 In School, 1946 No record of appointment, 1948 In School, 1953 Honorable Location, 1955 Jarvis Christian College, 1956 No record of appointment, 1957 Staff-Claflin College, 1960 Staff-Dillard University, 1963 Staff Fayettville-St. Tech. College, 1964 Staff NC College, 1967 Staff-Fayettville-St. Tech. College, 1972 NC College Staff, 1984 Retired. 1904 South Alton Avenue, Durham NC 27707 (R) 919-688-8581

a **Wrighten, William McClary** – PL, PL 2011, SC: 2011 Washington, Charleston. PO Box 442, St. Stephen 29479 (O) 843-574-6652 (R) 843-567-3448

Written, Michael Leonard (Mike) – PE, SY 2000, FL 2001, PE 2006, SC: 2000 Estill-Black Swamp, 2006 Bells, 2008 Cambridge, 2010 Bethany-Zoar. 1146 Hickory Grove Rd., Saluda 29138 (O) 864-445-4835 (R) 864-445-2294

Wyatt, Wade Anthony Sr – PL, PL 2010, SC: 2010 Anderson Circuit. Post Office Box 495, Mauldin 29662 (O) 864-293-0045 (R) 864-288-4054

Yebuah, Frederick Nortei – FE, OT 1980, FE 1982, TN: 1976 SP, SC: 1985 Summerville Parish, 1994 St. John-Wesley Chapel, 2007 York-St. James Charge. 108 W. Jefferson Street, York 29745 (O) 803-684-3346 (R) 803-628-5170 (F) 803-684-3473

Yon, Matthew Larry (Matt) – FE, PE 2008, FE 2010, SC: 2008 Sharon, Greer. 3185 Highway 101 South, Greer 29651 (O) 864-879-7926 (R) 864-877-6157 (F) 864-879-1763

Yongue, Neil Malone – FE, PM 1984, FE 1987, SC: 1978 SP Folly Beach, 1982 Union Grove, 1986 Cokesbury-Hodges, 1990 Edgefield, 1993 Trinity, Blythewood, 1999 St. Paul, 2007 St. Andrew By-The-Sea. 20 Pope Avenue, Hilton Head Island 29928 (O) 843-785-4711 (R) 843-681-7422 (F) 843-785-5716

Young, Amanda Taylor (Mandy) – FE, PE 2008, FE 2011, SC: 2008 Mt. Hebron, Associate. 68 Circleview Drive, Lexington 29072 (O) 803-794-8273 (R) 803-394-3844 (F) 803-794-8268

Young, Curtis James – PL, PL 2005, SC: 2005 Colleton Circuit. 49 Oree Road, Yemassee 29945 (R) 843-846-8317

a **Younginer, John Madison Jr.** – RE, OT 1957, FE 1959, R 1995 SC: 1957 In School, 1959 Isle of Palms, 1963 Charleston-Grace, 1972 Newberry-Central, 1977 Grace, North Augusta, 1989 St. John's, Anderson, 1995 Retired. 910 Fairfield Avenue, North Augusta 29841-3327 (O) 803-279-1199 (R) 803-279-1199

a **Younker, Ellen April** – RE, OT 1980, FE 1982, R 2010, SC: 1980 McClellanville, 1983 North Charge, 1985 Bethlehem-Prospect Charge, 1988 Hood's Chapel, 1991 St. Stephen, 1996 Alaska Missionary Conference, 1999 Gordon Memorial-Greenbrier, 2003 Asbury-St. James, Charleston, 01/01/2006 Chaplain, United Methodist Relief Center, 2009 South Anderson Charge, 2010 Retired, 2010 Cherokee Place (RSY). PO Box 70396, N. Charleston 29415 (O) 843-747-9697 (R) 864-532-4024 (F) 843-747-9698

AFFILIATE MEMBERS

Evans, Carl Duane – AF, Dept of Religious Studies, USC; 1006 Henderson Street, Columbia 29201-3806 (O) 803-777-4522 (R) 803-799-8848

Holliday, Richard Carrington – AF, Women's Correction Inst. 607 Charing Cross Road, Irmo 29063-2550 (O) 803-896-1330 (R) 803-732-0737

EFFECTIVE SUPPLIES EFFECTIVE SUPPLIES AND RETIRED OTHER ANNUAL CONFERENCE SUPPLIES

Belec, J Peter – RLOE, 1054 Hunters Trace, Mt Pleasant 29464 (O) 803-492-3624 (R) 843-971-7837

Brewington, Henry Mat – SY, SY, 2010 Ebenezer, Greenwood. 203 Crestmont Drive, Greenwood 29649 (R) 864-341-1987

Bridgers, Anne Gregory – SY, PO Box 1437, Port Royal 29936 (O) 843-524-2005 (R) 843-726-4185

Caulder, Charles Ronnie – SY, 264 Chewning Road, Cheraw 29520-9612 (R) 843-537-9882 (F) 843-537-9882

Colleton-Glover, Tracy Paulette (Tracey) – SY, SY, SC: 2011 Beaufort Circuit. 67 Malachi Lane, Ruffin 29475 R) 843-866-2018

Forrester, G. Walter (Walt) – SY, PO Box 99, Roebuck 29376-0099 (O) 864-576-6938 (R) 864-576-6938

Fuller, Cynthia Raski (Cindy) – RLOE, 6030 Springfield Road, Williston 29853 (R) 803-643-9709

Gunsallus, Earl H – RLOE, SC: 2005 Double Springs-Hopewell (RSY). 239 Cedar Wood Road, Westminister 29693 (R) 864-647-9365

Harris, James William (Bill) – OF, OF 2001, 408 Heritage West Ct., Greenwood 29649 (O) 864-227-2963 (R) 864 388-9197

Kneece, John E – SY, SY, SC: 1995 Ridge Spring Charge. 135 S East Avenue, Batesburg-Leesville 29070-8490 (R) 803 582-2354

Livingston, Otis Dewitt – SY, SY, SC: 2010 Springfield Charge Assistant (SY). PO Box 355, North 29112-0355 (R) 803-247-5454

Owens, Charles Tony – OF, 108 Wrenfield Court, Piedmont 29673 (O) 864-233-4163 (R) 864-855-6023

Pender, Z. Tracey – SY, SY, SC: 2010 Rocky Swamp (SY). 2270 Clematis Trail, Sumter 29150 (R) 803-905-5672

Stoops, Alexander John (Alex) Jr – SY, 317 W. Academy Street, Latta 29565 (O) 843-615-3089 (R) 843-752-5070

Taylor, Myra Elise – SY, 4 Simmons Road, Edgefield 29824 (R) 803-275-6053

Williams, Kendrick – SY, 3010 Central Ring Court, Reevesville 29472 (R) 843-695-0544

RETIRED MINISTERS OF OTHER ANNUAL CONFERENCES SERVING AS RETIRED SUPPLIES

RETIRED MINISTERS OF OTHER DENOMINATIONS SERVING AS RETIRED SUPPLIES

McKinney, Alester Furman (Al) – RLOF, OD 1983, SC: 1983 Trinity-Gethsemane, 1995 Retired, 1995 Trinity (RSY). 174 Farm Wind Road, Gaffney 29341 (O) 864-489-3356 (R) 864-489-3356

Sherbert, Albert M – RLOF, SC: 2004 Brandon-Woodside (RSY). 100 Gorze Road, Travelers Rest 296908385 (R) 864-834-3588

DIACONAL MINISTERS AND DEACONESSES DIACONAL MINISTERS AND DEACONESSES

Brandes, Laurie Gamble – DM, Minister of Christian Education, Epworth Memorial, Epworth Children's Home. PO Box 50466, Columbia 29250 (O) 803-256-7394 (R) 803-776-8811 (F) 803-212-4799

Brashear, Carolyn Elaine – DM, Program Director, Director of Christian Education, Trinity, Anderson. 1809 North Main Street, Anderson 29621 (O) 864-224-2531 (R) 864-617-8789 (F) 864-224-2532

Edens, Mary Lou – Deaconess, 10/98 Deaconess for Local Mission, Anderson District, Tracey Jackson Food Program. 105 Prince Street, Abbeville 29620 (R) 864-366-8517 (F) 864-366-4637

a **Holt, Kimberly Susan** – DM, 03/14/05 Leave of Absence. 2408 Pinehurst Lane, Conway 29526 (O) 843-248-4251 (R) 843-365-0547 (F) 843-248-2363

a **Kendall, Holly** – Deaconess, Director of Compliance, Vista Capital Management Group, 33 Minots Ledge Lane, Simpsonville 29681

a **Mills, William Brant** – DM, Minister of Music. Central, Florence. 1428 W Palmetto Street, Florence 29501 (O) 843-662-3218 (R) 843-665-4950

RETIRED DIACONAL MINISTERS AND DEACONESSES

Carter, Raleigh Fletcher – DR, 2345 Robin Crest Drive, West Columbia 29169 (O) 803-661-6015 (R) 803-661-6015

Fuhr, Ann Barton – DR, 2607 Ashley Oak Court, Seneca 29678 (R) 864-654-6484

Miller, Mary Louise (Mary Lou) – DR, 111 Bedford Road, Spartanburg 29301-1638 (O) 864-582-7263 (R) 864-576-2818

Orr, Freeman R Jr. – DR, 11 Waccamaw Circle, Greenville 29605 (R) 864-233-8895

Quackenbush, Lillian – DR, Chair, Music Department, Columbia College, 2009 Retired. 515 Alexander Circle, Columbia 29206-4975 (O) 803-786-3702 (R) 803-790-4423

Walker, Cheryl Amelia – DR, Extended Personal Leave, 2009 Retired. 1801 Clydesdale Place, NW #205, Washington DC 20009 (O) 202-645-7300 (R) 202-234-3539

Watson, Carol Hart – DR, PO Box 12493, Columbia 29211-2493 (O) 803-254-8026 (R) 803-806-8666

Williams, Geneva Belton – Deaconess, 2001 Director of Religious Life, Claflin University. Claflin College, Box 4088, Orangeburg 29115 (O) 803-535-5430 (R) 803-534-4795

HONORABLY LOCATED MINISTERS

Arant, Morgan David Jr. – HonLoc, OT 1976, FE 1979, Honorable Location 1998, SC: 1976 In School, 1978 Mullins-Tranquil-Centenary, 1980 Spartanburg-Arcadia, 1985 Spartanburg-St. Mark, 1986 SC ADVOCATE Associate Editor, 1988 In School, 1998 Honorable Location. 2044 Allenby Road, Germantown TN 38139-4346 (R) 901-758-0852

Bigelow, James Craig – HonLoc, OT 1978, FE 1981, Honorable Location 1995. 1978 In School, 1978 Marlboro Circuit, 1980 St. Matthews Circuit, 1982 US Air Force, 1988 LOA, 1988 In School, 8/31/89 LOA, 1995 Honorable Location, 2010 Honorable Location Retired. 1012 Marisa Lane, Desoto TX 75115-3882 (R) 972-230-2979

Bishop, Benjamin Benson (Ben) – HonLocRet, OT 1975, FE 1978, Honorable Location 1998, Honorable Location Retired 2000, SC: 1975 In School, 1977 Fairfield Circuit, 1979 Newberry-O'Neal Street, 1982 Division of Chaplains, 1998 Honorable Location. 2000 Honorable Location Retired. 307 Driftwood Drive, Gibsonville NC 27249-3315 (O) 336-584-8983 (R) 336-449-2051

Black, Michael Alec – HonLoc, OT 1980, FE 1984, Honorable Location 1992, SC: 1980 In School, 1982 Wesley Memorial Associate, 1982 Bethune, 1984 Stephenson Memorial, 1985 Spartanburg Methodist College-Director of Public Information, 1987 LOA, 1992 Honorable Location. PO Box 2131, Myrtle Beach 29578 (O) 843-448-7164 (R) 843-421-1869

Clardy, Cermette Justin Jr. – HonLocRet, OT 1963, FE 1969, Honorable Location 1974, SC: 1963 In School, 1965 Coor Religion MS State College, 1967 Chaplain-USA, 1969 Director Development Wofford, 1974 Honorable Location, 2010 Honorable Location Retired. PO Box 531, Isle of Palms 29451-0531 (O) 843-886-5757 (R) 843-886-4034

Cox, Christopher William – HonLoc, PM (OC) 1989, FE 1991, SC: 1989 Trinity, 1991 Ruby, 1992 LOA, 1994 Buncombe Street Pastoral Counseling Center, 12/31/2006 Honorable Location. 233 W Silverleaf Street, Greer 29650 (O) 864-788-7925 (R) 864-414-5615

Crowe, Chris Morris – HonLoc, OT 1975, FE 1978, Honorable Location 1990, SC: 1975 In School, 1977 Townville-Dickson Memorial, 1978 Greenville Urban Min., 1980 St. Matthew Associate, 1985 In School, 1990 LOA, 1990 Honorable Location. 1904 Monroe Drive, NE, Atlanta GA 30324

Davis, Gary Corbett – HonLoc, OT 1977, Honorable Location 1984, Honorable Location Retired 2006, SC: 1977 In School, 1978 CCOM, 1980 LOA, 1984 Honorable Location, 2006 Honorable Location Retired. 7168 Windmill Creek Road, Charleston 29414 (R) 843-556-1986

Detwiler, John Christopher – HonLoc, OT 1960, FE 1966, Honorable Location 1991, Honorable Location Retired 1997, SC: 1957 Spartanburg-Liberty, 1959 No record of appointment, 1960 In School, 1963 Chaplain Dor Dix Hospital, 1965 Chaplain Inst-Duke Hospital, 1985 Counselor, 1991 Honorable Location, 1997 Honorable Location Retired. 5321 Taproot Lane, Durham NC 27705-8113 (R) 919-489-5708

Evatt, John Robert Fulton – HonLoc, PM 1997, FE 2001, Honorable Location 2011, SC: 1997 Trinity, Conway Associate, 1999 Trinity Associate, 2001 First Myrtle Beach Associate, 2002 Walnut Grove, 2004 Red Bird Missionary Conference, 09/16/2005 LOA, 2011 Honorable Location. 614 N. Depot Street, Seneca 29678 (R) 864-882-7504

Ginn-Griffeth, Patricia – HonLoc, OT 1975, FE 1978, Honorable Location 1991, SC: 1975 In School, 1976 Walterboro Associate, 1977 Piedmont Park-Anderson Road, 1979 Dacusville-Antioch, 1983 Liberty Hill-Ebenezer, 1985 Alston Wilkes Society, 1986 LOA, 1991 Honorable Location. 560 Old Highway 20, Alexander NC 28701 (R) 828-243-9116

Greene, Warren Talmadge – HonLocRet, OT 1964, FE 1966, SC: 1958 Jackson Grove, 1960 Spring Hill, 1963 Walhalla-Chicopee, 1966 Division of Chaplains, 1969 Lowndesville, 1970 Honorable Location, 2007 Honorable Location Retired. 210 Stone Street, Pacolet Mills 29373 (R) 864-474-2175

Haney, John Stephen – HonLoc, SP, PM 1993, FE 1995, Honorable Location 2005, SC: 1991 Williamson, 1992 Vaucluse-Caper's Chapel, 1993 Green Pond, 1995 Fews Chapel-Jackson Grove, 1995 LOA, 1997 Christ, 01/16/01 Family Leave, 2005 Honorable Location. 302 Ridgecrest Circle, Greer 29651 (O) 864-355-4664 (R) 864-449-4339

Harper, Eugene James – HonLoc, OT 1964, FE 1967, Honorable Location 1974, SC: 1961 Charleston-St. John's, 1961 Chesnee, 1965 Prof.-Wofford College, 1967 In School, 1971 Prof. Soc. Greensboro Co., 1973 LOA, 1974 Honorable Location. 500 Harbison Blvd #1401, Columbia 29212 (R) 803-414-4780

Lupo, David Emory – HonLoc, OT 1982, FE 1985, Honorable Location 1994, SC: 1983 Berkley Charge, 1985 Carteret Street Associate, 1988 Lando Charge, 1992 Liberty-Bethlehem, 1994 Honorable Location. 2720 Brickmill Lane, Mount Pleasant 29466-7911 (O) 843-200-3758 (R) 843-856-9246

McCoy, Glenn Cordes – HonLoc, OT 1984, FE 1986, Honorable Location 2000, SC: 1984 St. Stephen, 1986 Associate, Trinity, Spartanburg, 1987 Fairmont, 1988 Central, Laurens, 1989 Counselor, Lander College, 1996 Counselor, Epworth Children's Home, 1997 LOA, 2000 Honorable Location. 5 Wild Iris Court, Columbia 29209 (O) 803-898-8790 (R) 803-695-1989

McDaniel, Linda Elkin – HonLoc, PM, Honorable Location 2003, SC: 1986 In School, 1988 Hebron Charge, 1993 East Lancaster, 1995 Mt. Hebron, 1997 Suber Marshall, 1997 LOA, 2003 Honorable Location. 5326 Cope Road, Cope 29038 (O) 803-534-7655 (R) 803-534-5456 (F) 803-534-5456

McDonald, Neal Alexander (Lex) – HonLoc, OT 1979, FE 1984, Honorable Location 1988, SC: 1979 In School, 1979 Sandy Springs-Zion, 1980 In School, 1982 Rehoboth-Mt. Bethel Charge, 1985 LOA, 1985 In School, 1986 Shandon Associate, 1988 Honorable Location, 2011 St. James, Columbia (FL). 3390 Pine Belt Road, Columbia 29204 (O) 803-217-9125 (R) 803-254-4157

Merck, James Jeffrey (Jeff) – HonLoc, PM 1992, FE 1996, Honorable Location 2004, SC: 1992 In School, 1994 Livingston-Pine Hill, 1997 Associate, Shandon, 1999 LOA, 2004 Honorable Location. 2937 Prentice Avenue, Columbia 29205-3850 (R) 803-931-0445

Middleton, Gregory Scott – HonLoc, OT 1983, FE 1986, Honorable Location 1995, SC: 1984 Hendersonville Charge, 1988 Fort Lawn Charge, 1992 Boone Hill, 1993 In School, 1995 Honorable Location. 107 Blackhawk Court, West Columbia 29169 (O) 803-939-0251 (R) 803-739-4720 (F) 803-732-8707

Newell, John Marion III – HonLoc, PM 1994, FE 1997 SC: 1994 In School, 1995 Jordan, 1997 Grace, Associate, 2001 Family Leave, 2002 Belvedere, 2003 LOA, 2010 Honorable Location. 3495 Heatherstone Way, Martinez GA 30907-6206 (R) 706-854-9544

Nivens, Cecil Ernest – HonLocRet, OT 1978, FE 1982, Honorable Location 1994, Honorable Location-Retired 2009, SC: 1971 Tatum-Hebron Circuit, 1972 Ashland-Hebron, 1974 Mullins Circuit, 1977 Easley-Zion, 1980 Conway Larger Parish, 1982 Lewis Memorial, 1986 Tranquil, 1989 Salem-St. Andrews, 2/28/90 LOA, 1994 Honorable Location, 2009 Honorable Location Retired. 3320 Randolph Park Road, Gastonia NC 28056-0304 (O) 704-867-9010 (R) 704-867-9010

Nivens, Rosemarie Whitener – HonLocRet, OT 1978, FE 1982, Honorable Location 1994, SC: 1978 Glenwood-Beulah, 1980 Conway Larger Parish, 1982 Epting Memorial, 1986 Ponala-Mt. Carmel, 1988 Mt. Lebanon-Kinards, 1989 Limestone Street, 1993 LOA, 1994 Honorable Location, 2010 Honorable Location Retired. 3320 Randolph Park Road, Gastonia NC 28056-0304 (O) 704-867-9010 (R) 704-867-9010

Pearcy, English Brown – HonLocRet, OT 1958, FE 1962, Honorable Location 1973, Honorable Location Retired 2000, SC: 1958 In School, 1960 Yemassee, 1964 Charleston-Epworth, 1968 Moncks Corner, 1969 In School, 1972 Lexington-Mt. Horeb, 1973 Honorable Location, 2000 Honorable Location Retired. 1129 Osage Avenue, West Columbia 29169-6917 (R) 803-794-8355

Prewett, Ernest Wroten Jr. – HonLocRet, OT 1963, FE 1967, Honorable Location 1970, Honorable Location Retired 2001, SC: 1963 In School, 1965 Little River-Wampee, 1968 Greenwood-Tranquil, 1970 Voluntary Location, 2001 Honorable Location Retired. 114 Live Oak Court, Greenwood 29649 (O) 864-223-7550 (R) 864-223-7550

Ritter, Audrey Geissinger – HonLoc, PM 1992, FE 1995 SC: 1992 Kershaw Charge. 1995 Cottageville, 1997 Ruby, 2001 Friendship (3/4), 2002 Ebenezer-Smyrna, 07/15/03 Ebenezer (3/4), 2004 Greeleyville-Lane, 12/15/2004 LOA, 2010 Honorable Location. 412 LeGrande Street, Manning 29102 (R) 803-435-4000

Rollins, Barbara Jean – HonLocRet, OT 1977, FE 1979, Honorable Location 1994, Honorable Location Retired 2004, SC: 1976 Anderson-Asbury Circuit, 1977 In School, 1978 Ridgeville Parish, 1979 Westminster-Chicopee, 1984 Greenwood-Tranquil, 1986 Simpsonville-Bethel, 1989 Langley, 1993 Sabbatical Leave, 1994 Honorable Location 2004 Honorable Location Retired. 5 Tracey Drive, North Augusta 29860-9655 (R) 803-278-0317

Salters, Larry Gail – HonLocRet, OT 1967, FE 1969, Honorable Location 1984, SC: 1966 Newberry Central, Ed. Associate, 1967 Clearwater, 1968 North Augusta-Grace Associate, 1970 Cottageville, 1975 Cannons, 1979 Piedmont-Bethesda, 1981 Sabbatical, 1982 In School, 1984 Honorable Location, 2010 Honorable Location Retired. 521 Water Garden Court, Irmo 29063-8405 (R) 803-269-1289

Turbeville, Ralston Wright – HonLoc, OT 1967, FE 1969, Honorable Location 1982, SC: 1967 Gaffney-Buford Street, 1968 Chicopee, 1969 In School, 1970 Chester Circuit, 1972 Spartanburg-Trinity Associate, 1974 Minister Church Society, 1975 Columbia-Pisgah-Mt. Pleasant, 1977 LOA, 1982 Honorable Location. 55 N Lake Circle, Manning 29102-9500 (R) 803-478-2624

Waddell, Howard Stokes III – HonLocRet, OT 1965, FE 1967, Honorable Location 1979, SC: 1936 Valley Falls, 1964 Not in list, 1965 In School, 1967 Greeleyville-Lane, 1970 Greeleyville-Kingstree, 1972 In School, 1974 Clinical Chaplain-Urban Service Center, 1977 Director Trinity Post Counseling Center, 1979 LOA, 1979 Honorable Location, 2007 Honorable Location Retired. 300 Edisto Avenue, Columbia 29205 (R) 803-243-0610

Wood, Sherry Morrow – HonLoc, PM 1995, FE 2001, SC: 1995 In School, 1997 Associate, Lexington, 1999 Carolina Medical Center, 2000 In School, 12/12/02 LOA, 2010 Honorable Location. 689 Mosswood Lane, Spartanburg 29301 (O) 864-595-6067 (R) 864-595-6067

Workman, George Mowry – HonLoc, PL 1991, PM 1992, FE 1995, Honorable Location 2000, SC: 1991 Lupo-Panola, 1993 Caper's Chapel-New Good Hope, 1996 Union Grove, 1998 Associate, St. John's, Anderson, 1999 LOA, 2000 Honorable Location. 440 Bowen Road, Anderson 29621 (O) 864-295-5440 (R) 864-226-3020

BUSINESS QUESTION 20

Ashley, Louis Randolph – LP20, LP20 2011 4645 Pecan Grove Road, Florence 29505 (O) 843-665-3063 (R) 843-665-6548

Balfour, Antoinette Parnell (Antionette) – LP20, 664 Parnell Road, Bennettsville 29512 (R) 843-479-4168

Bridges, Greta Louise – LP20, PL 2002, SC: 2002 Jamestown, 2008 Cokesbury Associate. 2892 Doncaster Drive, Charleston 29414 (R) 843-766-1060

Brookshire, Charles Nichols (Charlie) Sr. – FL, SP 2001, PL 2003, FL 2004, SC: 2001 Pomaria Charge, 2004 New Zion, 2009 Bethel-Ruhamah. Post Office Box 535, Iva 29655 (O) 864-348-7588 (R) 864-348-7029

Brown, Delbert Michelle – LP20, SP 2001, PL 2005, SC: 2001 Silas, 2006 Ruffin Parish. PO Box 522, Moncks Corner 29461 (O) 843-412-6021 (R) 843-899-3203

Brown, Isaiah (Isaiah) – LP20, LP20 2007 1040 Gray Road, Lake City 29560-4727 (R) 843-389-7576

Bullions, Andrew Carnegie (Andy) – LP20, PL 1999, LP20 10/23/08 , SC: 1999 Homeland Park, 2000 Homeland Park-Sandy Springs, 2007 Chiquola-Donalds, 10/23/08 Not Appointed. 140 Loftis Drive, Pelzer 29669 (R) 864-243-

Fajardo, Juan Augusto – LP20, Other Methodist Conference 07/01/2002, LP20 2009 SC: 07/01/2002 Anderson Hispanic Mission, 2005 Piedmont Hispanic Mission, 2009 Not Appointed. 905 Easley Bridge Road, Greenville 29611 (R) 864-295-4981

Gaskins, Joshua – LP20, PL 2002, LP20 2009, PL 01/01/2010, SC: 2002 St. Mary, Kingstree, 1/1/2010 Chesterfield Parish. 108 Hogan Drive, Nesmith 29580-3062 (R) 843-382-8824 (F) 843-382-9407

Gilbert, Dorothy Cooper – LP20, LP20 2010 PO Box 733, Kingstree 29556 (R) 843-355-2566

Gist, Janie A – PL, PL 2004, SC: 2004 Laurens Charge. 117 Loblolly Lane, Greenville 29607-5432 (O) 864-608-2660 (R) 864-627- 1695

Goulart, Robert Irving (Bob) – LP20, PL 08/01/2007, LP20 2010, SC: 08/01/2007 Few's Chapel, 2009 Piedmont Park, 2010 Not Appointed. 1626 Memorial Drive Ext, Greer 29651 (O) 864-414-5619 (R) 864-877-9948

Hoover, Robert Eugene – LP20, PL 03/01/2003, LP20 2010, SC: 03/01/2003 Dorchester Circuit, 2010 Not Appointed. 1342 Cypress Campground Road, Ridgeville 29472 (O) 843-563-2467 (R) 843-688-5356

Inman, Deloris Tart – LP20, LP20 2000, PL 01/01/04, LP20 2010, SC: 01/01/04 Andrew's Chapel, 2004 Asbury-Clio, 2010 Not Appointed. PO Box 1491, Marion 29571-6549 (O) 843-275-9841 (R) 843-275-9841

Jackson, Suzette Ursula – LP20, LP20 2007 325 Logan Avenue, Hartsville 29550 (R) 843-332-8721

Lee, Barbara Jean – LP20, 1517 Highland Court, Elgin 29045 (O) 803-896-4096 (R) 803-438-1271

Lowder, Elizabeth Ashley – LP20, PL 2008, SC: 2008 Pageland, 2009 Heath Springs Charge. 25 Inglewood Drive, Sumter 29150 (R) 803-237-9643

Malachi, Maye Emma – LP20, LP20 2002 2622 Hwy 177, Wallace 295965351 (O) 843-479-6801 (R) 843-537-

McKnight, Shirley A – LP20, LP20 2009 PO Box 886, Kingstree 29556 (O) 843-387-5151 (R) 843-382-2218

Priddy, Lawrence Emmett (Larry) – LP20, PL 2004, LP20 2005, SC: 2004 Allendale, 2005 Not Appointed. 13 Spar Pole Lane, Bluffton 29910 (O) 803-584-2363 (R) 843-757-9572

Pringle-Jones, Jerelene – LP20, PL 2001, SC: 2001 Mt. Pleasant, 2003 Macedonia-Wesley Grove, Cottageville, 2010 New Harmony-Robinson Chapel-Union. 205 West South 2nd Street, Seneca 29678 (O) 864-882-7356 (R) 864-886-8722

Singletary, Gracie Lee – LP20, LP20 2002 PO Box 396, Scranton 29591-0396 (O) 843-374-8685 (R) 843-389-7103

Stallworth, Edward Timothy III – LP20, 14 Cureton Street, Greenville 29605 (O) 864-967-3071 (R) 864-430-6215

Stiltz, Edward Jay (Edward Jay) – LP20, PL 1991, SP 1992, FL 1994, LP20 2007, SC: 1991 St. John, 1992 Rowesville, 1997 Ruffin Circuit, 2003 Jefferson, 2005 Tabernacle-Dawsey, 2007 Not Appointed. 2128 Royal Circle Lane, Charleston 29414 (R) 843-573-8632

Thomas, Palma Duncan – LP20, LP20 2011 743 East Spring Branch Road, Effingham 29541 (O) 843-736-1350 (R) 843-493-2689

Ward, Jon Price – PL, PL 01/01/2008, SC: 01/01/2008 Faith, Greer. 3141 South Highway 14, Greenville 29615 (O) 864-877-0308 (R) 864-288-6926

Whetstone, Booker Theodis – LP20, SP 1997, FL 2000, LP20 2009, SC: 1997 Anderson Circuit, 2002 Bethel, St. Stephen, 2009 Not Appointed. 729 Pembrooke Lane, Orangeburg 29118 (R) 803-534-8764

General and Jurisdictional Conference Delegations

DELEGATION MEMBERS

The General Conference of The United Methodist Church

April 24 – May 4, 2012

Tampa, Florida

Clergy	**Lay**
W. Timothy McClendon	Joe Heyward
Kenneth L. Nelson	Carolyn Briscoe
Timothy J. Rogers	Michael Cheatham
Robin Dease	Elizabeth J. Patterson
Sara Ann White	James H. Salley
Katherine L. James	Herman B. Lightsey
Susan Paige Leonard-Ray	Barbara Ware
Stephen Phillip Taylor	John A. Redmond
Hayes Timothy Gainey, Jr.	David V. Braddon

The Southeastern Jurisdictional Conference

July 18 – 20, 2012

Lake Junaluska, North Carolina

Clergy	**Lay**
Megan Lynn Gray	Marilyn Murphy
Telley Lynnette Gadson	Emily M. Rogers
Michael Andrew Turner	RubieLee L. Addison
Patricia Jean Parrish	Brenda B. Hook
Mary Victoria Teasley	Martha Fridy Thompson
John Wesley Hipp	Linda J. DuRant
Constance Nelson Barnes	Skyler E. Nimmons
James Leroy Friday	Edd William Cunningham
John Wesley Culp	Jeanie Blankenbaker

Reserves

Clergy	**Lay**
Jeffery Grant Kersey	Earline Haywood Ulmer
Narcie McClendon Jeter	Ray McCoy
Thomas Jesse Bowman, Sr.	Jean Doscher

II. REPORT OF THE STATISTICIAN FOR 2010
CONDENSED REPORT

Line #	Item	2010 Totals	Change Compared to 2009
Table 1			
	Church Membership		
1	Total professing members at beginning of year	237,764	
2.a	Received this year on Profession of Christian Faith	3,419	153
2.b	Restored by affirmation	246	(29)
2.c	Correct previous year's reporting errors by addition	466	189
3	Transferred in from other United Methodist Churches	1,946	(9)
4	Transferred in from non-United Methodist churches	1,924	(151)
5.a	Removed by Charge Conference Action	(2,391)	(1,295)
5.b	Withdrawn from Professing Membership	(819)	(200)
5.c	Correct previous year's reporting errors by subtraction	(1,250)	642
6	Transferred out to other United Methodist Churches	(1,325)	(103)
7	Transferred out to non-United Methodist Churches	(973)	214
8	Removed by death	(3,191)	(50)
9	**Total full members at close of current year**	**235,816**	
	Racial/Ethnic Identification:		
9.a	Asian	713	203
9.b	African American/Black	44,338	(3,320)
9.c	Hispanic/Latino	554	(233)
9.d	Native American	111	(7)
9.e	Pacific Islander	75	(1,214)
9.f	White	178,029	(8,687)
9.g	Multi-Racial	1,124	513
9.h	Females	135,724	(845)
9.i	Males	100,177	(943)
10	Avg attendance at all weekly worship services	93,701	(1,343)
11	Number of persons baptized this year (all ages)	2,528	(506)
12	Total Baptized Members who have not become Professing Members	19,595	585
13	Number of other constituents	18,666	341
14	Total enrolled in confirmation classes this year	2,100	(191)
	Christian Formation Groups		
15	Number of Children in all Christian formation groups and other small group ministries 0-11	20,363	382
16	Number of Youth in all Christian formation groups and other small group ministries 12-18	11,564	374
17	Number of Young Adults in all Christian formation groups and other small group ministries 19-30	7,311	(438)
18	Number of Other Adults in all Christian formation groups and other small group ministries 31 and older	49,194	(135)
19	Total Christian formation participants	88,432	183
20	Average weekly attendance (all ages) in Sunday Church school	40,769	(1,282)
21	Number of person (all ages) active in covenant discipleship groups	10,204	(207)
22	Number of participants in Vacation Bible School	40,298	231
23	Number of ongoing classes (all ages) for learning in Sunday Church school	5,185	(648)
24	Number of ongoing classes for learning (all ages) other than Sunday Church school	2,061	(412)
25	Number of short-term classes and groups (all ages) for learning	2,580	(389)
	United Methodist Men		
26	Membership in UMM	11,869	(227)
27	Amount Paid for Projects UMM	613,226	(134,420)
	United Methodist Women		
28	Membership in UMW	24,984	2,211
29	Amount paid for local church and community work UMW	870,207	(38,956)
	United Methodist Volunteers in Mission		
30.a	Number UMVIM teams sent from local church	1,343	1,078
30.b	Number of persons sent out on UMVIM teams	645	(140)

Line #	Item	2010 Totals	Change Compared to 2009
	Other Ministries		
31.a	Number of other mission teams sent from this local church	1,445	356
31.b	Number of persons sent out on other mission teams from this local church	10,344	1,210
32	Number of community ministries for daycare and/or education	886	162
33	Number of persons served by community ministries for daycare and/or education	179,626	152,880
34	Number of community ministries for outreach, justice, and mercy	3,672	793
35	Number of persons served by community ministries for outreach, justice, and mercy	1,611,768	1,370,030

Table 2

	Property and Other Assets		
36	Market value of church land, buildings and equipment	1,807,131,971	201,174,629
37	Market value of other church-owned assets	122,515,446	(803,614)
38	Debts secured by church physical assets	115,741,146	12,759,299
39	Other indebtedness (current expenses, etc.)	9,545,997	755,054
	Benevolences		
40.a	Total amount APPORTIONED to the local church for all causes paid to the AC Treasurer	17,531,956	(489,606)
40.b	Total amount PAID by the local church for all apportioned causes to the AC Treasurer	14,677,892	(523,051)
41.a	Total amount APPORTIONED to the local church for all causes directly paid to the DISTRICT	-	0
41.b	Total amount PAID by the local church for apportioned causes directly paid to the DISTRICT	-	0
42	Total amount for General Advance Specials remitted to the AC Treasurer	769,298	716,916
43	Total amount for World Service Specials remitted to the AC Treasurer	-	(113,781)
44	Total amount for Annual Conference Advance specials remitted to the AC Treasurer	52,603	(30,965)
45	Total amount for the Youth Service fund remitted to the AC Treasurer	874	(1,624)
46	Total amount of all other funds sent to AC Treasurer for connectional mission and ministry	303,704	64,298
47	Total Annual Conference Special Sunday Offerings remitted to the AC Treasurer	702,509	(7,929)
48	Total amount given directly to UM causes (not sent to AC Treasurer)	1,864,152	489,299
49	Total amount given to non-United Methodist benevolent and charitable causes	4,896,652	(432,524)
50.a	Human Relations Day	5,978	(2,656)
50.b	One Great Hour of Sharing	20,789	(11,370)
50.c	Peace with Justice	6,138	(1,140)
50.d	Native American Ministries	15,436	(2,093)
50.e	World Communion	10,795	(722)
50.f	UM Student Day	9,390	3,315
	Direct Billing		
51	Total amount paid by the local church for all direct-billed clergy non-health benefits	4,528,585	(770,971)
52	Total amount paid by the local church for all direct-billed clergy health benefits	3,966,471	273,660
	Local Church Operating Expense		
53	Total amount paid in base compensation to the pastor	26,479,175	338,739
54	Total amount paid in base compensation to all associate pastors assigned by the bishop	1,353,356	(141,705)
55	Total amount paid to/for pastor and associates for housing and utilities and/or related allowances	4,746,912	70,300
56	Total amount paid to pastor and associate(s) for accountable reimbursements	2,806,779	(43,220)
57	Total amount paid to pastor and associate(s) for any other cash allowances (non-accountable)	450,144	(36,278)
58	Total amount paid in salary and benefits for Deacons	1,139,728	29,901
59	Total amount paid in salary and benefits for Diaconal Ministers	145,907	(70,952)
60	Total amount paid in salary and benefits for all other church staff	30,115,495	324,410
61	Total amount spent for local church program expenses	8,590,357	(525,839)
62	Total amount spent for other local church operating expenses	29,783,893	9,340
63	Total amount paid for principal and interest on indebtedness, loans, mortgages, etc.	17,037,494	867,613
64	Total amount paid on capital expenditures for building, improvements, and major equipment purchases	12,120,687	(4,813,840)
65	**TOTAL AMOUNT PAID BY THE LOCAL CHURCH ON ALL EXPENDITURES**	**166,601,132**	(4,342,930)

Line #	Item	2010 Totals	Change Compared to 2009
Table 3			
	Annual Operating & Benevolence Budget Funding Sources		
66	Number of households giving to the local church	89,545	(60,152)
67.a	Amount received through pledges	66,001,297	(3,403,953)
67.b	Amount received from non-pledging, but identified givers	69,012,814	384,900
67.c	Amount received from unidentified givers	4,252,318	(470,871)
67.d	Amount received from Interest and Dividends	467,189	(152,729)
67.e	Amount received through Sale of Church Assets	186,222	(7,338)
67.f	Amount received through building use fees, contributions, and rentals	1,327,495	152,912
67.g	Amount received through fundraisers and other sources	3,647,849	349,647
67	**Total income for annual budget/spending plan**	**144,895,224**	(3,147,392)
	Funding for Capital & Other Special Projects		
68.a	Capital Campaign	11,053,143	(668,653)
68.b	Memorials, Endowments, Bequests	4,958,864	825,017
68.c	Other Sources & Projects	1,396,140	(283,056)
68.d	Amount received for Special Sundays, General Advance specials, World Service Specials, Conference Advance Specials and other forms of directed benevolent (charitable) giving	2,599,569	710,976
68	**Total income for designated causes including capital campaign and other special projects**	**20,007,716**	584,284
	Funding From District, Conference, SEJ or General Church		
69.a	Equitable Compensation Funds	200,243	(12,123)
69.b	Advanced Special, apportioned and connectional funds received by church	223,031	96,222
69.c	Other grants and financial support from institutional sources	378,362	184,133
69	**Total income from connectional and other institutional sources outside the local church**	**801,636**	268,232

ANDERSON DISTRICT	TABLE NO. 1 STATISTICAL REPORT															
	Church Membership															
Church Name	Total Professing Members at Close of last year	Received this year on Profession of Christian Faith	Restored by affirmation	Correct previous year's reporting errors of total professing membership numbers by addition	Transferred in from other United Methodist Churches	Transferred in from non-United Methodist churches	Removed by Charge Conference Action	Withdrawn from Professing Membership	Correct previous year's reporting errors of total professing membership numbers by subtraction	Transferred out to other United Methodist Churches	Transferred out to non-United Methodist Churches	Removed by death	Total Professing Members at close of this year	Asian	African American/Black	Hispanic/Latino
	1	2.a	2.b	2.c	3	4	5.a	5.b	5.c	6	7	8	9	9.a	9.b	9.c
ANN HOPE	71	-	-	-	5	-	-	-	-	-	-	5	71	-	-	-
ARIAL	49	3	-	-	-	1	-	-	-	-	-	2	51	-	-	-
BELLS	222	11	-	-	2	2	-	-	-	3	4	2	228	-	-	-
BETHEL/ANDERSON	39	-	-	-	-	-	-	10	-	-	-	-	29	-	-	-
BETHEL/IVA	57	-	-	-	-	-	-	-	-	-	2	1	54	-	-	-
BETHEL/PENDLETON	171	3	-	-	-	-	-	-	-	-	1	4	169	-	167	-
BETHESDA	855	10	-	-	6	7	179	147	12	1	9	7	523	-	-	-
BETHLEHEM/ANDERSON	18	-	-	-	-	-	-	-	-	-	-	-	18	-	24	-
BEULAH	12	1	-	-	-	-	-	7	-	-	5	-	1	-	-	-
CALHOUN FALLS	105	-	-	5	-	-	-	-	-	-	-	-	110	-	-	-
CENTRAL	87	1	-	-	-	5	-	-	-	-	-	2	91	1	78	-
CHICOPEE	71	-	-	-	4	-	-	-	-	-	-	2	73	-	-	-
CHIQUOLA	69	-	-	-	-	-	-	-	-	-	-	2	67	1	-	-
CLEMSON	943	3	-	-	14	6	-	-	-	2	8	13	943	7	4	1
DICKSON MEMORIAL	206	-	2	-	1	4	-	-	-	3	1	4	205	-	-	-
DONALDS	7	-	-	-	-	-	-	-	-	-	-	-	7	-	-	-
DOUBLE SPRINGS	42	-	-	-	-	-	-	-	-	1	-	1	40	-	-	-
EASLEY CHAPEL	138	-	-	-	-	-	-	-	-	-	-	4	134	134	-	-
EBENEZER	50	-	-	-	1	-	-	-	-	-	-	3	48	-	-	-
EMMANUEL	90	-	-	-	-	-	-	-	-	-	-	1	89	-	89	-
FAIRFIELD	90	-	-	-	-	-	-	-	5	-	-	3	82	-	81	-
FAIRVIEW	109	1	-	-	3	4	-	-	-	-	-	1	116	-	-	-
FIRST/EASLEY	889	8	-	-	10	10	2	-	-	2	-	15	898	2	-	1
FRIENDSHIP	77	1	-	3	-	1	2	-	-	1	-	1	78	-	-	-
GILGAL	38	-	-	-	-	-	-	-	-	-	-	1	37	-	-	-
GRACE/ABBEVILLE	341	5	1	-	4	8	-	-	-	2	6	1	350	-	-	-
GRACE/PICKENS	641	7	4	-	9	9	-	2	9	6	23	10	620	-	4	-
GRACE/WILLIAMSTON	166	-	-	-	2	-	59	-	-	-	-	1	108	-	1	-
HEBRON	67	2	-	-	2	-	-	-	-	-	-	1	70	-	-	-
HOMELAND PARK	57	-	-	-	-	-	-	8	7	-	-	-	42	-	-	-
HOPEWELL	60	2	-	-	-	-	-	-	-	-	-	3	59	-	-	-
JOHN WESLEY/ANDERSON	98	-	-	-	1	-	-	-	-	-	-	1	98	-	-	-
JOHN WESLEY/EASLEY	94	4	-	-	-	-	-	-	-	-	-	3	95	-	95	-
LATIMER MEMORIAL	202	-	-	-	-	1	-	-	-	-	-	1	202	-	-	-
LAWRENCE CHAPEL	310	1	-	-	2	-	-	3	28	6	-	7	269	-	-	-
LIBERTY	130	-	-	-	-	6	-	-	-	-	1	4	131	-	-	-

ANDERSON DISTRICT	TABLE NO. 1 STATISTICAL REPORT															
	Church Membership															
Church Name	Total Professing Members at Close of last year	Received this year on Profession of Christian Faith	Restored by affirmation	Correct previous year's reporting errors of total professing membership numbers by addition	Transferred in from other United Methodist Churches	Transferred in from non-United Methodist churches	Removed by Charge Conference Action	Withdrawn from Professing Membership	Correct previous year's reporting errors of total professing membership numbers by subtraction	Transferred out to other United Methodist Churches	Transferred out to non-United Methodist Churches	Removed by death	Total Professing Members at close of this year	Asian	African American/Black	Hispanic/Latino
	1	2.a	2.b	2.c	3	4	5.a	5.b	5.c	6	7	8	9	9.a	9.b	9.c
MAIN ST/ABBEVILLE	341	-	-	-	-	1	-	-	-	6	2	4	330	-	1	-
MARSHALL MEMORIAL	95	-	-	-	1	-	-	-	-	-	-	1	95	-	-	-
MOORES CHAPEL	19	-	-	-	-	-	-	-	-	-	-	-	19	-	19	-
MT BETHEL	68	1	-	-	-	3	-	-	-	1	-	15	56	-	3	1
MT PLEASANT	59	-	-	-	-	-	-	-	-	-	-	-	59	-	59	-
MT SINAI	35	-	-	-	-	-	-	16	-	-	-	-	19	-	19	-
MT ZION	168	1	-	-	5	6	-	-	-	2	-	4	174	-	-	-
NEW GOLDEN GROVE	33	-	-	-	-	-	-	-	-	-	-	-	33	-	29	1
NEW HARMONY	101	-	-	-	1	1	5	-	-	-	1	2	95	-	94	-
NEW HOPE	200	2	-	16	2	1	1	3	-	5	11	4	197	-	-	-
ORRVILLE	81	-	-	-	3	-	-	-	-	1	-	4	79	-	-	-
PELZER	96	-	-	-	-	-	-	5	-	-	-	2	89	-	-	-
PENDLETON	474	2	-	-	7	9	-	-	-	4	-	5	483	-	2	3
PORTER CHAPEL	189	1	-	-	-	3	-	-	-	1	-	15	177	-	3	1
ROBINSON CHAPEL	118	-	-	24	-	-	-	3	-	-	-	3	136	-	133	-
ROCK SPRINGS	32	-	-	-	-	-	-	-	-	-	-	-	32	-	-	-
RUHAMAH	62	-	-	-	-	-	-	-	-	-	-	-	62	1	-	-
SALEM	102	9	-	-	2	2	7	-	-	-	-	1	107	-	-	1
SANDY SPRINGS	23	-	-	-	2	-	-	-	-	-	-	1	24	-	-	-
SHARON/ABBEVILLE	80	-	-	-	2	1	-	-	-	-	-	-	83	-	-	-
SHILOH/DUE WEST	46	-	-	-	-	-	-	-	-	-	-	-	46	-	-	-
SHILOH/PIEDMONT	342	2	-	-	-	-	-	-	-	6	1	4	333	2	-	-
SMYRNA	94	8	-	4	-	1	-	-	-	-	-	-	107	2	-	-
ST ANDREW	434	-	-	-	2	-	-	-	-	3	4	8	421	-	2	-
ST JAMES/BELTON	7	-	-	-	-	-	-	-	-	-	-	-	7	-	7	-
ST JOHN'S	1,568	8	-	-	6	4	-	-	58	19	7	22	1,480	-	1	1
ST LUKE / WALHALLA	158	-	1	-	2	2	-	-	-	-	3	6	154	-	-	-
ST MARK	1,159	22	-	2	12	15	-	11	-	6	7	12	1,174	-	1	1
ST PAUL	123	-	-	-	-	-	-	-	-	-	-	-	123	-	-	-
STARR	68	1	-	-	-	1	-	-	-	1	-	-	69	-	-	-
TABOR	134	-	-	-	-	-	-	-	-	-	-	1	133	-	5	-
THOMPSON CENTENNIAL	132	-	-	-	-	-	-	-	-	-	-	2	130	-	130	-
TOXAWAY	92	-	-	-	-	-	-	-	-	-	2	-	90	-	7	-
TRINITY/ANDERSON	989	13	-	-	18	28	-	-	-	7	24	8	1,009	-	-	-
TRINITY/HONEA PATH	230	2	-	-	7	2	-	-	-	-	-	2	239	-	-	-
UNION GROVE	158	-	-	-	3	1	-	-	-	-	-	1	161	-	-	-

ANDERSON DISTRICT	TABLE NO. 1 STATISTICAL REPORT															
	Church Membership															
Church Name	Total Professing Members at Close of last year	Received this year on Profession of Christian Faith	Restored by affirmation	Correct previous year's reporting errors of total professing membership numbers by addition	Transferred in from other United Methodist Churches	Transferred in from non-United Methodist churches	Removed by Charge Conference Action	Withdrawn from Professing Membership	Correct previous year's reporting errors of total professing membership numbers by subtraction	Transferred out to other United Methodist Churches	Transferred out to non-United Methodist Churches	Removed by death	Total Professing Members at close of this year	Asian	African American/Black	Hispanic/Latino
	1	2.a	2.b	2.c	3	4	5.a	5.b	5.c	6	7	8	9	9.a	9.b	9.c
WESTMINSTER	115	3	-	1	-	-	-	-	-	-	-	4	115	-	-	-
ZION/ANDERSON	245	-	-	-	2	-	-	-	-	5	-	3	239	1	-	-
ZION/EASLEY	85	4	1	-	-	-	-	-	-	-	-	3	87	-	1	-
ZION/WALHALLA	8	-	-	-	-	-	-	-	-	-	-	-	8	-	-	-
TOTALS	**15,234**	**142**	**9**	**55**	**143**	**145**	**255**	**215**	**119**	**94**	**122**	**243**	**14,680**	**151**	**1,059**	**11**

ANDERSON DISTRICT	TABLE NO. 1 STATISTICAL REPORT (continued)													
	Church Membership (continued)											Christian Formation Groups		
Church Name	Native American	Pacific Islander	White	Multi-Racial	Females	Males	Average attendance at all weekly worship services	Number of persons baptized this year (all ages)	Total Baptized Members who have not become Professing Members	Number of other constituents	Total enrolled in confirmation classes This Year	Number of Children in all Christian formation groups and other small group ministries 0-11	Number of Youth in all Christian formation groups and other small group ministries 12-18	Number of Young Adults in all Christian formation groups and other small group ministries 19-30
	9.d	9.e	9.f	9.g	9.h	9.i	10	11	12	13	14	15	16	17
ANN HOPE	-	-	71	-	35	36	31	-	3	-	-	18	-	6
ARIAL	-	-	51	-	29	22	34	-	-	25	-	11	5	4
BELLS	-	-	232	-	118	110	80	4	30	32	9	21	19	16
BETHEL/ANDERSON	-	-	29	-	19	10	9	-	-	-	-	-	-	-
BETHEL/IVA	-	-	54	-	36	18	30	-	-	-	-	-	-	-
BETHEL/PENDLETON	-	-	2	-	119	50	60	1	-	15	6	22	10	8
BETHESDA	-	-	-	523	280	243	450	7	56	32	6	82	65	30
BETHLEHEM/ANDERSON	-	-	-	-	15	3	22	-	-	-	-	-	-	-
BEULAH	-	-	10	-	1	-	4	-	-	-	-	-	-	-
CALHOUN FALLS	-	-	110	-	69	41	30	1	1	-	-	-	2	-
CENTRAL	-	-	7	7	48	43	55	1	-	3	4	9	7	8
CHICOPEE	-	-	73	-	47	26	32	-	-	4	-	-	-	-
CHIQUOLA	-	-	66	-	46	21	27	-	-	-	-	4	3	7
CLEMSON	1	-	930	2	505	438	412	6	150	75	20	141	75	85
DICKSON MEMORIAL	-	-	204	1	126	79	113	-	14	54	-	9	13	9
DONALDS	-	-	7	-	5	2	7	-	-	-	-	-	-	-
DOUBLE SPRINGS	-	-	40	-	24	16	18	-	-	7	-	-	-	-
EASLEY CHAPEL	-	-	-	-	105	29	55	3	3	15	-	10	7	10
EBENEZER	-	-	-	-	30	18	22	-	-	-	-	-	-	-
EMMANUEL	-	-	-	-	50	39	40	-	-	-	-	3	5	10
FAIRFIELD	-	-	-	1	59	23	60	-	-	-	-	12	9	7
FAIRVIEW	-	-	116	-	68	48	45	1	-	-	-	18	4	3
FIRST/EASLEY	-	-	891	4	484	414	257	4	86	172	8	98	55	12
FRIENDSHIP	-	-	78	-	46	32	35	2	1	9	-	11	4	-
GILGAL	-	-	37	-	24	13	25	-	5	1	-	4	-	-
GRACE/ABBEVILLE	-	-	350	-	218	132	345	5	11	71	4	73	43	40
GRACE/PICKENS	-	-	616	-	297	323	190	1	1	78	2	28	20	46
GRACE/WILLIAMSTON	-	-	107	1	88	20	55	-	-	7	-	7	8	-
HEBRON	-	-	64	-	38	32	27	1	2	5	2	15	13	6
HOMELAND PARK	-	-	42	-	28	14	9	-	-	-	-	-	-	-
HOPEWELL	-	-	59	-	33	26	-	-	-	-	2	5	-	-
JOHN WESLEY/ANDERSON	-	-	98	-	58	40	50	1	7	25	-	12	4	-
JOHN WESLEY/EASLEY	-	-	-	-	69	26	43	3	-	-	5	3	2	4
LATIMER MEMORIAL	-	-	202	-	123	79	55	-	-	-	-	7	2	-
LAWRENCE CHAPEL	-	-	269	-	158	111	97	-	15	25	1	17	14	2
LIBERTY	-	-	131	-	77	54	50	1	1	2	-	5	4	-

ANDERSON DISTRICT	TABLE NO. 1 STATISTICAL REPORT (continued)													
	Church Membership (continued)											Christian Formation Groups		
Church Name	Native American	Pacific Islander	White	Multi-Racial	Females	Males	Average attendance at all weekly worship services	Number of persons baptized this year (all ages)	Total Baptized Members who have not become Professing Members	Number of other constituents	Total enrolled in confirmation classes This Year	Number of Children in all Christian formation groups and other small group ministries 0-11	Number of Youth in all Christian formation groups and other small group ministries 12-18	Number of Young Adults in all Christian formation groups and other small group ministries 19-30
	9.d	9.e	9.f	9.g	9.h	9.i	10	11	12	13	14	15	16	17
MAIN ST/ABBEVILLE	-	-	329	-	189	141	146	3	19	30	-	10	11	-
MARSHALL MEMORIAL	-	-	-	-	60	35	25	-	-	-	-	-	-	-
MOORES CHAPEL	-	-	-	-	10	9	10	-	-	3	-	-	-	-
MT BETHEL	-	-	405	-	35	21	85	2	36	18	-	9	3	2
MT PLEASANT	-	-	-	-	39	20	40	-	-	-	-	-	-	-
MT SINAI	-	-	-	-	12	7	15	-	-	-	-	-	-	-
MT ZION	-	-	174	-	88	86	96	1	5	6	-	4	7	2
NEW GOLDEN GROVE	-	-	1	2	23	10	-	-	-	7	-	-	-	-
NEW HARMONY	-	-	1	-	61	34	40	1	1	6	-	5	-	2
NEW HOPE	-	-	196	1	113	84	96	1	5	36	2	16	11	6
ORRVILLE	-	-	80	-	59	20	20	-	-	-	-	-	-	-
PELZER	-	-	104	-	60	29	25	-	-	-	-	-	-	-
PENDLETON	-	-	476	2	280	203	183	4	58	54	-	38	139	9
PORTER CHAPEL	-	-	405	-	96	81	85	2	36	18	-	9	3	2
ROBINSON CHAPEL	-	-	2	1	88	48	27	-	136	-	-	10	3	-
ROCK SPRINGS	1	-	31	-	18	14	34	-	-	24	-	-	-	-
RUHAMAH	-	-	-	-	33	29	30	-	-	3	-	-	-	-
SALEM	-	-	105	1	60	47	65	2	5	36	-	33	11	6
SANDY SPRINGS	-	-	24	-	16	8	15	-	-	-	-	-	-	-
SHARON/ABBEVILLE	-	-	83	-	46	37	47	2	12	31	-	3	2	-
SHILOH/DUE WEST	-	-	46	-	23	23	31	-	8	6	-	6	5	-
SHILOH/PIEDMONT	-	-	331	-	180	153	116	1	6	36	-	10	12	10
SMYRNA	-	-	105	-	64	43	53	9	26	17	-	19	6	-
ST ANDREW	-	1	418	-	247	174	184	3	60	116	-	43	18	8
ST JAMES/BELTON	-	-	-	-	2	5	-	-	-	-	-	3	-	-
ST JOHN'S	-	1	1,477	-	781	699	387	6	150	158	7	78	83	74
ST LUKE / WALHALLA	1	-	153	-	109	45	70	-	20	37	-	9	10	-
ST MARK	-	-	1,172	-	644	530	466	7	6	24	7	36	42	26
ST PAUL	-	-	123	-	73	50	40	-	-	-	-	9	-	-
STARR	-	-	68	-	54	15	16	1	2	-	-	-	-	15
TABOR	1	-	-	-	78	55	68	-	-	27	-	11	5	3
THOMPSON CENTENNIAL	-	-	-	-	103	27	78	-	-	-	-	5	16	9
TOXAWAY	-	-	83	-	58	32	18	-	13	15	-	10	-	-
TRINITY/ANDERSON	-	-	1,009	-	464	545	376	17	88	47	5	93	35	18
TRINITY/HONEA PATH	-	-	239	-	124	115	78	3	16	20	2	10	8	14
UNION GROVE	-	-	-	-	100	61	85	-	-	-	-	5	7	3

ANDERSON DISTRICT	TABLE NO. 1 STATISTICAL REPORT (continued)													
	Church Membership (continued)											Christian Formation Groups		
Church Name	Native American	Pacific Islander	White	Multi-Racial	Females	Males	Average attendance at all weekly worship services	Number of persons baptized this year (all ages)	Total Baptized Members who have not become Professing Members	Number of other constituents	Total enrolled in confirmation classes This Year	Number of Children in all Christian formation groups and other small group ministries 0-11	Number of Youth in all Christian formation groups and other small group ministries 12-18	Number of Young Adults in all Christian formation groups and other small group ministries 19-30
	9.d	9.e	9.f	9.g	9.h	9.i	10	11	12	13	14	15	16	17
WESTMINSTER	-	-	-	-	60	55	48	1	18	-	-	9	-	12
ZION/ANDERSON	-	-	241	-	125	114	130	1	28	15	3	16	8	8
ZION/EASLEY	-	-	-	-	53	34	40	4	4	10	1	-	-	-
ZION/WALHALLA	-	-	-	-	4	4	8	-	-	-	-	-	-	-
TOTALS	**4**	**2**	**12,827**	**546**	**8,307**	**6,373**	**6,250**	**113**	**1,144**	**1,457**	**96**	**1,154**	**838**	**542**

ANDERSON DISTRICT	TABLE NO 1 STATISTICAL REPORT (continued)									
	Christian Formation Groups (continued)								UMMen	
Church Name	Number of Other Adults in all Christian formation groups and other small group ministries 31 and older	Total Christian formation participants	Average weekly attendance (all ages) in Sunday Church school	Number of persons (all ages) active in covenant discipleship groups	Number of participants in Vacation Bible School	Number of ongoing classes (all ages) for learning in Sunday Church School	Number of ongoing classes for learning (all ages) other than Sunday Church School	Number of short-term classes and groups (all ages) for learning	Membership in United Methodist Men	Amount Paid for Projects UMM
	18	19	20	21	22	23	24	25	26	27
ANN HOPE	41	65	-	-	-	-	1	-	-	-
ARIAL	19	39	25	-	26	3	1	-	-	-
BELLS	78	134	52	-	90	7	-	-	-	-
BETHEL/ANDERSON	-	-	-	-	-	-	-	-	-	-
BETHEL/IVA	6	6	16	-	-	2	-	1	-	-
BETHEL/PENDLETON	42	82	15	-	50	3	1	2	14	290
BETHESDA	312	489	255	18	188	17	12	4	30	2,562
BETHLEHEM/ANDERSON	-	-	18	-	12	-	-	-	-	-
BEULAH	-	-	-	-	-	-	-	-	-	-
CALHOUN FALLS	21	23	-	-	-	14	-	-	6	-
CENTRAL	37	61	40	-	25	2	2	4	17	700
CHICOPEE	16	16	6	10	-	1	1	-	8	-
CHIQUOLA	8	22	16	7	12	4	-	1	-	-
CLEMSON	188	489	132	-	122	15	5	10	-	-
DICKSON MEMORIAL	83	114	71	-	30	6	-	3	-	-
DONALDS	-	-	7	-	-	-	-	-	-	-
DOUBLE SPRINGS	-	-	-	-	-	-	-	-	-	-
EASLEY CHAPEL	20	47	30	25	40	15	-	-	11	-
EBENEZER	-	-	20	-	-	2	-	-	3	-
EMMANUEL	24	42	12	11	50	2	1	-	9	550
FAIRFIELD	-	28	15	16	30	2	2	-	12	600
FAIRVIEW	17	42	38	6	16	5	2	-	-	-
FIRST/EASLEY	225	390	159	43	122	17	1	3	30	-
FRIENDSHIP	9	24	22	-	18	2	-	-	-	-
GILGAL	10	14	13	-	-	3	1	-	-	-
GRACE/ABBEVILLE	114	270	78	175	160	13	6	11	35	-
GRACE/PICKENS	62	156	115	18	52	13	-	3	30	4,115
GRACE/WILLIAMSTON	30	45	27	12	15	5	2	1	-	-
HEBRON	6	40	22	-	29	4	2	2	12	167
HOMELAND PARK	-	-	-	-	-	-	-	-	-	-
HOPEWELL	54	59	23	-	-	3	-	-	-	-
JOHN WESLEY/ANDERSON	21	37	22	-	-	4	1	-	-	-
JOHN WESLEY/EASLEY	11	20	8	-	8	8	-	3	18	-
LATIMER MEMORIAL	52	61	39	5	12	6	2	2	17	290
LAWRENCE CHAPEL	56	89	44	-	60	7	-	1	17	4,700
LIBERTY	34	43	25	15	-	5	-	8	-	-

ANDERSON DISTRICT	TABLE NO 1 STATISTICAL REPORT (continued)									
	Christian Formation Groups (continued)								UMMen	
Church Name	Number of Other Adults in all Christian formation groups and other small group ministries 31 and older	Total Christian formation participants	Average weekly attendance (all ages) in Sunday Church school	Number of persons (all ages) active in covenant discipleship groups	Number of participants in Vacation Bible School	Number of ongoing classes (all ages) for learning in Sunday Church School	Number of ongoing classes for learning (all ages) other than Sunday Church School	Number of short-term classes and groups (all ages) for learning	Membership in United Methodist Men	Amount Paid for Projects UMM
	18	19	20	21	22	23	24	25	26	27
MAIN ST/ABBEVILLE	40	61	51	-	72	8	1	17	23	1,200
MARSHALL MEMORIAL	-	-	25	-	8	1	1	-	-	-
MOORES CHAPEL	6	6	9	-	-	-	-	-	-	-
MT BETHEL	70	84	46	4	35	6	1	4	18	550
MT PLEASANT	-	-	-	-	-	1	1	-	-	-
MT SINAI	-	-	9	-	50	1	1	-	5	-
MT ZION	26	39	35	4	4	4	1	1	23	1,000
NEW GOLDEN GROVE	-	-	-	-	-	-	-	-	-	-
NEW HARMONY	30	37	5	-	25	1	1	-	20	380
NEW HOPE	18	51	52	13	12	6	3	2	31	665
ORRVILLE	-	-	22	-	-	3	1	-	3	-
PELZER	-	-	8	6	-	-	-	-	-	-
PENDLETON	141	327	119	13	57	11	5	3	39	6,220
PORTER CHAPEL	70	84	46	4	35	6	1	4	18	550
ROBINSON CHAPEL	5	18	4	-	75	1	2	-	-	-
ROCK SPRINGS	-	-	4	-	-	1	-	1	-	-
RUHAMAH	10	10	10	-	-	1	-	1	-	-
SALEM	32	82	42	-	-	5	-	5	15	-
SANDY SPRINGS	-	-	-	-	-	-	-	-	-	-
SHARON/ABBEVILLE	12	17	23	-	-	3	-	1	9	-
SHILOH/DUE WEST	7	18	10	-	27	2	1	-	-	-
SHILOH/PIEDMONT	22	54	48	24	18	8	2	-	16	2,576
SMYRNA	10	35	25	-	60	3	1	-	10	-
ST ANDREW	105	174	92	1	112	15	2	7	25	7,063
ST JAMES/BELTON	-	3	9	-	-	-	-	-	-	-
ST JOHN'S	315	550	200	144	90	25	24	15	25	-
ST LUKE / WALHALLA	32	51	20	-	4	2	-	-	20	300
ST MARK	1,078	1,182	255	38	85	22	1	49	16	160
ST PAUL	18	27	14	6	12	2	1	1	-	-
STARR	7	22	-	6	4	-	3	2	-	-
TABOR	14	33	26	-	42	5	-	-	-	-
THOMPSON CENTENNIAL	9	39	15	-	43	15	18	-	9	-
TOXAWAY	8	18	6	-	85	2	1	-	-	-
TRINITY/ANDERSON	255	401	107	30	160	16	5	9	27	2,000
TRINITY/HONEA PATH	62	94	60	-	40	7	1	2	27	600
UNION GROVE	45	60	45	20	-	9	1	-	-	-

ANDERSON DISTRICT	TABLE NO 1 STATISTICAL REPORT (continued)									
	Christian Formation Groups (continued)								UMMen	
Church Name	Number of Other Adults in all Christian formation groups and other small group ministries 31 and older	Total Christian formation participants	Average weekly attendance (all ages) in Sunday Church school	Number of persons (all ages) active in covenant discipleship groups	Number of participants in Vacation Bible School	Number of ongoing classes (all ages) for learning in Sunday Church School	Number of ongoing classes for learning (all ages) other than Sunday Church School	Number of short-term classes and groups (all ages) for learning	Membership in United Methodist Men	Amount Paid for Projects UMM
	18	19	20	21	22	23	24	25	26	27
WESTMINSTER	-	21	-	-	50	2	-	-	-	-
ZION/ANDERSON	60	92	47	14	80	9	-	2	-	-
ZION/EASLEY	-	-	16	-	35	1	-	-	-	-
ZION/WALHALLA	-	-	-	-	-	-	-	-	-	-
TOTALS	**4,103**	**6,637**	**2,870**	**688**	**2,487**	**394**	**123**	**185**	**648**	**37,238**

ANDERSON DISTRICT	TABLE NO. 1 STATISTICAL REPORT (continued)									
	UMWomen		UMVIM		Mission Teams		Community Ministries			
Church Name	Membership in United Methodist Women	Amount paid for local church and community work UMW	Number UMVIM teams sent from Local church	Number of persons sent out on UMVIM teams from this local church	Number of other mission teams sent from this local church	Number of persons sent out on other mission teams from this local church	Number of community ministries for daycare and/or education	Number of persons served by community ministries for daycare and/or education	Number of community ministries for outreach, justice, and mercy	Number of persons served by community ministries for outreach, justice, and mercy
	28	29	30.a	30.b	31.a	31.b	32	33	34	35
ANN HOPE	6	-	-	-	-	-	-	-	1	65
ARIAL	12	75	-	-	-	-	-	-	10	100
BELLS	22	1,800	-	-	-	1	-	-	1	-
BETHEL/ANDERSON	-	-	-	-	-	-	-	-	1	82
BETHEL/IVA	17	550	-	-	-	-	-	-	-	-
BETHEL/PENDLETON	21	360	-	-	2	3	-	-	4	185
BETHESDA	40	1,050	-	-	5	74	-	-	14	2,800
BETHLEHEM/ANDERSON	6	-	-	-	-	-	-	-	-	-
BEULAH	-	-	-	-	-	-	-	150,000	-	-
CALHOUN FALLS	15	150	-	-	1	-	-	-	3	66
CENTRAL	22	-	-	-	-	-	-	-	5	200
CHICOPEE	-	-	-	-	-	-	-	-	2	30
CHIQUOLA	3	-	-	-	-	-	-	2	-	-
CLEMSON	74	2,139	-	-	6	183	4	212	1	145
DICKSON MEMORIAL	16	455	-	-	2	19	-	-	4	187
DONALDS	-	-	-	-	-	-	-	-	-	-
DOUBLE SPRINGS	-	-	-	-	-	-	-	-	3	20
EASLEY CHAPEL	12	-	-	-	-	-	-	-	4	4
EBENEZER	9	-	-	-	-	-	-	-	-	-
EMMANUEL	15	436	-	-	-	-	-	-	5	415
FAIRFIELD	5	710	-	-	1	-	-	-	12	150
FAIRVIEW	8	400	-	-	2	-	-	-	3	300
FIRST/EASLEY	85	1,145	1	12	1	25	1	64	5	250
FRIENDSHIP	19	4,029	-	-	-	-	-	-	-	-
GILGAL	-	-	-	-	-	-	-	-	-	-
GRACE/ABBEVILLE	38	6,515	-	-	20	20	6	30	3	80
GRACE/PICKENS	30	4,900	-	4	4	6	-	-	3	850
GRACE/WILLIAMSTON	10	300	2	3	-	-	-	-	2	75
HEBRON	8	56	-	-	-	-	-	-	-	-
HOMELAND PARK	-	-	-	-	-	-	-	-	-	-
HOPEWELL	-	-	-	-	-	-	-	-	2	-
JOHN WESLEY/ANDERSON	20	500	-	-	1	15	-	-	-	-
JOHN WESLEY/EASLEY	16	-	-	-	-	-	-	-	10	3
LATIMER MEMORIAL	16	1,917	-	2	9	12	-	-	3	450
LAWRENCE CHAPEL	10	-	-	-	5	50	-	-	27	-
LIBERTY	14	100	-	-	8	7	-	-	-	-

ANDERSON DISTRICT	TABLE NO. 1 STATISTICAL REPORT (continued)									
	UMWomen		UMVIM		Mission Teams		Community Ministries			
Church Name	Membership in United Methodist Women	Amount paid for local church and community work UMW	Number UMVIM teams sent from Local church	Number of persons sent out on UMVIM teams from this local church	Number of other mission teams sent from this local church	Number of persons sent out on other mission teams from this local church	Number of community ministries for daycare and/or education	Number of persons served by community ministries for daycare and/or education	Number of community ministries for outreach, justice, and mercy	Number of persons served by community ministries for outreach, justice, and mercy
	28	29	30.a	30.b	31.a	31.b	32	33	34	35
MAIN ST/ABBEVILLE	72	2,000	-	-	2	36	1	400	14	999
MARSHALL MEMORIAL	12	500	-	-	-	-	-	-	-	240
MOORES CHAPEL	-	-	-	-	-	-	-	-	-	-
MT BETHEL	51	1,277	-	-	-	-	-	-	5	545
MT PLEASANT	-	-	-	-	-	-	-	-	-	-
MT SINAI	10	40	-	-	-	-	-	-	-	-
MT ZION	20	100	-	-	-	-	-	-	1	16
NEW GOLDEN GROVE	-	-	-	-	-	-	-	-	-	-
NEW HARMONY	15	230	-	-	-	-	-	-	6	80
NEW HOPE	28	337	-	-	5	17	-	-	4	28
ORRVILLE	6	-	-	-	-	-	-	-	-	240
PELZER	8	250	-	-	-	-	-	75	15	100
PENDLETON	40	850	-	-	6	24	3	192	13	1,223
PORTER CHAPEL	51	1,277	-	-	-	-	-	-	5	545
ROBINSON CHAPEL	10	1	1	1	-	-	-	-	10	3
ROCK SPRINGS	-	-	-	-	-	-	-	-	1	15
RUHAMAH	8	300	-	-	-	-	-	-	-	-
SALEM	21	920	2	4	1	7	-	-	8	720
SANDY SPRINGS	-	-	-	-	-	-	-	-	2	120
SHARON/ABBEVILLE	8	-	-	-	1	2	-	-	6	318
SHILOH/DUE WEST	-	-	-	-	-	1	-	-	1	11
SHILOH/PIEDMONT	22	8,328	-	2	3	33	-	-	5	151
SMYRNA	9	-	-	-	-	-	2	250	3	350
ST ANDREW	28	4,989	-	-	2	17	1	60	6	1,635
ST JAMES/BELTON	-	-	-	-	-	-	-	-	-	-
ST JOHN'S	91	1,234	-	-	19	480	1	75	20	1,603
ST LUKE / WALHALLA	20	7,559	-	-	-	1	-	-	2	25
ST MARK	110	4,973	1	29	10	97	7	200	2	50
ST PAUL	12	500	-	-	2	-	-	-	3	200
STARR	7	287	-	-	-	-	-	-	-	2
TABOR	-	-	-	-	-	-	-	-	6	75
THOMPSON CENTENNIAL	14	-	-	-	-	-	-	-	-	-
TOXAWAY	15	115	-	-	-	-	1	90	2	250
TRINITY/ANDERSON	144	2,600	1	8	3	52	6	284	6	2,482
TRINITY/HONEA PATH	24	150	-	-	1	5	1	26	5	2,600
UNION GROVE	-	-	-	-	-	-	-	-	-	-

ANDERSON DISTRICT	TABLE NO. 1 STATISTICAL REPORT (continued)									
	UMWomen		UMVIM		Mission Teams		Community Ministries			
Church Name	Membership in United Methodist Women	Amount paid for local church and community work UMW	Number UMVIM teams sent from Local church	Number of persons sent out on UMVIM teams from this local church	Number of other mission teams sent from this local church	Number of persons sent out on other mission teams from this local church	Number of community ministries for daycare and/or education	Number of persons served by community ministries for daycare and/or education	Number of community ministries for outreach, justice, and mercy	Number of persons served by community ministries for outreach, justice, and mercy
	28	29	30.a	30.b	31.a	31.b	32	33	34	35
WESTMINSTER	22	1,179	-	-	-	-	-	-	-	-
ZION/ANDERSON	25	-	2	7	2	9	3	3	4	4
ZION/EASLEY	10	100	-	-	-	-	-	-	-	-
ZION/WALHALLA	-	-	-	-	-	-	-	-	1	4
TOTALS	**1,482**	**67,683**	**10**	**72**	**124**	**1,196**	**37**	**151,963**	**284**	**21,091**

ANDERSON DISTRICT	TABLE NO. 2 STATISTICAL REPORT							
	Property and Assets				Apportionments			
Church Name	Market value of church land, buildings and equipment	Market value of other church-owned assets	Debts secured by church physical assets	Other debt	Total amount APPORTIONED to the local church for all causes paid to the AC Treasurer	Total amount PAID by the local church for all apportioned causes to the AC Treasurer	Total amount APPORTIONED to the local church for all apportioned causes directly paid to the DISTRICT	Total amount PAID by the local church for apportioned causes directly paid to the DISTRICT
	36	37	38	39	40.a	40.b	41.a	41.b
ANN HOPE	900,000	55,000	-	-	8,798	2,834	-	-
ARIAL	1,175,000	257,723	-	-	4,234	4,234	-	-
BELLS	655,000	147,000	-	-	12,368	12,368	-	-
BETHEL/ANDERSON	660,000	-	-	-	3,703	-	-	-
BETHEL/IVA	1,415,000	179,643	-	-	7,940	7,940	-	-
BETHEL/PENDLETON	358,000	56,466	-	-	7,175	7,175	-	-
BETHESDA	7,610,000	21,500	1,729,492	-	42,203	42,203	-	-
BETHLEHEM/ANDERSON	285,000	-	-	-	1,717	1,717	-	-
BEULAH	-	750	-	-	1,212	1,212	-	-
CALHOUN FALLS	785,000	10,000	-	-	9,652	5,000	-	-
CENTRAL	835,000	-	-	3,965	6,720	3,965	-	-
CHICOPEE	80,000	-	-	-	4,241	4,241	-	-
CHIQUOLA	325,000	-	-	-	9,577	-	-	-
CLEMSON	5,448,395	547,361	167,596	-	84,276	84,276	-	-
DICKSON MEMORIAL	1,876,450	26,063	-	-	23,104	23,104	-	-
DONALDS	124,000	-	-	-	2,302	-	-	-
DOUBLE SPRINGS	298,000	-	-	-	3,144	3,144	-	-
EASLEY CHAPEL	295,000	11,250	10,652	-	8,330	8,331	-	-
EBENEZER	508,468	-	-	-	3,155	847	-	-
EMMANUEL	1,266,300	100,000	175,705	-	3,343	-	-	-
FAIRFIELD	1,018,600	-	-	-	9,490	490	-	-
FAIRVIEW	1,129,000	-	-	-	6,061	6,061	-	-
FIRST/EASLEY	8,066,000	426,788	839,723	-	59,146	34,457	-	-
FRIENDSHIP	813,100	48,559	-	-	4,575	-	-	-
GILGAL	416,659	-	-	-	1,949	1,949	-	-
GRACE/ABBEVILLE	3,336,700	46,397	1,648,126	-	34,777	34,812	-	-
GRACE/PICKENS	-	-	157,103	-	43,430	43,451	-	-
GRACE/WILLIAMSTON	1,931,840	122,250	-	-	19,130	1,115	-	-
HEBRON	9,700	-	-	-	3,028	2,249	-	-
HOMELAND PARK	505,000	-	-	-	4,342	-	-	-
HOPEWELL	628,000	53,506	-	-	3,770	3,770	-	-
JOHN WESLEY/ANDERSON	200,000	75,350	-	-	4,582	4,582	-	-
JOHN WESLEY/EASLEY	295,000	11,250	10,652	-	4,738	4,738	-	-
LATIMER MEMORIAL	1,135,000	128,080	-	-	14,081	3,300	-	-
LAWRENCE CHAPEL	1,483,500	68,412	-	-	33,117	33,117	-	-
LIBERTY	135,800	183,926	-	-	14,347	10,760	-	-

ANDERSON DISTRICT	TABLE NO. 2 STATISTICAL REPORT							
	Property and Assets				Apportionments			
Church Name	Market value of church land, buildings and equipment	Market value of other church-owned assets	Debts secured by church physical assets	Other debt	Total amount APPORTIONED to the local church for all causes paid to the AC Treasurer	Total amount PAID by the local church for all apportioned causes to the AC Treasurer	Total amount APPORTIONED to the local church for all apportioned causes directly paid to the DISTRICT	Total amount PAID by the local church for apportioned causes directly paid to the DISTRICT
	36	37	38	39	40.a	40.b	41.a	41.b
MAIN ST/ABBEVILLE	3,994,000	181,262	-	-	34,867	34,867	-	-
MARSHALL MEMORIAL	16,900	-	-	-	4,397	4,397	-	-
MOORES CHAPEL	132,000	-	-	-	2,019	2,019	-	-
MT BETHEL	320,000	71,757	-	-	5,449	3,068	-	-
MT PLEASANT	500,000	-	-	-	2,370	200	-	-
MT SINAI	399,710	-	-	-	3,058	3,058	-	-
MT ZION	2,001,000	105,205	-	-	17,069	17,069	-	-
NEW GOLDEN GROVE	314,000	-	-	-	2,163	-	-	-
NEW HARMONY	623,300	136,000	36,000	-	6,661	5,054	-	-
NEW HOPE	1,778,500	87,146	-	-	14,187	14,187	-	-
ORRVILLE	1,602,000	-	-	-	7,409	1,990	-	-
PELZER	750,000	150,000	-	-	9,414	3,465	-	-
PENDLETON	3,122,291	34,196	654,825	-	36,119	36,119	-	-
PORTER CHAPEL	1,022,000	25,794	-	-	10,493	4,105	-	-
ROBINSON CHAPEL	797,000	-	-	-	7,179	7,179	-	-
ROCK SPRINGS	287,576	16,000	-	-	3,658	3,658	-	-
RUHAMAH	817,600	64,116	-	-	5,848	5,848	-	-
SALEM	614,700	104,680	-	-	7,095	7,095	-	-
SANDY SPRINGS	485,000	31,000	-	-	3,144	3,144	-	-
SHARON/ABBEVILLE	767,100	144,770	-	-	5,914	5,914	-	-
SHILOH/DUE WEST	30,000	2,000	-	-	3,263	3,263	-	-
SHILOH/PIEDMONT	2,316,000	50,000	432,412	-	24,222	11,714	-	-
SMYRNA	752,000	100,361	-	-	6,778	6,778	-	-
ST ANDREW	2,316,870	75,794	-	-	39,088	39,088	-	-
ST JAMES/BELTON	88,000	-	-	-	600	600	-	-
ST JOHN'S	13,137	46,682	206,450	-	138,053	88,825	-	-
ST LUKE / WALHALLA	956,000	1,187,837	-	-	16,481	16,481	-	-
ST MARK	7,760,657	19,345	1,746,140	-	97,627	97,627	-	-
ST PAUL	441	109	-	-	4,295	4,295	-	-
STARR	442,000	40,000	-	-	4,072	4,072	-	-
TABOR	945,000	21,983	-	-	4,730	4,730	-	-
THOMPSON CENTENNIAL	450,000	550	29,000	-	7,764	7,764	-	-
TOXAWAY	375,000	6,800	-	-	4,995	1,860	-	-
TRINITY/ANDERSON	5,507,000	148,116	304,195	-	92,065	80,513	-	-
TRINITY/HONEA PATH	1,450,000	124,040	134,000	-	18,885	13,923	-	-
UNION GROVE	805,000	65,000	-	-	10,901	9,606	-	-

ANDERSON DISTRICT	TABLE NO. 2 STATISTICAL REPORT							
	Property and Assets				Apportionments			
Church Name	Market value of church land, buildings and equipment	Market value of other church-owned assets	Debts secured by church physical assets	Other debt	Total amount APPORTIONED to the local church for all causes paid to the AC Treasurer	Total amount PAID by the local church for all apportioned causes to the AC Treasurer	Total amount APPORTIONED to the local church for all apportioned causes directly paid to the DISTRICT	Total amount PAID by the local church for apportioned causes directly paid to the DISTRICT
	36	37	38	39	40.a	40.b	41.a	41.b
WESTMINSTER	50,000	236	-	-	5,516	5,516	-	-
ZION/ANDERSON	1,509,000	1,481,000	596,800	-	18,887	9,776	-	-
ZION/EASLEY	490,000	102,000	-	-	7,660	7,660	-	-
ZION/WALHALLA	323,000	58,265	-	-	1,423	1,423	-	-
TOTALS	**92,927,294**	**7,259,318**	**8,878,871**	**3,965**	**1,203,575**	**975,392**	**-**	**-**

ANDERSON DISTRICT	TABLE NO. 2 STATISTICAL REPORT (continued)							
	Other Benevolences							
Church Name	Total amount for General Advance Specials remitted to the AC Treasurer	Total amount for World Service Specials remitted to the AC Treasurer	Total amount for Annual Conference Advance Specials remitted to the AC Treasurer	Total amount for the Youth Service Fund remitted to the AC Treasurer	Total amount of all other funds sent to AC Treasurer for connectional mission and ministry	Total Annual Conference Special Sunday Offerings remitted to the AC Treasurer	Total amount given directly to UM causes (not sent to AC Treasurer)	Total amount given to non-United Methodist benevolent and charitable causes
	42	43	44	45	46	47	48	49
ANN HOPE	-	-	-	-	145	-	-	-
ARIAL	-	-	-	-	67	-	980	-
BELLS	50	-	-	-	364	-	600	1,600
BETHEL/ANDERSON	-	-	-	-	-	-	120	110
BETHEL/IVA	1,104	-	-	-	126	400	-	1,931
BETHEL/PENDLETON	-	-	-	-	127	50	288	-
BETHESDA	1,520	-	-	-	640	600	1,000	13,100
BETHLEHEM/ANDERSON	-	-	-	-	29	-	-	-
BEULAH	-	-	-	-	-	-	-	-
CALHOUN FALLS	-	-	-	-	-	-	1,145	1,385
CENTRAL	-	-	-	-	-	-	-	-
CHICOPEE	245	-	-	-	79	385	-	-
CHIQUOLA	-	-	-	-	-	-	-	-
CLEMSON	14,176	-	850	30	215	5,348	1,095	85,649
DICKSON MEMORIAL	1,524	-	-	-	377	8,287	-	10,197
DONALDS	-	-	-	-	-	-	-	-
DOUBLE SPRINGS	-	-	-	-	52	-	772	1,200
EASLEY CHAPEL	179	-	-	-	-	-	-	75
EBENEZER	-	-	-	-	7	-	-	-
EMMANUEL	158	-	-	-	-	-	-	-
FAIRFIELD	300	-	-	-	75	-	-	760
FAIRVIEW	10	-	-	-	33	354	500	1,732
FIRST/EASLEY	6,754	-	-	-	109	4,782	7,673	8,165
FRIENDSHIP	-	-	-	-	-	638	-	400
GILGAL	-	-	-	-	-	-	-	1,250
GRACE/ABBEVILLE	-	-	-	-	(2)	-	8,930	10,235
GRACE/PICKENS	2,160	-	-	-	731	1,065	-	28,948
GRACE/WILLIAMSTON	-	-	-	-	-	220	2,160	4,061
HEBRON	54	-	34	-	7	100	-	184
HOMELAND PARK	-	-	-	-	-	-	-	80
HOPEWELL	455	-	-	-	64	701	-	2,650
JOHN WESLEY/ANDERSON	1,000	-	-	-	12	262	-	200
JOHN WESLEY/EASLEY	-	-	-	-	83	-	-	-
LATIMER MEMORIAL	200	-	-	-	-	809	424	2,997
LAWRENCE CHAPEL	2,199	-	-	-	1,078	741	-	2,232
LIBERTY	240	-	-	-	839	1,356	-	2,575

ANDERSON DISTRICT	TABLE NO. 2 STATISTICAL REPORT (continued)							
	Other Benevolences							
Church Name	Total amount for General Advance Specials remitted to the AC Treasurer	Total amount for World Service Specials remitted to the AC Treasurer	Total amount for Annual Conference Advance Specials remitted to the AC Treasurer	Total amount for the Youth Service Fund remitted to the AC Treasurer	Total amount of all other funds sent to AC Treasurer for connectional mission and ministry	Total Annual Conference Special Sunday Offerings remitted to the AC Treasurer	Total amount given directly to UM causes (not sent to AC Treasurer)	Total amount given to non-United Methodist benevolent and charitable causes
	42	43	44	45	46	47	48	49
MAIN ST/ABBEVILLE	2,926	-	-	-	43	1,391	15,163	22,827
MARSHALL MEMORIAL	-	-	-	-	77	-	-	-
MOORES CHAPEL	-	-	-	-	-	-	-	-
MT BETHEL	-	-	-	-	143	-	-	1,903
MT PLEASANT	-	-	-	-	-	-	-	-
MT SINAI	-	-	-	-	51	-	300	425
MT ZION	-	-	-	-	282	-	-	-
NEW GOLDEN GROVE	-	-	-	-	-	-	-	-
NEW HARMONY	-	-	-	-	169	90	-	-
NEW HOPE	-	-	-	-	315	-	229	35
ORRVILLE	-	-	-	-	13	-	-	-
PELZER	-	-	-	-	-	-	-	2,000
PENDLETON	2,555	-	2,200	-	599	1,940	495	14,026
PORTER CHAPEL	-	-	-	-	897	115	-	1,903
ROBINSON CHAPEL	-	-	-	-	124	-	500	400
ROCK SPRINGS	-	-	-	-	59	235	-	150
RUHAMAH	250	-	-	-	96	230	-	300
SALEM	25	-	-	-	167	150	-	-
SANDY SPRINGS	-	-	-	-	50	162	300	185
SHARON/ABBEVILLE	280	-	-	-	10	275	-	1,752
SHILOH/DUE WEST	-	-	-	-	-	-	55	-
SHILOH/PIEDMONT	235	-	-	-	186	1,015	4,310	3,016
SMYRNA	-	-	-	-	116	-	1,160	1,726
ST ANDREW	237	-	-	-	982	1,159	1,103	7,957
ST JAMES/BELTON	-	-	-	-	10	-	-	-
ST JOHN'S	1,480	-	-	-	1,290	3,550	1,203	23,502
ST LUKE / WALHALLA	-	-	-	-	1,000	-	1,580	2,265
ST MARK	6,976	-	-	-	-	1,443	196,124	63,599
ST PAUL	10	-	-	-	89	-	1,770	-
STARR	142	-	-	-	-	309	120	162
TABOR	-	-	-	-	85	311	-	400
THOMPSON CENTENNIAL	-	-	-	-	134	-	-	-
TOXAWAY	525	-	-	-	47	240	-	-
TRINITY/ANDERSON	1,625	-	-	-	705	1,299	1,500	8,053
TRINITY/HONEA PATH	480	-	-	-	312	1,303	-	525
UNION GROVE	-	-	-	-	19	125	-	-

ANDERSON DISTRICT	TABLE NO. 2 STATISTICAL REPORT (continued)							
	Other Benevolences							
Church Name	Total amount for General Advance Specials remitted to the AC Treasurer	Total amount for World Service Specials remitted to the AC Treasurer	Total amount for Annual Conference Advance Specials remitted to the AC Treasurer	Total amount for the Youth Service Fund remitted to the AC Treasurer	Total amount of all other funds sent to AC Treasurer for connectional mission and ministry	Total Annual Conference Special Sunday Offerings remitted to the AC Treasurer	Total amount given directly to UM causes (not sent to AC Treasurer)	Total amount given to non-United Methodist benevolent and charitable causes
	42	43	44	45	46	47	48	49
WESTMINSTER	375	-	-	-	97	1,050	-	5
ZION/ANDERSON	160	-	-	-	30	784	1,900	700
ZION/EASLEY	-	-	-	-	127	-	274	-
ZION/WALHALLA	200	-	-	-	22	200	600	-
TOTALS	**50,808**	**-**	**3,084**	**30**	**13,603**	**43,474**	**254,373**	**339,532**

ANDERSON DISTRICT	TABLE NO. 2 STATISTICAL REPORT (continued)							
	General Special Sunday Offerings						Direct Billing	
Church Name	Human Relations Day	One Great Hour of Sharing	Peace with Justice	Native American Ministries	World Communion	UM Student Day	Total amount paid by the local church for all direct-billed clergy non-health benefits	Total amount paid by the local church for all direct-billed clergy health benefits
	50.a	50.b	50.c	50.d	50.e	50.f	51	52
ANN HOPE	-	-	-	-	-	-	4,337	4,051
ARIAL	-	-	-	200	-	-	2,783	-
BELLS	-	-	-	-	-	-	-	-
BETHEL/ANDERSON	-	-	-	-	-	-	-	-
BETHEL/IVA	-	-	50	-	100	-	3,869	2,574
BETHEL/PENDLETON	-	-	-	-	-	-	3,541	2,371
BETHESDA	-	-	-	-	-	-	9,237	5,148
BETHLEHEM/ANDERSON	-	-	-	-	-	-	1,759	1,180
BEULAH	-	-	-	-	-	-	1,157	772
CALHOUN FALLS	-	-	-	-	-	-	3,880	4,864
CENTRAL	-	-	-	-	-	-	4,219	2,771
CHICOPEE	-	-	-	-	-	-	-	-
CHIQUOLA	-	-	-	-	-	-	2,130	-
CLEMSON	100	-	-	-	-	1,588	22,195	14,166
DICKSON MEMORIAL	-	-	-	-	-	-	6,483	8,109
DONALDS	-	-	-	-	-	-	-	-
DOUBLE SPRINGS	-	-	-	-	-	-	1,902	-
EASLEY CHAPEL	-	-	-	-	-	-	7,951	7,676
EBENEZER	-	-	-	-	40	-	7,942	9,018
EMMANUEL	-	-	-	-	-	-	2,102	-
FAIRFIELD	-	-	-	-	-	-	4,333	-
FAIRVIEW	-	-	-	-	-	-	2,520	-
FIRST/EASLEY	42	220	55	10	5	-	17,173	5,148
FRIENDSHIP	-	-	-	-	-	-	3,899	3,555
GILGAL	-	-	-	-	-	-	1,905	-
GRACE/ABBEVILLE	-	-	-	-	-	-	7,513	10,836
GRACE/PICKENS	100	230	100	-	100	100	8,813	10,812
GRACE/WILLIAMSTON	-	-	-	124	-	-	8,463	5,148
HEBRON	-	-	-	-	-	-	-	-
HOMELAND PARK	-	-	-	-	-	-	-	-
HOPEWELL	-	-	-	-	-	-	-	-
JOHN WESLEY/ANDERSON	-	20	-	-	7	-	-	-
JOHN WESLEY/EASLEY	-	-	-	-	-	-	2,743	1,469
LATIMER MEMORIAL	-	17	-	205	39	-	8,121	5,148
LAWRENCE CHAPEL	-	-	-	212	131	175	8,642	7,224
LIBERTY	-	-	-	-	-	50	7,860	6,186

ANDERSON DISTRICT	TABLE NO. 2 STATISTICAL REPORT (continued)							
	General Special Sunday Offerings						Direct Billing	
Church Name	Human Relations Day	One Great Hour of Sharing	Peace with Justice	Native American Ministries	World Communion	UM Student Day	Total amount paid by the local church for all direct-billed clergy non-health benefits	Total amount paid by the local church for all direct-billed clergy health benefits
	50.a	50.b	50.c	50.d	50.e	50.f	51	52
MAIN ST/ABBEVILLE	-	-	-	-	-	-	8,026	9,911
MARSHALL MEMORIAL	-	-	-	-	-	-	-	-
MOORES CHAPEL	-	-	-	-	-	-	-	-
MT BETHEL	-	-	-	-	-	-	8,375	11,713
MT PLEASANT	-	-	-	-	-	-	-	-
MT SINAI	-	-	-	-	-	-	792	-
MT ZION	-	-	-	-	-	-	8,868	7,526
NEW GOLDEN GROVE	-	-	-	-	-	-	-	-
NEW HARMONY	33	-	17	8	-	-	-	1,415
NEW HOPE	-	-	-	-	-	-	8,478	5,148
ORRVILLE	-	-	-	-	20	-	-	-
PELZER	-	-	-	-	-	-	6,558	4,376
PENDLETON	5	92	-	-	6	25	9,165	14,448
PORTER CHAPEL	-	-	-	-	-	-	-	-
ROBINSON CHAPEL	-	-	-	-	-	-	1,944	-
ROCK SPRINGS	-	-	-	-	-	-	1,902	-
RUHAMAH	-	-	85	-	-	-	3,869	2,586
SALEM	-	-	-	-	-	-	2,810	-
SANDY SPRINGS	-	-	-	-	-	-	-	-
SHARON/ABBEVILLE	-	-	-	-	-	-	7,738	7,368
SHILOH/DUE WEST	-	-	-	-	-	-	1,905	-
SHILOH/PIEDMONT	-	-	-	-	-	-	8,281	9,798
SMYRNA	-	-	-	-	-	-	-	-
ST ANDREW	-	-	-	-	-	-	8,714	5,148
ST JAMES/BELTON	-	-	-	-	-	-	-	-
ST JOHN'S	186	160	39	114	-	25	13,766	16,593
ST LUKE / WALHALLA	-	-	-	-	-	-	7,566	8,297
ST MARK	-	-	-	-	-	-	18,334	5,148
ST PAUL	-	-	-	-	-	-	2,520	-
STARR	-	100	-	-	-	-	-	-
TABOR	-	-	-	100	-	-	3,267	-
THOMPSON CENTENNIAL	-	-	-	-	-	-	1,919	1,287
TOXAWAY	-	81	-	-	30	-	-	-
TRINITY/ANDERSON	-	-	-	578	-	-	9,319	6,816
TRINITY/HONEA PATH	-	-	-	-	-	145	8,314	14,448
UNION GROVE	-	-	-	-	-	-	8,139	10,812

ANDERSON DISTRICT	TABLE NO. 2 STATISTICAL REPORT (continued)							
	General Special Sunday Offerings						Direct Billing	
Church Name	Human Relations Day	One Great Hour of Sharing	Peace with Justice	Native American Ministries	World Communion	UM Student Day	Total amount paid by the local church for all direct-billed clergy non-health benefits	Total amount paid by the local church for all direct-billed clergy health benefits
	50.a	50.b	50.c	50.d	50.e	50.f	51	52
WESTMINSTER	-	-	-	-	-	-	-	-
ZION/ANDERSON	-	-	-	-	-	-	8,261	14,448
ZION/EASLEY	-	-	-	-	-	-	-	-
ZION/WALHALLA	-	-	-	-	-	-	658	721
TOTALS	**466**	**920**	**346**	**1,551**	**478**	**2,108**	**336,964**	**276,232**

ANDERSON DISTRICT	TABLE NO. 2 STATISTICAL REPORT (continued)								
	Pastoral Support					Local Church Expenses			
Church Name	Total amount paid in base compensation to the pastor	Total amount paid in base compensation to all associate pastors assigned by the bishop	Total amount paid to/for pastor and associates for housing and utilities and/or related allowances	Total amount paid to pastor and associate(s) for accountable reimbursements	Total amount paid to pastor and associate(s) for any other cash allowances (non-accountable)	Total amount paid in salary and benefits for Deacons	Total amount paid in salary and benefits for Diaconal Ministers	Total amount paid in salary and benefits for all other church staff	Total amount spent for local church program expenses
	53	54	55	56	57	58	59	60	61
ANN HOPE	15,989	-	1,917	1,840	-	-	-	6,000	5,591
ARIAL	9,000	-	4,000	937	-	-	-	-	8,558
BELLS	19,000	-	11,000	1,833	-	-	-	8,152	6,802
BETHEL/ANDERSON	7,400	-	1,600	150	-	-	-	1,200	-
BETHEL/IVA	13,135	-	-	2,340	-	-	-	4,200	1,685
BETHEL/PENDLETON	19,382	-	-	2,050	-	-	-	10,725	4,548
BETHESDA	44,539	-	16,200	7,600	-	-	-	107,071	12,185
BETHLEHEM/ANDERSON	5,250	-	-	300	-	-	-	1,500	200
BEULAH	4,800	-	-	-	100	-	-	-	150
CALHOUN FALLS	29,463	-	-	1,745	-	-	-	3,000	977
CENTRAL	17,862	-	3,500	1,450	300	-	-	11,770	450
CHICOPEE	11,600	-	-	1,265	-	-	-	-	465
CHIQUOLA	11,925	-	-	486	-	-	-	-	1,840
CLEMSON	78,544	10,420	37,090	13,027	-	-	-	203,518	33,188
DICKSON MEMORIAL	31,319	-	15,000	8,148	-	-	-	34,368	16,974
DONALDS	6,160	-	-	402	-	-	-	-	520
DOUBLE SPRINGS	6,914	-	3,000	345	-	-	-	-	73
EASLEY CHAPEL	27,948	-	2,000	771	-	-	-	9,400	7,600
EBENEZER	7,355	1,352	2,326	1,050	-	-	-	-	1,685
EMMANUEL	13,016	-	1,534	2,114	-	-	-	-	1,800
FAIRFIELD	23,878	-	13,467	3,938	-	-	-	7,105	5,052
FAIRVIEW	7,335	1,500	8,275	2,050	-	-	-	-	1,132
FIRST/EASLEY	64,000	-	13,454	3,532	154	59,737	-	108,355	29,426
FRIENDSHIP	17,040	-	2,208	1,575	-	-	-	2,000	2,635
GILGAL	10,095	-	-	260	-	-	-	-	1,084
GRACE/ABBEVILLE	62,044	1,296	5,723	5,529	-	-	-	75,991	30,321
GRACE/PICKENS	54,775	-	-	4,130	-	-	-	51,753	9,246
GRACE/WILLIAMSTON	47,272	-	5,000	3,619	2,913	-	-	-	7,342
HEBRON	2,627	-	4,000	1,200	6,100	-	-	-	821
HOMELAND PARK	8,000	-	7,000	250	-	-	-	500	7,490
HOPEWELL	7,433	-	6,900	227	-	-	-	-	1,143
JOHN WESLEY/ANDERSON	10,200	-	8,000	-	300	-	-	2,985	1,527
JOHN WESLEY/EASLEY	22,498	-	2,000	700	-	-	-	6,818	860
LATIMER MEMORIAL	31,524	-	11,604	1,709	500	-	-	12,631	1,951
LAWRENCE CHAPEL	57,890	-	9,197	2,328	-	-	-	59,007	21,690
LIBERTY	34,521	-	8,806	4,750	2,683	-	-	9,025	9,218

ANDERSON DISTRICT	TABLE NO. 2 STATISTICAL REPORT (continued)								
	Pastoral Support					Local Church Expenses			
Church Name	Total amount paid in base compensation to the pastor	Total amount paid in base compensation to all associate pastors assigned by the bishop	Total amount paid to/for pastor and associates for housing and utilities and/or related allowances	Total amount paid to pastor and associate(s) for accountable reimbursements	Total amount paid to pastor and associate(s) for any other cash allowances (non-accountable)	Total amount paid in salary and benefits for Deacons	Total amount paid in salary and benefits for Diaconal Ministers	Total amount paid in salary and benefits for all other church staff	Total amount spent for local church program expenses
	53	54	55	56	57	58	59	60	61
MAIN ST/ABBEVILLE	62,298	-	1,094	6,444	-	-	-	53,775	18,690
MARSHALL MEMORIAL	9,053	1,664	2,862	1,292	-	-	-	-	3,826
MOORES CHAPEL	3,982	-	5,400	666	-	-	-	-	-
MT BETHEL	20,696	-	3,088	1,611	-	-	-	720	896
MT PLEASANT	7,250	-	1,533	2,114	-	-	-	-	1,000
MT SINAI	5,692	-	1,533	-	2,114	-	-	480	650
MT ZION	38,000	-	7,000	2,193	-	-	-	17,030	4,624
NEW GOLDEN GROVE	3,268	-	5,400	600	-	-	-	-	400
NEW HARMONY	21,160	-	2,200	300	-	-	-	-	200
NEW HOPE	49,570	-	3,400	-	-	-	-	12,475	1,427
ORRVILLE	11,882	2,184	3,757	1,696	-	-	-	-	2,876
PELZER	21,094	-	3,600	800	350	-	-	-	-
PENDLETON	66,008	-	7,200	6,785	-	-	-	55,901	14,718
PORTER CHAPEL	25,629	-	5,909	4,190	521	-	-	4,760	6,351
ROBINSON CHAPEL	19,000	-	-	-	-	-	-	7,000	800
ROCK SPRINGS	6,912	-	3,000	1,700	-	-	-	-	-
RUHAMAH	17,575	-	-	1,800	-	-	-	3,085	1,145
SALEM	5,086	-	16,657	2,607	-	-	-	-	11,501
SANDY SPRINGS	6,200	-	1,000	250	-	-	-	-	60
SHARON/ABBEVILLE	15,775	-	-	3,750	-	-	-	4,300	458
SHILOH/DUE WEST	10,012	-	-	774	-	-	-	-	1,897
SHILOH/PIEDMONT	36,849	-	8,500	7,902	-	-	-	24,530	9,111
SMYRNA	15,575	-	-	3,750	-	-	-	3,196	6,826
ST ANDREW	46,610	-	5,440	3,233	9,447	-	-	104,822	23,460
ST JAMES/BELTON	2,400	-	-	-	-	-	-	-	-
ST JOHN'S	96,744	20,709	20,000	5,534	-	-	-	243,169	22,234
ST LUKE / WALHALLA	40,509	-	8,100	1,656	-	-	-	21,358	2,076
ST MARK	82,680	-	17,000	4,399	5,520	55,521	-	220,633	69,424
ST PAUL	7,335	1,500	8,265	2,532	-	-	-	-	1,609
STARR	2,627	-	4,000	1,200	6,350	-	-	-	126
TABOR	11,028	-	4,000	937	-	-	-	-	8,325
THOMPSON CENTENNIAL	22,500	-	-	880	-	-	-	4,000	300
TOXAWAY	6,632	-	8,000	300	-	-	-	2,600	2,125
TRINITY/ANDERSON	71,967	-	6,500	2,536	-	-	-	230,808	59,693
TRINITY/HONEA PATH	38,314	-	6,700	6,000	-	-	-	10,254	4,228
UNION GROVE	45,850	-	6,000	3,673	319	-	-	-	1,658

ANDERSON DISTRICT	TABLE NO. 2 STATISTICAL REPORT (continued)								
	Pastoral Support					Local Church Expenses			
Church Name	Total amount paid in base compensation to the pastor	Total amount paid in base compensation to all associate pastors assigned by the bishop	Total amount paid to/for pastor and associates for housing and utilities and/or related allowances	Total amount paid to pastor and associate(s) for accountable reimbursements	Total amount paid to pastor and associate(s) for any other cash allowances (non-accountable)	Total amount paid in salary and benefits for Deacons	Total amount paid in salary and benefits for Diaconal Ministers	Total amount paid in salary and benefits for all other church staff	Total amount spent for local church program expenses
	53	54	55	56	57	58	59	60	61
WESTMINSTER	13,000	-	-	2,000	-	-	-	-	500
ZION/ANDERSON	42,908	-	3,069	3,929	6,792	-	-	14,128	5,415
ZION/EASLEY	20,800	-	-	1,507	-	-	-	1,740	3,500
ZION/WALHALLA	4,800	-	-	815	400	-	-	-	305
TOTALS	**1,877,003**	**40,625**	**385,008**	**176,005**	**44,863**	**115,258**	-	**1,777,838**	**528,663**

ANDERSON DISTRICT	TABLE NO. 2 STATISTICAL REPORT (continued)				TABLE NO. 3 STATISTICAL REPORT			
	Local Church Expenses (continued)				Received for Annual Budget/Spending Plan			
Church Name	Total amount spent for other local church operating expenses	Total amount paid for principal and interest on indebtedness, loans, mortgages, etc.	Total amount paid on capital expenditures for building, improvements, and major equipment purchases	TOTAL AMOUNT PAID BY THE LOCAL CHURCH ON ALL EXPENDITURES	Number of households giving to the local church	Amount received through pledges	Amount received from non-pledging, but identified givers	Amount received from unidentified givers
	62	63	64	65	66	67.a	67.b	67.c
ANN HOPE	16,313	-	-	59,018	30	-	60,557	2,417
ARIAL	16,546	-	-	47,305	24	-	57,417	7,223
BELLS	20,211	-	2,783	84,763	45	-	96,429	5,351
BETHEL/ANDERSON	5,849	-	-	16,429	10	-	14,003	137
BETHEL/IVA	11,114	-	7,055	57,623	24	-	57,073	3,335
BETHEL/PENDLETON	14,374	-	-	64,630	75	-	-	-
BETHESDA	95,165	154,201	8,507	518,916	131	-	577,620	5,565
BETHLEHEM/ANDERSON	2,000	-	-	13,935	-	13,900	1,000	-
BEULAH	5,255	-	5,100	18,547	4	-	-	-
CALHOUN FALLS	10,155	-	-	61,614	38	-	53,128	1,137
CENTRAL	9,975	-	500	56,762	-	63,107	-	-
CHICOPEE	1,000	-	4,050	23,330	21	-	31	-
CHIQUOLA	12,331	-	-	28,712	18	-	37,367	-
CLEMSON	141,538	122,418	4,443	873,874	374	568,093	168,216	14,687
DICKSON MEMORIAL	46,554	-	6,400	216,844	114	-	179,899	2,961
DONALDS	2,050	-	-	9,132	7	-	10,952	-
DOUBLE SPRINGS	8,289	-	-	25,691	13	-	25,121	2,240
EASLEY CHAPEL	21,858	1,516	-	95,305	50	-	92,839	-
EBENEZER	8,747	-	-	40,369	-	-	24,662	-
EMMANUEL	9,000	23,371	5,300	58,395	39	5,300	42,174	-
FAIRFIELD	13,661	-	7,553	80,612	116	65,539	6,473	3,102
FAIRVIEW	19,424	-	-	50,926	23	-	45,627	421
FIRST/EASLEY	103,535	141,982	11,854	620,622	244	335	102	5,914
FRIENDSHIP	6,661	-	13,894	54,505	20	-	36,297	4,313
GILGAL	6,973	-	5,010	28,526	10	-	24,716	1,533
GRACE/ABBEVILLE	58,558	146,229	17,530	475,545	201	-	249	15
GRACE/PICKENS	39,338	25,656	5,917	287,425	180	319,032	-	-
GRACE/WILLIAMSTON	22,405	-	32,234	142,077	40	-	83,925	6,505
HEBRON	5,021	-	-	22,397	12	-	9,829	127
HOMELAND PARK	-	-	-	23,320	13	-	19,172	348
HOPEWELL	16,798	-	20,699	60,840	29	36,950	-	505
JOHN WESLEY/ANDERSON	4,236	-	-	33,331	24	-	28,205	2,789
JOHN WESLEY/EASLEY	7,647	1,516	-	51,072	31	-	71,393	-
LATIMER MEMORIAL	22,816	-	11,900	115,895	60	-	109,433	1,505
LAWRENCE CHAPEL	35,176	-	61,851	302,890	167	-	201,219	2,699
LIBERTY	10,332	-	-	109,201	35	-	111	2

ANDERSON DISTRICT	TABLE NO. 2 STATISTICAL REPORT (continued)				TABLE NO. 3 STATISTICAL REPORT			
	Local Church Expenses (continued)				Received for Annual Budget/Spending Plan			
Church Name	Total amount spent for other local church operating expenses	Total amount paid for principal and interest on indebtedness, loans, mortgages, etc.	Total amount paid on capital expenditures for building, improvements, and major equipment purchases	TOTAL AMOUNT PAID BY THE LOCAL CHURCH ON ALL EXPENDITURES	Number of households giving to the local church	Amount received through pledges	Amount received from non-pledging, but identified givers	Amount received from unidentified givers
	62	63	64	65	66	67.a	67.b	67.c
MAIN ST/ABBEVILLE	45,766	-	37,337	320,559	101	146,955	75,266	2,312
MARSHALL MEMORIAL	8,541	-	-	31,712	-	-	35,499	793
MOORES CHAPEL	5,700	-	-	17,767	6	-	-	-
MT BETHEL	2,889	-	13,473	68,575	60	160,888	50,977	7,425
MT PLEASANT	19,450	-	-	31,547	17	28,001	-	-
MT SINAI	8,725	-	1,800	25,620	10	-	20,419	1,033
MT ZION	25,514	-	-	128,106	157	179,663	-	-
NEW GOLDEN GROVE	3,900	-	-	13,568	10	-	-	-
NEW HARMONY	6,785	6,178	250	43,858	59	-	50	218
NEW HOPE	20,657	-	-	115,921	118	-	118,475	1,830
ORRVILLE	15,544	-	1,351	41,313	-	-	40,068	-
PELZER	14,877	-	3,500	60,620	20	-	54,000	2,353
PENDLETON	48,829	124,135	5,144	410,395	194	-	300,591	3,956
PORTER CHAPEL	18,418	-	1,947	74,745	60	160,888	50,977	7,425
ROBINSON CHAPEL	30,000	-	8,000	74,947	35	-	48	1
ROCK SPRINGS	6,791	-	-	24,407	26	-	24,420	6,315
RUHAMAH	7,837	-	-	44,706	29	-	28,870	5,296
SALEM	34,178	-	26,167	106,443	70	-	96,002	3,692
SANDY SPRINGS	5,000	-	-	16,351	13	-	18,215	-
SHARON/ABBEVILLE	9,756	-	19,745	77,121	40	-	52,459	1,858
SHILOH/DUE WEST	6,143	-	-	24,049	14	-	18,668	-
SHILOH/PIEDMONT	30,592	39,443	1,467	196,949	105	-	184,074	3,304
SMYRNA	17,908	-	4,675	61,710	24	-	55,111	6,010
ST ANDREW	57,044	-	88,077	402,520	210	-	295,977	6,611
ST JAMES/BELTON	2,500	-	-	5,510	5	-	-	-
ST JOHN'S	153,217	74,766	115,214	902,320	569	-	862,181	5,523
ST LUKE / WALHALLA	23,961	-	21,584	156,433	80	-	138,472	2,419
ST MARK	147,237	256,888	2,879	1,251,433	4,170	840,317	126,723	9,051
ST PAUL	16,973	-	-	46,898	52	-	57,347	-
STARR	6,282	-	-	25,490	11	-	9,079	671
TABOR	11,758	-	-	44,941	12	-	31,047	16,763
THOMPSON CENTENNIAL	4,500	1,900	-	45,184	200	200	-	-
TOXAWAY	11,404	-	935	34,779	30	-	29,570	1,235
TRINITY/ANDERSON	153,556	22,527	18,607	676,601	360	468,621	172,038	15,150
TRINITY/HONEA PATH	3,365	29,150	957	138,418	78	153,823	13,375	2,469
UNION GROVE	17,430	-	1,022	104,653	40	-	120,371	2,675

ANDERSON DISTRICT	TABLE NO. 2 STATISTICAL REPORT (continued)				TABLE NO. 3 STATISTICAL REPORT			
	Local Church Expenses (continued)				Received for Annual Budget/Spending Plan			
Church Name	Total amount spent for other local church operating expenses	Total amount paid for principal and interest on indebtedness, loans, mortgages, etc.	Total amount paid on capital expenditures for building, improvements, and major equipment purchases	TOTAL AMOUNT PAID BY THE LOCAL CHURCH ON ALL EXPENDITURES	Number of households giving to the local church	Amount received through pledges	Amount received from non-pledging, but identified givers	Amount received from unidentified givers
	62	63	64	65	66	67.a	67.b	67.c
WESTMINSTER	12,000	-	-	34,543	40	-	43	1,504
ZION/ANDERSON	39,385	54,362	-	206,047	95	-	202,053	2,080
ZION/EASLEY	8,798	-	-	44,406	21	-	32,400	4,400
ZION/WALHALLA	4,531	-	-	14,675	5	-	5,790	4,596
TOTALS	**1,898,646**	**1,226,238**	**606,711**	**10,976,219**	**9,368**	**3,211,612**	**5,455,894**	**203,799**

ANDERSON DISTRICT	TABLE NO. 3 STATISTICAL REPORT (continued)						
	Received for Annual Budget/Spending Plan (continued)					Capital Campaign/Other Designated Projects	
Church Name	Amount received from Interest and Dividends	Amount received through Sale of Church Assets	Amount received through building use fees, contributions, and rentals	Amount received through fundraisers and other sources	Total income for annual budget/spending plan	Capital Campaign	Memorials, Endowments, Bequests
	67.d	67.e	67.f	67.g	67	68.a	68.b
ANN HOPE	2	-	100	-	63,076	-	435
ARIAL	342	-	-	-	64,982	-	700
BELLS	873	-	877	-	103,530	-	4,175
BETHEL/ANDERSON	-	-	8,400	-	22,540	-	-
BETHEL/IVA	-	-	-	-	60,408	-	685
BETHEL/PENDLETON	-	-	-	-	-	12,520	-
BETHESDA	5,228	-	-	-	588,413	-	12,185
BETHLEHEM/ANDERSON	-	-	100	200	15,200	-	-
BEULAH	-	-	-	-	-	100	-
CALHOUN FALLS	-	-	-	-	54,265	-	6,303
CENTRAL	-	-	200	6,441	69,748	-	-
CHICOPEE	-	-	-	-	31	-	-
CHIQUOLA	-	-	-	-	37,367	-	-
CLEMSON	-	-	2,225	-	753,221	120,665	1,940
DICKSON MEMORIAL	-	-	560	-	183,420	-	8,622
DONALDS	-	-	-	-	10,952	-	-
DOUBLE SPRINGS	122	-	-	-	27,483	-	640
EASLEY CHAPEL	-	-	-	-	92,839	-	-
EBENEZER	-	-	-	-	24,662	-	260
EMMANUEL	-	-	400	-	47,874	-	-
FAIRFIELD	-	-	150	-	75,264	-	250
FAIRVIEW	43	-	-	-	46,091	-	-
FIRST/EASLEY	59	-	1	11	6,422	-	11
FRIENDSHIP	5	275	-	-	40,890	1,246	320
GILGAL	-	-	-	-	26,249	-	-
GRACE/ABBEVILLE	8	-	400	1,384	2,056	134	26
GRACE/PICKENS	-	-	100	502	319,634	-	4,585
GRACE/WILLIAMSTON	296	-	880	5,884	97,490	16,350	2,430
HEBRON	-	-	-	-	9,956	-	218
HOMELAND PARK	450	-	250	-	20,220	-	320
HOPEWELL	-	-	-	-	37,455	-	19,000
JOHN WESLEY/ANDERSON	86	-	-	-	31,080	8,296	-
JOHN WESLEY/EASLEY	-	-	-	-	71,393	-	-
LATIMER MEMORIAL	11	117	300	408	111,774	-	31,021
LAWRENCE CHAPEL	341	-	1,150	-	205,409	-	5,635
LIBERTY	2	-	225	-	340	-	270

ANDERSON DISTRICT	TABLE NO. 3 STATISTICAL REPORT (continued)						
	Received for Annual Budget/Spending Plan (continued)					Capital Campaign/Other Designated Projects	
Church Name	Amount received from Interest and Dividends	Amount received through Sale of Church Assets	Amount received through building use fees, contributions, and rentals	Amount received through fundraisers and other sources	Total income for annual budget/spending plan	Capital Campaign	Memorials, Endowments, Bequests
	67.d	67.e	67.f	67.g	67	68.a	68.b
MAIN ST/ABBEVILLE	889	17,500	750	-	243,672	5,940	5,421
MARSHALL MEMORIAL	-	-	-	-	36,292	-	2,255
MOORES CHAPEL	-	-	-	-	-	-	-
MT BETHEL	17	-	1,050	-	220,357	13,510	8,359
MT PLEASANT	-	-	-	1,000	29,001	-	-
MT SINAI	-	-	-	540	21,992	1,073	500
MT ZION	-	-	50	-	179,713	-	5,364
NEW GOLDEN GROVE	-	-	-	-	-	-	-
NEW HARMONY	-	-	150	2,480	2,898	-	-
NEW HOPE	-	-	175	-	120,480	-	2,997
ORRVILLE	-	-	12,300	238	52,606	155	-
PELZER	-	-	75	-	56,428	1,800	-
PENDLETON	284	-	650	-	305,481	86,520	2,877
PORTER CHAPEL	17	-	1,050	-	220,357	13,510	8,359
ROBINSON CHAPEL	-	-	-	12	61	-	-
ROCK SPRINGS	169	-	105	-	31,009	-	25
RUHAMAH	4,766	-	-	-	38,932	-	195
SALEM	300	-	-	-	99,994	-	-
SANDY SPRINGS	-	-	6,000	500	24,715	-	6,000
SHARON/ABBEVILLE	-	-	-	-	54,317	-	-
SHILOH/DUE WEST	30	-	-	-	18,698	-	-
SHILOH/PIEDMONT	161	-	-	2,264	189,803	-	25,048
SMYRNA	-	-	-	2,725	63,846	-	-
ST ANDREW	350	-	910	-	303,848	21,932	14,311
ST JAMES/BELTON	-	-	-	-	-	-	-
ST JOHN'S	2,851	2,569	5,035	1,435	879,594	79,544	46,504
ST LUKE / WALHALLA	-	-	325	875	142,091	69,230	52,807
ST MARK	461	-	1,602	-	978,154	39,553	38,433
ST PAUL	38	-	-	-	57,385	-	-
STARR	1,100	-	-	-	10,850	-	507
TABOR	77	-	-	-	47,887	-	-
THOMPSON CENTENNIAL	-	-	150	64,000	64,350	-	100
TOXAWAY	-	-	-	-	30,805	-	175
TRINITY/ANDERSON	894	-	3,555	-	660,258	13,017	3,075
TRINITY/HONEA PATH	19	-	-	-	169,686	-	465
UNION GROVE	-	-	100	705	123,851	-	1,200

ANDERSON DISTRICT	TABLE NO. 3 STATISTICAL REPORT (continued)						
	Received for Annual Budget/Spending Plan (continued)					Capital Campaign/Other Designated Projects	
Church Name	Amount received from Interest and Dividends	Amount received through Sale of Church Assets	Amount received through building use fees, contributions, and rentals	Amount received through fundraisers and other sources	Total income for annual budget/spending plan	Capital Campaign	Memorials, Endowments, Bequests
	67.d	67.e	67.f	67.g	67	68.a	68.b
WESTMINSTER	-	-	-	-	1,547	-	123
ZION/ANDERSON	639	-	-	-	204,772	-	6,300
ZION/EASLEY	-	-	-	-	36,800	-	6,450
ZION/WALHALLA	506	-	-	-	10,892	-	-
TOTALS	**21,436**	**20,461**	**50,350**	**91,604**	**9,055,156**	**505,095**	**337,881**

ANDERSON DISTRICT	TABLE NO. 3 STATISTICAL REPORT (continued)						
	Capital Campaign and Other Designated Projects			Institutional Support			
Church Name	Other Sources & Projects	Amount received for Special Sundays, General Advance Specials, World Service Specials, Conference Advance Specials and other forms of directed benevolent (charitable) giving	Total income for designated causes including capital campaign and other special projects	Equitable Compensation Funds	Advanced Special, apportioned and connectional funds received by church	Other grants and financial support from institutional sources	Total income from connectional and other institutional sources outside the local church
	68.c	68.d	68	69.a	69.b	69.c	69
ANN HOPE	-	-	435	-	-	-	-
ARIAL	-	868	1,568	-	-	-	-
BELLS	-	1,121	5,296	-	-	-	-
BETHEL/ANDERSON	-	-	-	-	-	-	-
BETHEL/IVA	-	-	685	-	-	-	-
BETHEL/PENDLETON	-	-	12,520	-	-	-	-
BETHESDA	-	-	12,185	-	-	-	-
BETHLEHEM/ANDERSON	100	100	200	100	-	-	100
BEULAH	-	-	100	-	-	-	-
CALHOUN FALLS	-	1,930	8,233	2,000	-	1,000	3,000
CENTRAL	-	-	-	-	-	-	-
CHICOPEE	-	576	576	-	-	-	-
CHIQUOLA	-	-	-	-	-	-	-
CLEMSON	-	40,474	163,079	-	-	-	-
DICKSON MEMORIAL	-	8,261	16,883	-	-	-	-
DONALDS	-	-	-	-	-	-	-
DOUBLE SPRINGS	-	572	1,212	-	-	-	-
EASLEY CHAPEL	-	-	-	-	-	-	-
EBENEZER	-	-	260	335	-	-	335
EMMANUEL	-	-	-	-	-	-	-
FAIRFIELD	-	100	350	-	-	-	-
FAIRVIEW	-	-	-	-	-	-	-
FIRST/EASLEY	30	12	53	-	-	1,500	1,500
FRIENDSHIP	-	908	2,474	-	-	-	-
GILGAL	-	-	-	-	-	-	-
GRACE/ABBEVILLE	2	5	167	-	-	-	-
GRACE/PICKENS	1,705	3,465	9,755	-	-	-	-
GRACE/WILLIAMSTON	18,398	1,260	38,438	-	-	-	-
HEBRON	-	29	247	-	61	-	61
HOMELAND PARK	-	212	532	-	-	-	-
HOPEWELL	-	-	19,000	-	-	-	-
JOHN WESLEY/ANDERSON	-	-	8,296	-	5,000	-	5,000
JOHN WESLEY/EASLEY	-	-	-	-	-	-	-
LATIMER MEMORIAL	-	2,030	33,051	-	-	-	-
LAWRENCE CHAPEL	-	4,003	9,638	-	-	-	-
LIBERTY	-	6	276	-	-	-	-

ANDERSON DISTRICT	TABLE NO. 3 STATISTICAL REPORT (continued)						
	Capital Campaign and Other Designated Projects			Institutional Support			
Church Name	Other Sources & Projects	Amount received for Special Sundays, General Advance Specials, World Service Specials, Conference Advance Specials and other forms of directed benevolent (charitable) giving	Total income for designated causes including capital campaign and other special projects	Equitable Compensation Funds	Advanced Special, apportioned and connectional funds received by church	Other grants and financial support from institutional sources	Total income from connectional and other institutional sources outside the local church
	68.c	68.d	68	69.a	69.b	69.c	69
MAIN ST/ABBEVILLE	-	38,710	50,071	-	-	-	-
MARSHALL MEMORIAL	-	-	2,255	335	-	-	335
MOORES CHAPEL	-	-	-	-	-	-	-
MT BETHEL	-	5,718	27,587	-	-	-	-
MT PLEASANT	-	-	-	2,114	-	-	2,114
MT SINAI	-	-	1,573	-	-	-	-
MT ZION	-	1,270	6,634	-	-	-	-
NEW GOLDEN GROVE	-	-	-	-	-	-	-
NEW HARMONY	-	190	190	800	-	-	800
NEW HOPE	-	-	2,997	3,240	-	-	3,240
ORRVILLE	-	25	180	335	-	-	335
PELZER	-	-	1,800	-	-	-	-
PENDLETON	-	1,978	91,375	-	-	-	-
PORTER CHAPEL	-	5,718	27,587	-	-	-	-
ROBINSON CHAPEL	-	-	-	-	-	-	-
ROCK SPRINGS	-	260	285	-	-	-	-
RUHAMAH	-	792	987	-	-	-	-
SALEM	-	-	-	-	-	-	-
SANDY SPRINGS	-	-	6,000	-	-	-	-
SHARON/ABBEVILLE	-	-	-	-	-	-	-
SHILOH/DUE WEST	-	-	-	-	-	-	-
SHILOH/PIEDMONT	-	-	25,048	-	-	-	-
SMYRNA	-	-	-	-	-	-	-
ST ANDREW	-	3,475	39,718	-	-	-	-
ST JAMES/BELTON	-	-	-	-	-	-	-
ST JOHN'S	21,974	25,141	173,163	-	-	-	-
ST LUKE / WALHALLA	-	1,580	123,617	-	-	-	-
ST MARK	275,041	8,424	361,451	-	-	-	-
ST PAUL	-	-	-	-	-	-	-
STARR	-	259	766	-	-	-	-
TABOR	-	-	-	-	-	-	-
THOMPSON CENTENNIAL	150	100	350	100	-	-	100
TOXAWAY	-	-	175	-	5,000	-	5,000
TRINITY/ANDERSON	-	29,359	45,451	-	-	-	-
TRINITY/HONEA PATH	-	430	895	-	-	-	-
UNION GROVE	-	1,460	2,660	-	-	-	-

ANDERSON DISTRICT	TABLE NO. 3 STATISTICAL REPORT (continued)						
	Capital Campaign and Other Designated Projects			Institutional Support			
Church Name	Other Sources & Projects	Amount received for Special Sundays, General Advance Specials, World Service Specials, Conference Advance Specials and other forms of directed benevolent (charitable) giving	Total income for designated causes including capital campaign and other special projects	Equitable Compensation Funds	Advanced Special, apportioned and connectional funds received by church	Other grants and financial support from institutional sources	Total income from connectional and other institutional sources outside the local church
	68.c	68.d	68	69.a	69.b	69.c	69
WESTMINSTER	-	5,177	5,300	-	-	-	-
ZION/ANDERSON	-	954	7,254	-	-	-	-
ZION/EASLEY	-	-	6,450	-	-	-	-
ZION/WALHALLA	-	1,000	1,000	-	-	-	
TOTALS	**317,400**	**197,952**	**1,358,328**	**9,359**	**10,061**	**2,500**	**21,920**

CHARLESTON DISTRICT	TABLE NO. 1 STATISTICAL REPORT															
	Church Membership															
Church Name	Total Professing Members at Close of last year	Received this year on Profession of Christian Faith	Restored by affirmation	Correct previous year's reporting errors of total professing membership numbers by addition	Transferred in from other United Methodist Churches	Transferred in from non-United Methodist churches	Removed by Charge Conference Action	Withdrawn from Professing Membership	Correct previous year's reporting errors of total professing membership numbers by subtraction	Transferred out to other United Methodist Churches	Transferred out to non-United Methodist Churches	Removed by death	Total Professing Members at close of this year	Asian	African American/Black	Hispanic/Latino
	1	2.a	2.b	2.c	3	4	5.a	5.b	5.c	6	7	8	9	9.a	9.b	9.c
ALDERSGATE	249	-	-	-	-	-	-	-	-	1	3	10	235	-	1	-
ASBURY-ST JAMES	166	8	-	-	2	-	-	-	-	-	-	7	169	-	1	-
BEREA	18	-	-	-	-	-	-	-	-	-	-	1	17	-	-	-
BETHANY/CHARLESTON	622	6	-	-	2	3	-	-	-	-	-	7	626	4	-	-
BETHANY/SUMMERVILLE	3,279	59	-	-	55	43	22	10	-	17	11	26	3,350	8	3	4
BETHEL/BONNEAU	236	5	-	-	-	-	-	-	58	-	-	3	180	-	178	-
BETHEL/CHARLESTON	807	1	1	-	28	6	-	1	-	3	-	6	833	1	-	-
BETHLEHEM	97	1	1	-	-	-	-	-	-	-	-	-	99	-	99	-
BLACK CREEK	23	2	-	-	-	-	-	1	8	-	-	2	14	-	-	-
BOONE HILL	450	4	-	-	2	3	-	-	1	1	2	4	451	-	2	-
CENTENARY/CHARLESTON	99	3	1	23	-	-	-	-	-	-	-	1	125	-	118	-
CENTENARY/MONCKS CORNE	117	3	-	-	-	-	-	-	-	-	-	1	119	-	119	-
CHARLESTON KOREAN	63	2	-	-	1	10	-	-	-	-	25	1	50	49	1	-
CHEROKEE PLACE	301	2	-	-	-	1	-	8	-	1	3	10	282	-	2	-
COKESBURY	493	3	-	-	2	-	-	-	-	-	-	1	497	-	-	2
CORDESVILLE	68	-	-	-	-	-	-	-	1	-	-	1	66	-	66	-
EBENEZER	54	-	-	-	1	-	-	-	-	-	-	-	55	-	-	-
ECCLES	23	1	-	-	-	-	-	-	-	-	-	-	24	-	-	-
EDISTO ISLAND	68	2	-	-	-	2	-	1	9	-	-	1	61	-	-	-
ENOCH CHAPEL	81	-	-	-	-	-	-	-	-	-	-	1	80	-	80	-
EPWORTH	281	-	-	-	-	1	-	2	2	2	-	4	272	-	1	1
FIRST/ISLE OF PALMS	601	21	1	-	9	4	-	13	-	5	7	8	603	3	2	-
FOLLY BEACH	205	1	-	-	1	3	62	-	1	-	-	6	141	-	-	-
FRIENDSHIP	126	2	1	-	-	-	8	-	-	-	1	3	117	-	-	-
GOOSE CREEK	385	17	-	-	3	7	-	-	-	3	1	8	400	80	4	3
GRACE	679	2	-	-	7	5	1	-	-	6	2	10	674	-	16	1
GREATER ST PAUL	253	18	1	-	-	-	-	-	-	-	-	5	267	-	267	-
GROVE HALL	94	4	-	-	-	4	-	-	-	-	-	1	101	-	98	-
HIBBEN	832	5	5	-	18	7	11	16	-	5	5	5	825	-	4	2
HOOD'S CHAPEL	107	-	-	-	-	-	-	-	-	-	-	1	106	-	-	-
JEHOVAH	78	-	-	-	-	-	-	10	-	-	-	2	66	-	66	-
JERUSALEM	356	8	-	1	-	-	-	-	-	-	-	3	362	1	358	-

CHARLESTON DISTRICT	TABLE NO. 1 STATISTICAL REPORT															
	Church Membership															
Church Name	Total Professing Members at Close of last year	Received this year on Profession of Christian Faith	Restored by affirmation	Correct previous year's reporting errors of total professing membership numbers by addition	Transferred in from other United Methodist Churches	Transferred in from non-United Methodist churches	Removed by Charge Conference Action	Withdrawn from Professing Membership	Correct previous year's reporting errors of total professing membership numbers by subtraction	Transferred out to other United Methodist Churches	Transferred out to non-United Methodist Churches	Removed by death	Total Professing Members at close of this year	Asian	African American/Black	Hispanic/Latino
	1	2.a	2.b	2.c	3	4	5.a	5.b	5.c	6	7	8	9	9.a	9.b	9.c
JOHN WESLEY	1,328	9	-	-	12	18	5	-	-	5	2	15	1,340	1	-	-
JOSHUA	311	5	-	-	-	-	-	-	-	-	-	10	306	-	303	-
KNIGHTSVILLE	389	9	-	-	-	5	-	3	-	-	3	7	390	-	-	-
LEBANON	137	2	-	-	-	2	-	-	-	-	-	2	139	-	-	-
MCCLELLANVILLE	110	-	-	-	-	-	-	-	-	-	-	1	109	-	-	-
MIDLAND PARK	158	-	2	-	3	2	-	-	-	-	-	1	164	-	1	-
MONCKS CORNER	494	1	-	-	14	2	-	9	-	8	6	4	484	1	-	-
MT CARMEL	590	-	10	-	3	14	-	-	-	-	-	3	614	-	-	-
MT NEBO	84	5	-	-	-	-	-	-	-	-	-	3	86	-	86	-
MT ZION	30	-	-	-	-	-	-	-	-	-	-	1	29	-	-	-
MURRAY	299	4	-	-	-	-	-	-	68	-	-	5	230	-	230	-
NEW FRANCIS BROWN	456	5	-	-	-	-	-	-	-	-	-	7	454	-	454	-
NEW HOPE/JAMESTOWN	13	-	-	-	-	-	-	-	-	-	-	1	12	-	-	-
NEW HOPE/RIDGEVILLE	186	-	-	-	1	-	-	-	-	-	-	5	182	-	-	-
NEW HOPE/ST THOMAS	649	3	-	-	-	-	-	-	-	1	-	2	649	-	649	-
NEW LIGHT	252	-	-	-	1	-	-	-	-	-	-	4	249	-	249	-
NEW WEBSTER	283	1	-	-	-	-	39	-	-	-	1	2	242	-	242	-
NORTH CHARLESTON	531	-	-	-	3	3	-	-	-	2	1	8	526	-	2	-
OCEAN GROVE	151	-	-	-	-	1	-	-	-	-	-	1	151	-	-	-
OLD BETHEL	237	1	-	-	-	2	-	-	-	-	-	3	237	-	5	-
PINOPOLIS	330	15	-	-	8	7	5	-	-	4	-	3	348	-	2	-
POINT HOPE	97	5	-	-	-	1	-	-	-	-	-	-	103	1	1	-
RAVENEL	21	-	-	-	-	-	-	-	-	-	-	1	20	20	-	-
REHOBOTH	39	-	-	-	-	-	-	-	-	1	-	2	36	-	-	-
SMYRNA	97	-	2	-	-	-	-	-	-	-	-	2	97	-	-	1
SPRING HILL	60	1	-	-	-	2	-	-	-	-	-	1	62	-	-	-
ST ANDREWS PARISH	495	6	-	-	1	6	106	4	-	6	-	4	388	1	-	-
ST JAMES/GOOSE CREEK	415	2	-	-	5	7	-	-	-	12	7	1	409	-	12	-
ST JAMES/JAMESTOWN	21	2	-	-	-	-	-	-	-	-	-	1	22	-	-	-
ST JAMES/JOHNS ISLAND	137	3	-	-	1	2	55	-	-	-	-	4	84	-	83	-
ST JOHN	42	-	-	1	-	-	-	-	-	-	-	2	41	-	-	-
ST MARK	576	1	-	-	7	-	-	-	-	-	-	5	579	-	2	-
ST STEPHEN	62	-	-	-	-	-	-	-	-	-	-	1	61	-	-	-

CHARLESTON DISTRICT	TABLE NO. 1 STATISTICAL REPORT															
	Church Membership															
Church Name	Total Professing Members at Close of last year	Received this year on Profession of Christian Faith	Restored by affirmation	Correct previous year's reporting errors of total professing membership numbers by addition	Transferred in from other United Methodist Churches	Transferred in from non-United Methodist churches	Removed by Charge Conference Action	Withdrawn from Professing Membership	Correct previous year's reporting errors of total professing membership numbers by subtraction	Transferred out to other United Methodist Churches	Transferred out to non-United Methodist Churches	Removed by death	Total Professing Members at close of this year	Asian	African American/Black	Hispanic/Latino
	1	2.a	2.b	2.c	3	4	5.a	5.b	5.c	6	7	8	9	9.a	9.b	9.c
STALLSVILLE	446	8	-	-	6	-	-	-	-	7	-	3	450	-	3	-
STEWARD CHAPEL	209	-	1	-	-	-	-	-	-	1	-	4	205	-	205	-
TRINITY/CHARLESTON	306	1	-	-	10	2	-	-	-	9	27	2	281	1	6	-
WASHINGTON	264	3	-	-	-	-	-	-	-	3	1	3	260	-	-	-
WESLEY MEMORIAL	226	-	-	-	1	4	-	-	-	-	-	4	227	-	-	-
WESLEY/CHARLESTON	245	-	-	-	-	4	-	-	-	-	-	5	244	-	244	-
WESLEY/JOHNS ISLAND	394	5	-	-	-	-	-	-	-	-	-	1	398	-	398	-
WESLEY/LADSON	388	25	-	-	3	-	-	-	-	-	-	3	413	-	410	-
WESLEY/PINOPOLIS	453	10	-	-	-	-	-	-	-	-	-	2	461	-	461	-
WESLEY/SUMMERVILLE	172	2	-	-	-	-	-	-	-	-	-	1	173	-	172	1
WESLEY/YONGES ISLAND	473	2	-	-	-	-	-	-	-	10	-	9	456	-	454	-
WREN'S CHAPEL	15	-	-	-	-	-	-	-	-	-	-	-	15	-	-	-
ZION/CROSS	530	10	-	-	2	-	-	-	-	-	-	4	538	-	538	-
ZION/ST THOMAS	278	1	-	-	1	1	-	-	-	-	-	4	277	-	277	-
TOTALS	**24,790**	**327**	**26**	**25**	**213**	**184**	**314**	**78**	**148**	**113**	**108**	**296**	**24,508**	**171**	**6,975**	**15**

CHARLESTON DISTRICT	TABLE NO. 1 STATISTICAL REPORT (continued)													
	Church Membership (continued)											Christian Formation Groups		
Church Name	Native American	Pacific Islander	White	Multi-Racial	Females	Males	Average attendance at all weekly worship services	Number of persons baptized this year (all ages)	Total Baptized Members who have not become Professing Members	Number of other constituents	Total enrolled in confirmation classes This Year	Number of Children in all Christian formation groups and other small group ministries 0-11	Number of Youth in all Christian formation groups and other small group ministries 12-18	Number of Young Adults in all Christian formation groups and other small group ministries 19-30
	9.d	9.e	9.f	9.g	9.h	9.i	10	11	12	13	14	15	16	17
ALDERSGATE	1	-	232	1	151	84	85	2	-	65	-	13	3	2
ASBURY-ST JAMES	-	-	168	-	92	77	88	-	-	49	-	3	7	-
BEREA	-	-	17	-	6	11	8	-	2	1	-	-	-	-
BETHANY/CHARLESTON	1	-	621	-	377	249	165	4	25	10	-	25	20	16
BETHANY/SUMMERVILLE	2	2	3,332	9	1,776	1,574	851	48	781	210	33	1,468	106	55
BETHEL/BONNEAU	-	-	-	2	138	42	97	2	20	-	-	20	8	12
BETHEL/CHARLESTON	-	-	832	-	463	370	294	15	157	70	-	23	32	86
BETHLEHEM	-	-	-	-	61	38	78	3	21	32	-	13	15	21
BLACK CREEK	-	-	14	-	6	8	3	-	-	-	-	-	-	-
BOONE HILL	-	-	449	-	258	193	126	9	71	26	-	20	5	3
CENTENARY/CHARLESTON	2	-	3	2	83	42	98	2	8	-	8	15	10	19
CENTENARY/MONCKS CORNE	-	-	-	-	82	37	85	-	-	6	-	25	20	15
CHARLESTON KOREAN	-	-	1	-	29	21	48	4	-	-	-	15	7	7
CHEROKEE PLACE	-	14	265	1	176	106	58	-	10	-	-	4	2	1
COKESBURY	-	-	495	-	293	204	165	1	1	15	-	25	17	10
CORDESVILLE	-	-	-	-	48	18	-	1	1	1	-	2	-	4
EBENEZER	-	-	55	-	38	17	29	-	6	9	-	7	5	1
ECCLES	-	-	24	-	17	7	15	-	-	9	-	-	-	-
EDISTO ISLAND	-	-	59	-	33	28	58	-	-	51	-	-	1	-
ENOCH CHAPEL	-	-	-	-	41	39	30	1	1	13	-	13	-	1
EPWORTH	-	-	270	-	166	106	110	-	5	10	-	4	-	5
FIRST/ISLE OF PALMS	-	-	598	-	342	261	278	7	127	93	10	120	51	10
FOLLY BEACH	-	-	141	-	80	61	56	-	26	9	-	5	-	-
FRIENDSHIP	-	-	117	-	68	49	43	3	18	5	-	6	2	-
GOOSE CREEK	-	-	312	1	230	170	201	10	4	40	10	91	24	20
GRACE	2	-	655	-	364	310	236	9	6	35	-	29	25	9
GREATER ST PAUL	-	-	-	-	150	117	210	3	72	1	38	32	13	6
GROVE HALL	-	-	-	-	56	45	50	1	-	-	-	23	10	20
HIBBEN	-	-	819	-	424	401	326	2	11	120	29	75	50	6
HOOD'S CHAPEL	-	-	106	-	66	40	46	-	10	14	-	9	8	6
JEHOVAH	-	-	-	-	46	20	35	-	-	-	-	-	-	-
JERUSALEM	-	-	2	-	190	172	138	7	3	-	4	15	21	17

CHARLESTON DISTRICT	TABLE NO. 1 STATISTICAL REPORT (continued)													
	Church Membership (continued)											Christian Formation Groups		
Church Name	Native American	Pacific Islander	White	Multi-Racial	Females	Males	Average attendance at all weekly worship services	Number of persons baptized this year (all ages)	Total Baptized Members who have not become Professing Members	Number of other constituents	Total enrolled in confirmation classes This Year	Number of Children in all Christian formation groups and other small group ministries 0-11	Number of Youth in all Christian formation groups and other small group ministries 12-18	Number of Young Adults in all Christian formation groups and other small group ministries 19-30
	9.d	9.e	9.f	9.g	9.h	9.i	10	11	12	13	14	15	16	17
JOHN WESLEY	1	-	1,338	-	717	623	462	25	33	66	9	197	70	35
JOSHUA	-	-	-	3	200	106	125	4	55	15	4	15	20	14
KNIGHTSVILLE	-	-	-	-	224	166	100	2	5	4	1	8	5	4
LEBANON	-	-	139	-	68	71	50	-	5	8	-	-	-	-
MCCLELLANVILLE	-	-	109	-	61	48	21	-	4	-	-	-	-	-
MIDLAND PARK	2	-	161	-	83	81	74	-	25	32	-	14	3	3
MONCKS CORNER	-	-	483	-	251	233	148	5	93	14	-	31	18	8
MT CARMEL	-	-	-	1	475	139	300	10	-	-	-	30	25	25
MT NEBO	-	-	-	-	57	29	65	2	2	-	5	12	8	7
MT ZION	-	-	29	-	10	19	21	-	-	-	-	-	-	-
MURRAY	-	-	-	-	150	80	130	2	2	50	4	20	12	15
NEW FRANCIS BROWN	-	-	-	-	334	120	180	10	7	-	5	15	15	15
NEW HOPE/JAMESTOWN	-	-	12	-	7	5	12	-	-	-	-	-	-	-
NEW HOPE/RIDGEVILLE	-	-	182	-	90	92	55	-	-	-	-	6	5	-
NEW HOPE/ST THOMAS	-	-	1	6	433	216	250	24	24	-	-	50	50	40
NEW LIGHT	-	-	-	-	174	75	55	1	-	-	9	-	-	-
NEW WEBSTER	-	-	-	-	157	85	125	5	23	1	-	20	15	18
NORTH CHARLESTON	-	-	523	1	297	229	105	5	73	10	-	28	5	4
OCEAN GROVE	-	-	151	-	83	68	32	-	5	-	-	-	-	-
OLD BETHEL	-	-	-	-	150	87	123	-	-	3	-	15	12	16
PINOPOLIS	-	-	341	5	205	143	126	3	47	66	12	20	55	12
POINT HOPE	-	-	101	-	56	47	104	1	3	23	3	21	9	3
RAVENEL	-	-	20	-	12	8	12	-	-	-	-	-	-	2
REHOBOTH	-	-	36	-	18	18	20	-	-	-	-	-	2	2
SMYRNA	-	-	97	-	56	41	54	-	-	25	-	-	-	-
SPRING HILL	-	-	62	-	31	31	30	-	3	1	-	-	-	-
ST ANDREWS PARISH	-	1	382	4	225	163	176	2	111	61	-	57	11	4
ST JAMES/GOOSE CREEK	-	-	397	-	232	177	165	10	85	74	-	24	21	5
ST JAMES/JAMESTOWN	-	-	22	-	12	10	14	1	-	-	-	-	-	-
ST JAMES/JOHNS ISLAND	-	-	1	-	67	17	95	1	10	-	-	12	10	15
ST JOHN	-	-	41	-	23	18	19	-	14	5	-	-	-	-
ST MARK	-	-	577	-	303	276	203	2	12	2	-	39	22	2
ST STEPHEN	-	-	61	-	34	27	42	-	10	2	-	11	3	7

CHARLESTON DISTRICT	TABLE NO. 1 STATISTICAL REPORT (continued)													
	Church Membership (continued)											Christian Formation Groups		
Church Name	Native American	Pacific Islander	White	Multi-Racial	Females	Males	Average attendance at all weekly worship services	Number of persons baptized this year (all ages)	Total Baptized Members who have not become Professing Members	Number of other constituents	Total enrolled in confirmation classes This Year	Number of Children in all Christian formation groups and other small group ministries 0-11	Number of Youth in all Christian formation groups and other small group ministries 12-18	Number of Young Adults in all Christian formation groups and other small group ministries 19-30
	9.d	9.e	9.f	9.g	9.h	9.i	10	11	12	13	14	15	16	17
STALLSVILLE	-	-	442	5	244	206	175	1	5	8	-	27	22	14
STEWARD CHAPEL	-	-	-	-	110	95	110	-	-	-	-	8	3	5
TRINITY/CHARLESTON	-	-	273	1	153	128	67	5	5	27	-	5	-	4
WASHINGTON	-	-	-	-	160	100	80	3	-	-	-	-	-	-
WESLEY MEMORIAL	-	-	227	-	125	102	95	3	1	28	-	19	1	1
WESLEY/CHARLESTON	-	-	-	-	158	86	151	2	-	-	-	35	40	-
WESLEY/JOHNS ISLAND	-	-	-	-	227	171	150	-	18	16	-	20	15	10
WESLEY/LADSON	-	-	3	2	290	123	200	3	3	2	-	18	5	35
WESLEY/PINOPOLIS	-	-	-	-	271	190	368	2	-	30	32	72	80	71
WESLEY/SUMMERVILLE	-	-	-	-	131	42	50	6	4	-	4	12	11	8
WESLEY/YONGES ISLAND	-	-	2	-	330	126	250	4	12	16	15	8	17	15
WREN'S CHAPEL	-	-	15	-	9	6	7	-	-	-	-	-	-	-
ZION/CROSS	-	-	-	-	306	232	185	5	-	-	3	6	36	23
ZION/ST THOMAS	-	-	-	-	180	97	75	3	-	-	-	11	8	10
TOTALS	**11**	**17**	**15,815**	**44**	**14,339**	**10,169**	**9,566**	**286**	**2,085**	**1,483**	**238**	**2,986**	**1,096**	**804**

CHARLESTON DISTRICT	TABLE NO 1 STATISTICAL REPORT (continued)									
	Christian Formation Groups (continued)								UMMen	
Church Name	Number of Other Adults in all Christian formation groups and other small group ministries 31 and older	Total Christian formation participants	Average weekly attendance (all ages) in Sunday Church school	Number of persons (all ages) active in covenant discipleship groups	Number of participants in Vacation Bible School	Number of ongoing classes (all ages) for learning in Sunday Church School	Number of ongoing classes for learning (all ages) other than Sunday Church School	Number of short-term classes and groups (all ages) for learning	Membership in United Methodist Men	Amount Paid for Projects UMM
	18	19	20	21	22	23	24	25	26	27
ALDERSGATE	5	23	46	-	-	6	-	2	16	450
ASBURY-ST JAMES	21	31	22	-	-	3	-	1	-	-
BEREA	6	6	4	2	-	1	1	1	-	-
BETHANY/CHARLESTON	72	133	78	10	140	8	2	2	45	5,000
BETHANY/SUMMERVILLE	1,769	3,398	610	75	432	27	13	296	45	2,639
BETHEL/BONNEAU	30	70	20	-	100	2	1	-	12	-
BETHEL/CHARLESTON	147	288	172	8	52	13	2	6	23	1,218
BETHLEHEM	63	112	16	2	15	-	-	10	12	-
BLACK CREEK	-	-	-	-	-	-	-	-	-	-
BOONE HILL	55	83	83	-	75	7	5	3	12	1,496
CENTENARY/CHARLESTON	81	125	16	10	27	11	10	8	12	200
CENTENARY/MONCKS CORNE	104	164	14	15	33	2	2	2	35	450
CHARLESTON KOREAN	4	33	16	45	-	5	1	3	15	1,000
CHEROKEE PLACE	40	47	32	-	49	5	-	2	21	427
COKESBURY	15	67	78	5	65	101	1	1	4	-
CORDESVILLE	6	12	15	-	10	1	-	1	9	800
EBENEZER	15	28	11	-	37	2	-	-	-	-
ECCLES	9	9	8	8	-	1	1	1	-	-
EDISTO ISLAND	-	1	1	-	-	-	20	2	20	500
ENOCH CHAPEL	3	17	9	-	9	2	-	1	8	-
EPWORTH	45	54	35	2	20	4	1	1	20	2,180
FIRST/ISLE OF PALMS	62	243	100	-	110	13	11	6	30	6,000
FOLLY BEACH	8	13	7	-	-	2	-	1	8	265
FRIENDSHIP	15	23	11	10	15	2	-	-	-	-
GOOSE CREEK	85	220	84	-	89	12	4	3	16	501
GRACE	191	254	78	38	72	12	8	9	25	1,675
GREATER ST PAUL	30	81	110	14	135	7	10	30	37	220
GROVE HALL	44	97	12	-	35	-	20	-	-	-
HIBBEN	220	351	171	26	100	22	2	12	20	14
HOOD'S CHAPEL	25	48	21	8	20	2	1	2	-	-
JEHOVAH	-	-	15	-	25	2	-	-	-	-
JERUSALEM	12	65	45	23	75	3	4	2	28	1,800

CHARLESTON DISTRICT	TABLE NO 1 STATISTICAL REPORT (continued)									
	Christian Formation Groups (continued)								UMMen	
Church Name	Number of Other Adults in all Christian formation groups and other small group ministries 31 and older	Total Christian formation participants	Average weekly attendance (all ages) in Sunday Church school	Number of persons (all ages) active in covenant discipleship groups	Number of participants in Vacation Bible School	Number of ongoing classes (all ages) for learning in Sunday Church School	Number of ongoing classes for learning (all ages) other than Sunday Church School	Number of short-term classes and groups (all ages) for learning	Membership in United Methodist Men	Amount Paid for Projects UMM
	18	19	20	21	22	23	24	25	26	27
JOHN WESLEY	119	421	261	121	450	23	-	12	85	4,639
JOSHUA	50	99	25	65	70	5	4	-	30	400
KNIGHTSVILLE	30	47	32	-	100	8	2	-	25	500
LEBANON	-	-	25	-	30	4	-	1	-	-
MCCLELLANVILLE	-	-	-	-	-	-	-	-	-	-
MIDLAND PARK	34	54	39	28	81	8	1	22	10	1,200
MONCKS CORNER	56	113	104	86	75	11	-	3	45	5,018
MT CARMEL	50	130	50	-	125	5	-	-	25	1,500
MT NEBO	59	86	20	-	15	3	5	7	21	1,000
MT ZION	-	-	5	-	-	-	17	-	-	-
MURRAY	21	68	40	13	60	5	2	-	25	1,400
NEW FRANCIS BROWN	45	90	60	20	40	4	2	-	40	-
NEW HOPE/JAMESTOWN	-	-	-	-	-	-	17	-	-	-
NEW HOPE/RIDGEVILLE	29	40	28	18	40	4	2	2	-	-
NEW HOPE/ST THOMAS	50	190	30	-	60	-	1	3	15	-
NEW LIGHT	-	-	20	-	28	2	1	-	22	5,000
NEW WEBSTER	8	61	22	15	10	-	-	-	25	-
NORTH CHARLESTON	38	75	57	-	50	9	3	2	5	-
OCEAN GROVE	14	14	5	-	-	-	-	-	5	1,718
OLD BETHEL	39	82	42	13	76	34	40	12	18	1,300
PINOPOLIS	60	147	71	35	80	8	8	2	10	275
POINT HOPE	14	47	15	-	82	3	2	1	-	-
RAVENEL	10	12	-	-	-	-	-	10	-	-
REHOBOTH	-	4	-	-	-	-	-	2	-	-
SMYRNA	5	5	10	12	-	1	2	2	-	-
SPRING HILL	-	-	-	-	-	-	-	2	-	-
ST ANDREWS PARISH	67	139	55	10	65	11	-	8	25	2,500
ST JAMES/GOOSE CREEK	60	110	69	-	57	9	1	2	-	-
ST JAMES/JAMESTOWN	-	-	-	-	-	-	17	-	-	-
ST JAMES/JOHNS ISLAND	58	95	18	-	15	15	4	-	12	250
ST JOHN	8	8	-	-	-	-	-	1	-	-
ST MARK	97	160	68	-	84	11	-	2	40	1,950
ST STEPHEN	11	32	17	-	5	5	-	6	5	450

CHARLESTON DISTRICT	TABLE NO 1 STATISTICAL REPORT (continued)									
	Christian Formation Groups (continued)								UMMen	
Church Name	Number of Other Adults in all Christian formation groups and other small group ministries 31 and older	Total Christian formation participants	Average weekly attendance (all ages) in Sunday Church school	Number of persons (all ages) active in covenant discipleship groups	Number of participants in Vacation Bible School	Number of ongoing classes (all ages) for learning in Sunday Church School	Number of ongoing classes for learning (all ages) other than Sunday Church School	Number of short-term classes and groups (all ages) for learning	Membership in United Methodist Men	Amount Paid for Projects UMM
	18	19	20	21	22	23	24	25	26	27
STALLSVILLE	71	134	96	9	55	12	5	2	21	818
STEWARD CHAPEL	15	31	15	-	-	1	1	1	-	-
TRINITY/CHARLESTON	17	26	19	-	-	3	-	-	-	-
WASHINGTON	-	-	20	-	15	-	15	-	23	-
WESLEY MEMORIAL	35	56	56	50	15	95	6	1	-	20
WESLEY/CHARLESTON	54	129	36	24	50	5	2	-	6	250
WESLEY/JOHNS ISLAND	60	105	35	20	65	5	-	6	22	2,000
WESLEY/LADSON	12	70	40	25	80	40	-	25	15	-
WESLEY/PINOPOLIS	200	423	95	112	163	4	3	12	38	150
WESLEY/SUMMERVILLE	10	41	30	45	60	1	1	-	15	500
WESLEY/YONGES ISLAND	40	80	38	12	100	4	2	-	29	100
WREN'S CHAPEL	-	-	-	-	-	-	-	-	-	-
ZION/CROSS	28	93	42	21	46	35	32	20	30	1,650
ZION/ST THOMAS	43	72	53	-	32	4	1	-	8	-
TOTALS	**4,799**	**9,685**	**3,703**	**1,055**	**4,119**	**675**	**319**	**577**	**1,168**	**61,423**

CHARLESTON DISTRICT	TABLE NO. 1 STATISTICAL REPORT (continued)									
	UMWomen		UMVIM		Mission Teams		Community Ministries			
Church Name	Membership in United Methodist Women	Amount paid for local church and community work UMW	Number UMVIM teams sent from Local church	Number of persons sent out on UMVIM teams from this local church	Number of other mission teams sent from this local church	Number of persons sent out on other mission teams from this local church	Number of community ministries for daycare and/or education	Number of persons served by community ministries for daycare and/or education	Number of community ministries for outreach, justice, and mercy	Number of persons served by community ministries for outreach, justice, and mercy
	28	29	30.a	30.b	31.a	31.b	32	33	34	35
ALDERSGATE	45	1,419	-	-	-	-	-	-	3	405
ASBURY-ST JAMES	13	1,195	-	-	1	-	-	-	2	1,789
BEREA	-	-	-	-	1	1	-	-	6	1,000
BETHANY/CHARLESTON	65	4,000	-	-	6	5	-	-	5	15
BETHANY/SUMMERVILLE	169	6,335	1	13	18	575	5	738	10	425
BETHEL/BONNEAU	21	-	-	-	-	-	1	21	4	240
BETHEL/CHARLESTON	69	6,165	-	-	6	64	-	-	4	2,100
BETHLEHEM	-	3,558	-	-	-	-	-	-	100	-
BLACK CREEK	-	-	-	-	-	-	-	-	-	-
BOONE HILL	21	300	-	-	-	-	2	24	1	50
CENTENARY/CHARLESTON	23	400	-	-	8	-	3	32	-	-
CENTENARY/MONCKS CORNE	19	600	-	-	-	-	1	5	2	13
CHARLESTON KOREAN	28	1,500	-	-	-	-	-	-	-	-
CHEROKEE PLACE	50	6,879	-	-	-	-	-	-	7	304
COKESBURY	15	4	-	-	2	16	1	24	3	175
CORDESVILLE	15	150	-	-	-	-	-	-	3	55
EBENEZER	-	-	-	-	1	2	-	-	3	112
ECCLES	-	-	-	-	1	5	-	-	6	1,000
EDISTO ISLAND	17	2,000	2	8	-	-	-	-	-	-
ENOCH CHAPEL	13	-	-	-	-	2	-	-	-	-
EPWORTH	35	3,002	-	-	3	30	1	16	9	50
FIRST/ISLE OF PALMS	19	4,100	1	16	2	24	-	-	4	300
FOLLY BEACH	12	1,403	-	-	2	9	-	-	5	500
FRIENDSHIP	-	-	-	-	-	-	-	-	3	150
GOOSE CREEK	32	1,988	-	-	3	55	2	40	5	625
GRACE	90	5,221	-	-	5	57	1	150	1	120
GREATER ST PAUL	60	150	-	-	31	25	11	67	10	400
GROVE HALL	-	-	-	-	-	-	-	-	4	50
HIBBEN	71	1	-	-	8	58	2	130	3	1,000
HOOD'S CHAPEL	-	-	-	-	2	5	1	12	5	250
JEHOVAH	22	-	-	-	-	-	-	-	-	-
JERUSALEM	63	2,500	-	-	-	-	2	2	3	6

CHARLESTON DISTRICT	TABLE NO. 1 STATISTICAL REPORT (continued)									
	UMWomen		UMVIM		Mission Teams		Community Ministries			
Church Name	Membership in United Methodist Women	Amount paid for local church and community work UMW	Number UMVIM teams sent from Local church	Number of persons sent out on UMVIM teams from this local church	Number of other mission teams sent from this local church	Number of persons sent out on other mission teams from this local church	Number of community ministries for daycare and/or education	Number of persons served by community ministries for daycare and/or education	Number of community ministries for outreach, justice, and mercy	Number of persons served by community ministries for outreach, justice, and mercy
	28	29	30.a	30.b	31.a	31.b	32	33	34	35
JOHN WESLEY	86	2,917	2	25	2	25	2	117	58	999,999
JOSHUA	55	350	-	-	-	-	-	-	4	200
KNIGHTSVILLE	30	580	-	-	1	-	3	150	2	300
LEBANON	-	-	-	-	-	-	-	-	-	-
MCCLELLANVILLE	8	1,550	-	-	-	-	-	-	-	-
MIDLAND PARK	47	455	-	-	-	-	2	58	1	180
MONCKS CORNER	60	500	-	-	2	40	1	-	3	150
MT CARMEL	60	1,200	-	-	-	-	-	-	2	10
MT NEBO	24	800	-	-	-	-	5	-	3	8
MT ZION	-	-	-	-	-	-	-	-	-	-
MURRAY	-	-	-	-	5	25	-	-	6	2,540
NEW FRANCIS BROWN	50	200	-	-	25	-	1	1	2	140
NEW HOPE/JAMESTOWN	-	-	-	-	-	-	-	-	-	-
NEW HOPE/RIDGEVILLE	-	-	-	-	5	15	1	15	2	25
NEW HOPE/ST THOMAS	13	800	-	-	-	-	-	-	-	50
NEW LIGHT	15	-	-	-	-	-	-	-	1	8
NEW WEBSTER	36	-	-	-	-	-	-	-	64	-
NORTH CHARLESTON	65	3,092	-	-	-	-	4	85	3	300
OCEAN GROVE	9	5,091	-	-	-	-	-	-	1	333
OLD BETHEL	28	400	-	-	12	30	2	45	5	140
PINOPOLIS	8	1,177	-	-	-	12	-	-	7	200
POINT HOPE	-	-	-	-	-	-	2	75	3	102
RAVENEL	-	-	-	-	-	-	-	-	1	18
REHOBOTH	-	-	-	-	-	-	-	-	3	35
SMYRNA	-	-	-	-	2	15	-	-	5	50
SPRING HILL	-	-	-	-	-	-	-	-	2	7
ST ANDREWS PARISH	50	977	-	-	2	20	1	6	5	102
ST JAMES/GOOSE CREEK	23	2,377	-	1	-	-	-	-	-	-
ST JAMES/JAMESTOWN	-	-	-	-	-	-	-	-	-	-
ST JAMES/JOHNS ISLAND	41	-	-	-	-	-	17	-	6	23
ST JOHN	-	-	-	-	-	-	-	-	2	6
ST MARK	60	3,481	-	-	2	23	-	-	2	31
ST STEPHEN	14	250	-	-	-	-	-	-	3	35

CHARLESTON DISTRICT	TABLE NO. 1 STATISTICAL REPORT (continued)									
	UMWomen		UMVIM		Mission Teams		Community Ministries			
Church Name	Membership in United Methodist Women	Amount paid for local church and community work UMW	Number UMVIM teams sent from Local church	Number of persons sent out on UMVIM teams from this local church	Number of other mission teams sent from this local church	Number of persons sent out on other mission teams from this local church	Number of community ministries for daycare and/or education	Number of persons served by community ministries for daycare and/or education	Number of community ministries for outreach, justice, and mercy	Number of persons served by community ministries for outreach, justice, and mercy
	28	29	30.a	30.b	31.a	31.b	32	33	34	35
STALLSVILLE	45	5,994	-	-	-	-	1	95	2	532
STEWARD CHAPEL	25	1,000	-	-	-	-	-	-	-	4
TRINITY/CHARLESTON	12	120	-	-	1	2	-	-	4	360
WASHINGTON	-	-	-	-	-	-	-	-	1	120
WESLEY MEMORIAL	2,724	30	1,200	1	5	-	2	20	4	150
WESLEY/CHARLESTON	82	300	-	-	-	-	-	-	-	-
WESLEY/JOHNS ISLAND	61	2,500	-	-	-	-	-	-	3	180
WESLEY/LADSON	-	1,500	-	-	-	-	-	-	5	75
WESLEY/PINOPOLIS	20	375	-	-	2	15	3	75	6	415
WESLEY/SUMMERVILLE	22	1	1	-	-	-	-	-	1	2,500
WESLEY/YONGES ISLAND	40	450	-	-	3	-	2	13	6	453
WREN'S CHAPEL	-	-	-	-	-	-	-	-	-	-
ZION/CROSS	45	2,500	-	-	3	5	1	-	-	-
ZION/ST THOMAS	25	-	-	-	-	-	-	-	3	12
TOTALS	**4,870**	**93,837**	**1,207**	**64**	**172**	**1,160**	**83**	**2,016**	**442**	**1,020,927**

CHARLESTON DISTRICT	TABLE NO. 2 STATISTICAL REPORT							
	Property and Assets				Apportionments			
Church Name	Market value of church land, buildings and equipment	Market value of other church-owned assets	Debts secured by church physical assets	Other debt	Total amount APPORTIONED to the local church for all causes paid to the AC Treasurer	Total amount PAID by the local church for all apportioned causes to the AC Treasurer	Total amount APPORTIONED to the local church for all apportioned causes directly paid to the DISTRICT	Total amount PAID by the local church for apportioned causes directly paid to the DISTRICT
	36	37	38	39	40.a	40.b	41.a	41.b
ALDERSGATE	2,735,000	368,000	-	-	25,100	25,372	-	-
ASBURY-ST JAMES	3,331,000	461,972	-	-	17,811	17,811	-	-
BEREA	225,000	215,000	-	-	1,419	-	-	-
BETHANY/CHARLESTON	2,605,000	40,000	-	-	36,932	17,247	-	-
BETHANY/SUMMERVILLE	8,341,485	466,146	2,500,000	-	251,459	251,460	-	-
BETHEL/BONNEAU	1,087,000	-	109,000	-	8,627	8,627	-	-
BETHEL/CHARLESTON	9,969,000	1,556,279	-	924,471	88,664	88,664	-	-
BETHLEHEM	1,641,000	-	60,000	-	6,158	4,655	-	-
BLACK CREEK	30,000	19,088	-	-	1,057	1,057	-	-
BOONE HILL	2,056,926	67	-	-	29,862	16,024	-	-
CENTENARY/CHARLESTON	3,000,000	250,000	-	-	7,455	7,455	-	-
CENTENARY/MONCKS CORNE	4,500,000	-	-	-	10,289	10,292	-	-
CHARLESTON KOREAN	2,750,000	-	698,146	-	11,052	1,006	-	-
CHEROKEE PLACE	875,000	-	-	-	17,457	17,457	-	-
COKESBURY	3,652,000	-	308,000	-	36,770	36,770	-	-
CORDESVILLE	-	-	-	-	5,047	5,047	-	-
EBENEZER	664,000	-	-	-	3,821	1,000	-	-
ECCLES	90,000	17,470	-	-	1,654	1,654	-	-
EDISTO ISLAND	1,045,000	192,000	-	-	8,590	8,590	-	-
ENOCH CHAPEL	326,000	8,200	-	-	3,275	3,275	-	-
EPWORTH	1,594,000	63,340	-	-	17,085	3,936	-	-
FIRST/ISLE OF PALMS	4,335,000	197,796	712,256	-	62,777	62,777	-	-
FOLLY BEACH	1,349,500	12,128	-	-	14,639	14,639	-	-
FRIENDSHIP	620,000	33,057	-	-	8,203	4,171	-	-
GOOSE CREEK	1,000,021	-	97,075	-	17,447	17,447	-	-
GRACE	4,200,000	-	178,584	-	78,724	78,725	-	-
GREATER ST PAUL	237	-	120,000	-	12,196	12,196	-	-
GROVE HALL	500,000	-	-	-	3,735	3,735	-	-
HIBBEN	9,550,000	204,678	1,045,482	-	96,996	96,996	-	-
HOOD'S CHAPEL	1,127,000	-	-	-	8,530	3,653	-	-
JEHOVAH	365,000	4,000	-	-	3,053	3,053	-	-
JERUSALEM	850,000	-	80,000	-	3,627	3,627	-	-

CHARLESTON DISTRICT	TABLE NO. 2 STATISTICAL REPORT							
	Property and Assets				Apportionments			
Church Name	Market value of church land, buildings and equipment	Market value of other church-owned assets	Debts secured by church physical assets	Other debt	Total amount APPORTIONED to the local church for all causes paid to the AC Treasurer	Total amount PAID by the local church for all apportioned causes to the AC Treasurer	Total amount APPORTIONED to the local church for all apportioned causes directly paid to the DISTRICT	Total amount PAID by the local church for apportioned causes directly paid to the DISTRICT
	36	37	38	39	40.a	40.b	41.a	41.b
JOHN WESLEY	6,330,000	196	-	-	127,081	95,311	-	-
JOSHUA	950,000	-	300,000	25,000	14,597	14,597	-	-
KNIGHTSVILLE	2,749,000	-	539,179	-	16,768	10,243	-	-
LEBANON	634,000	104,720	-	-	6,569	6,569	-	-
MCCLELLANVILLE	529,000	236,314	-	-	7,116	537	-	-
MIDLAND PARK	1,434,100	10,000	-	-	21,881	10,941	-	-
MONCKS CORNER	3,366,240	326,318	93,714	-	53,618	53,618	-	-
MT CARMEL	935,000	130,000	-	127,498	11,631	11,631	-	-
MT NEBO	307,400	-	-	10,000	6,932	6,932	-	-
MT ZION	74,800	3,000	-	-	1,400	1,400	-	-
MURRAY	3,682,200	450,000	-	-	18,514	18,514	-	-
NEW FRANCIS BROWN	1,716,003	-	310	-	35,540	22,000	-	-
NEW HOPE/JAMESTOWN	45,000	3,500	-	-	1,195	1,195	-	-
NEW HOPE/RIDGEVILLE	710,000	128,630	-	-	7,082	3,339	-	-
NEW HOPE/ST THOMAS	2	-	-	-	12,136	6,557	-	-
NEW LIGHT	1,138,788	-	-	-	12,447	12,446	-	-
NEW WEBSTER	1,125,000	175,000	286,567	-	10,587	10,587	-	-
NORTH CHARLESTON	5,784,000	420,000	-	-	35,252	14,376	-	-
OCEAN GROVE	1,500,000	45,516	34,816	-	6,519	6,519	-	-
OLD BETHEL	1,025,000	26,500	-	-	12,272	12,272	-	-
PINOPOLIS	1,489,000	240,000	-	-	30,707	30,707	-	-
POINT HOPE	1,500,000	11,651	-	-	9,046	9,046	-	-
RAVENEL	-	-	-	-	1,537	1,537	-	-
REHOBOTH	208,000	-	-	-	2,343	2,343	-	-
SMYRNA	310,000	169,937	-	-	5,697	5,697	-	-
SPRING HILL	228,806	31,966	-	-	3,292	3,086	-	-
ST ANDREWS PARISH	1,767,162	369,547	53,744	-	38,243	38,243	-	-
ST JAMES/GOOSE CREEK	1,925,000	93,771	265,544	-	26,445	26,445	-	-
ST JAMES/JAMESTOWN	530,000	-	-	-	3,107	3,107	-	-
ST JAMES/JOHNS ISLAND	2,500,000	-	35,520	-	13,562	14,555	-	-
ST JOHN	989,000	-	-	-	3,866	-	-	-
ST MARK	3,037,000	114,407	-	-	31,557	31,557	-	-
ST STEPHEN	1,182,000	-	4,000	-	4,355	4,355	-	-

CHARLESTON DISTRICT	TABLE NO. 2 STATISTICAL REPORT							
	Property and Assets				Apportionments			
Church Name	Market value of church land, buildings and equipment	Market value of other church-owned assets	Debts secured by church physical assets	Other debt	Total amount APPORTIONED to the local church for all causes paid to the AC Treasurer	Total amount PAID by the local church for all apportioned causes to the AC Treasurer	Total amount APPORTIONED to the local church for all apportioned causes directly paid to the DISTRICT	Total amount PAID by the local church for apportioned causes directly paid to the DISTRICT
	36	37	38	39	40.a	40.b	41.a	41.b
STALLSVILLE	1,476,000	3,000	15,000	-	36,515	9,128	-	-
STEWARD CHAPEL	350,000	50,000	-	-	6,108	3,831	-	-
TRINITY/CHARLESTON	7,122,000	544,967	-	-	31,084	31,084	-	-
WASHINGTON	670,000	-	231,352	-	13,999	-	-	-
WESLEY MEMORIAL	1,600,000	12,463	293,057	-	17,170	17,170	-	-
WESLEY/CHARLESTON	1,704,500	215,000	50,000	-	24,448	24,448	-	-
WESLEY/JOHNS ISLAND	2,280,300	-	1,383,569	21,836	30,435	9,622	-	-
WESLEY/LADSON	1,685,000	332,000	100,000	-	21,269	21,269	-	-
WESLEY/PINOPOLIS	826,000	29,000	-	-	15,122	15,122	-	-
WESLEY/SUMMERVILLE	694,000	18,000	-	-	9,034	9,034	-	-
WESLEY/YONGES ISLAND	1,285,000	37,445	-	1,500	13,848	13,848	-	-
WREN'S CHAPEL	87,000	2,600	-	-	1,282	1,282	-	-
ZION/CROSS	975,000	5,000	-	-	3,768	-	-	-
ZION/ST THOMAS	850,000	45,000	140,000	-	10,140	2,581	-	-
TOTALS	**145,720,470**	**8,494,669**	**9,734,915**	**1,110,305**	**1,726,627**	**1,477,098**	**-**	**-**

CHARLESTON DISTRICT	TABLE NO. 2 STATISTICAL REPORT (continued)							
	Other Benevolences							
Church Name	Total amount for General Advance Specials remitted to the AC Treasurer	Total amount for World Service Specials remitted to the AC Treasurer	Total amount for Annual Conference Advance Specials remitted to the AC Treasurer	Total amount for the Youth Service fund remitted to the AC Treasurer	Total amount of all other funds sent to AC Treasurer for connectional mission and ministry	Total Annual Conference Special Sunday Offerings remitted to the AC Treasurer	Total amount given directly to UM causes (not sent to AC Treasurer)	Total amount given to non-United Methodist benevolent and charitable causes
	42	43	44	45	46	47	48	49
ALDERSGATE	1,207	-	-	-	618	2,630	-	2,240
ASBURY-ST JAMES	70	-	-	-	-	388	-	2,048
BEREA	-	-	-	-	-	-	-	-
BETHANY/CHARLESTON	833	-	-	-	-	1,466	-	-
BETHANY/SUMMERVILLE	20,593	-	-	-	3,089	13,941	-	128,734
BETHEL/BONNEAU	-	-	-	-	157	-	700	400
BETHEL/CHARLESTON	100	-	1,050	-	-	6,287	8,839	36,903
BETHLEHEM	1,000	-	-	-	11	-	300	1,100
BLACK CREEK	-	-	-	-	-	-	-	-
BOONE HILL	811	-	-	-	-	941	-	845
CENTENARY/CHARLESTON	-	-	-	-	124	-	1,500	500
CENTENARY/MONCKS CORNE	1,512	-	-	-	201	-	-	-
CHARLESTON KOREAN	-	-	-	-	5	-	-	-
CHEROKEE PLACE	433	-	-	-	307	893	1,358	244
COKESBURY	810	-	-	-	718	1,655	1,311	28,030
CORDESVILLE	-	-	-	-	87	-	-	-
EBENEZER	-	-	-	-	-	-	-	-
ECCLES	-	-	170	-	27	-	397	894
EDISTO ISLAND	885	-	-	-	139	-	2,732	6,815
ENOCH CHAPEL	-	-	-	-	59	-	250	500
EPWORTH	1,258	-	-	-	-	50	-	8,945
FIRST/ISLE OF PALMS	4,457	-	-	-	1,168	2,815	21,437	13,516
FOLLY BEACH	59	-	-	-	284	418	150	393
FRIENDSHIP	-	-	-	-	79	-	420	860
GOOSE CREEK	-	-	-	-	305	454	-	5,461
GRACE	3,777	-	-	-	1,913	1,874	-	10,996
GREATER ST PAUL	50	-	-	-	277	183	-	-
GROVE HALL	-	-	-	-	4	-	-	50
HIBBEN	11,687	-	-	-	1,621	1,438	6,665	5,954
HOOD'S CHAPEL	-	-	-	-	144	-	438	-
JEHOVAH	20	-	-	-	96	-	-	-
JERUSALEM	-	-	-	-	97	100	450	250

CHARLESTON DISTRICT	TABLE NO. 2 STATISTICAL REPORT (continued)							
	Other Benevolences							
Church Name	Total amount for General Advance Specials remitted to the AC Treasurer	Total amount for World Service Specials remitted to the AC Treasurer	Total amount for Annual Conference Advance Specials remitted to the AC Treasurer	Total amount for the Youth Service fund remitted to the AC Treasurer	Total amount of all other funds sent to AC Treasurer for connectional mission and ministry	Total Annual Conference Special Sunday Offerings remitted to the AC Treasurer	Total amount given directly to UM causes (not sent to AC Treasurer)	Total amount given to non-United Methodist benevolent and charitable causes
	42	43	44	45	46	47	48	49
JOHN WESLEY	7,387	-	400	-	5,479	7,835	4,200	18,861
JOSHUA	-	-	-	-	-	-	-	-
KNIGHTSVILLE	150	-	-	-	-	-	381	2,206
LEBANON	-	-	-	-	118	-	350	-
MCCLELLANVILLE	162	-	-	-	-	-	-	482
MIDLAND PARK	-	-	-	-	200	849	12,172	1,390
MONCKS CORNER	5,583	-	1,750	-	1,154	10,142	6,491	8,506
MT CARMEL	-	-	-	-	247	-	-	-
MT NEBO	50	-	-	-	150	-	-	-
MT ZION	-	-	-	-	25	250	380	-
MURRAY	681	-	-	-	318	50	-	-
NEW FRANCIS BROWN	-	-	-	-	49	-	-	1,500
NEW HOPE/JAMESTOWN	-	-	-	-	19	-	-	-
NEW HOPE/RIDGEVILLE	-	-	-	-	-	-	353	-
NEW HOPE/ST THOMAS	-	-	-	-	-	-	100	-
NEW LIGHT	50	-	-	-	108	-	150	-
NEW WEBSTER	-	-	-	-	299	100	1,750	1,651
NORTH CHARLESTON	878	-	-	-	-	1,032	-	3,698
OCEAN GROVE	320	-	-	-	120	-	-	4,097
OLD BETHEL	-	-	-	-	215	-	500	300
PINOPOLIS	900	-	-	-	1,006	574	-	30,764
POINT HOPE	-	-	-	-	145	-	-	2,504
RAVENEL	-	-	-	-	-	-	-	-
REHOBOTH	-	-	-	-	41	30	250	700
SMYRNA	-	-	-	-	98	1,543	1,554	3,150
SPRING HILL	-	-	-	-	8	413	100	200
ST ANDREWS PARISH	-	-	-	-	639	2,360	6,118	1,904
ST JAMES/GOOSE CREEK	475	-	-	-	460	523	429	9,581
ST JAMES/JAMESTOWN	-	-	-	-	50	-	-	-
ST JAMES/JOHNS ISLAND	999	-	-	-	130	-	1,200	200
ST JOHN	50	-	-	-	23	34	-	-
ST MARK	1,102	-	-	-	-	2,017	-	643
ST STEPHEN	-	-	-	-	73	-	130	300

CHARLESTON DISTRICT	TABLE NO. 2 STATISTICAL REPORT (continued)							
	Other Benevolences							
Church Name	Total amount for General Advance Specials remitted to the AC Treasurer	Total amount for World Service Specials remitted to the AC Treasurer	Total amount for Annual Conference Advance Specials remitted to the AC Treasurer	Total amount for the Youth Service fund remitted to the AC Treasurer	Total amount of all other funds sent to AC Treasurer for connectional mission and ministry	Total Annual Conference Special Sunday Offerings remitted to the AC Treasurer	Total amount given directly to UM causes (not sent to AC Treasurer)	Total amount given to non-United Methodist benevolent and charitable causes
	42	43	44	45	46	47	48	49
STALLSVILLE	807	-	17	-	209	97	-	2,500
STEWARD CHAPEL	470	-	-	-	-	-	-	200
TRINITY/CHARLESTON	525	-	-	-	-	-	3,413	11,386
WASHINGTON	-	-	-	-	-	23	-	-
WESLEY MEMORIAL	537	-	-	-	491	-	-	8,115
WESLEY/CHARLESTON	-	-	-	-	405	-	1,750	1,000
WESLEY/JOHNS ISLAND	-	-	-	-	-	200	2,700	1,200
WESLEY/LADSON	50	-	-	-	468	-	198	-
WESLEY/PINOPOLIS	25	-	-	-	357	-	5,325	250
WESLEY/SUMMERVILLE	411	-	-	-	159	-	100	-
WESLEY/YONGES ISLAND	100	-	-	-	364	-	454	3,238
WREN'S CHAPEL	-	-	-	-	21	-	-	-
ZION/CROSS	-	-	-	-	-	-	800	675
ZION/ST THOMAS	228	-	-	-	-	-	-	-
TOTALS	**71,500**	**-**	**3,387**	**-**	**25,178**	**63,605**	**98,295**	**376,879**

CHARLESTON DISTRICT	TABLE NO. 2 STATISTICAL REPORT (continued)							
	General Special Sunday Offerings						Direct Billing	
Church Name	Human Relations Day	One Great Hour of Sharing	Peace with Justice	Native American Ministries	World Communion	UM Student Day	Total amount paid by the local church for all direct-billed clergy non-health benefits	Total amount paid by the local church for all direct-billed clergy health benefits
	50.a	50.b	50.c	50.d	50.e	50.f	51	52
ALDERSGATE	104	5	61	180	65	65	3,957	3,684
ASBURY-ST JAMES	-	230	85	-	5	10	4,296	-
BEREA	-	-	-	-	-	-	-	-
BETHANY/CHARLESTON	-	-	-	-	-	-	9,367	10,812
BETHANY/SUMMERVILLE	-	423	-	425	813	357	27,605	26,862
BETHEL/BONNEAU	-	-	-	-	-	-	1,989	3,457
BETHEL/CHARLESTON	55	700	28	115	-	-	10,023	10,908
BETHLEHEM	-	-	-	-	-	-	8,728	10,812
BLACK CREEK	-	-	-	-	-	-	1,063	847
BOONE HILL	57	20	49	-	-	-	8,330	5,148
CENTENARY/CHARLESTON	-	-	-	-	-	-	-	-
CENTENARY/MONCKS CORNE	-	-	-	-	-	-	3,451	-
CHARLESTON KOREAN	-	-	-	-	-	-	697	901
CHEROKEE PLACE	-	8	25	-	80	-	4,018	2,574
COKESBURY	-	25	-	10	105	5	10,488	14,448
CORDESVILLE	-	-	-	-	-	-	2,678	-
EBENEZER	-	-	-	-	-	-	439	1,332
ECCLES	-	-	-	-	-	-	1,713	-
EDISTO ISLAND	-	-	-	-	-	-	2,573	4,334
ENOCH CHAPEL	-	-	-	-	-	-	7,108	-
EPWORTH	-	25	-	-	25	-	8,016	14,448
FIRST/ISLE OF PALMS	-	-	-	-	-	-	9,579	5,148
FOLLY BEACH	-	-	-	52	34	15	5,303	7,244
FRIENDSHIP	-	-	-	-	-	-	-	-
GOOSE CREEK	-	-	-	-	74	-	8,201	5,148
GRACE	-	-	-	-	-	-	9,104	10,812
GREATER ST PAUL	-	-	-	-	-	-	7,954	5,888
GROVE HALL	-	-	-	-	-	-	-	-
HIBBEN	201	465	260	-	293	-	16,207	9,438
HOOD'S CHAPEL	-	-	-	-	-	-	5,110	4,863
JEHOVAH	-	-	-	-	-	-	3,218	-
JERUSALEM	-	-	-	-	-	-	3,912	2,574

CHARLESTON DISTRICT	TABLE NO. 2 STATISTICAL REPORT (continued)							
	General Special Sunday Offerings						Direct Billing	
Church Name	Human Relations Day	One Great Hour of Sharing	Peace with Justice	Native American Ministries	World Communion	UM Student Day	Total amount paid by the local church for all direct-billed clergy non-health benefits	Total amount paid by the local church for all direct-billed clergy health benefits
	50.a	50.b	50.c	50.d	50.e	50.f	51	52
JOHN WESLEY	-	-	-	-	-	-	16,696	12,372
JOSHUA	-	-	-	-	-	-	-	-
KNIGHTSVILLE	-	-	-	-	-	-	2,809	5,183
LEBANON	-	-	-	-	-	-	4,252	3,442
MCCLELLANVILLE	-	-	-	-	-	-	-	-
MIDLAND PARK	-	-	-	-	-	-	7,995	6,258
MONCKS CORNER	-	818	25	1,338	252	35	10,130	10,812
MT CARMEL	-	-	-	-	-	-	-	-
MT NEBO	-	-	-	-	-	-	-	-
MT ZION	-	-	-	-	-	-	-	-
MURRAY	-	-	-	-	-	-	4,996	2,931
NEW FRANCIS BROWN	-	-	-	-	-	-	7,935	4,719
NEW HOPE/JAMESTOWN	-	-	-	-	-	-	-	-
NEW HOPE/RIDGEVILLE	-	-	-	-	-	-	633	-
NEW HOPE/ST THOMAS	-	-	-	-	-	-	4,850	1,863
NEW LIGHT	-	-	-	-	-	-	7,892	3,408
NEW WEBSTER	-	-	-	-	-	-	-	-
NORTH CHARLESTON	-	-	-	-	-	-	8,381	5,148
OCEAN GROVE	-	-	-	-	-	-	-	-
OLD BETHEL	-	-	-	-	-	-	8,298	5,148
PINOPOLIS	-	100	-	-	-	-	8,262	10,812
POINT HOPE	-	-	-	-	-	-	7,169	12,040
RAVENEL	-	-	-	-	-	-	-	-
REHOBOTH	-	-	-	-	-	-	-	-
SMYRNA	-	-	-	-	-	-	-	-
SPRING HILL	-	-	-	-	-	-	2,319	1,877
ST ANDREWS PARISH	-	-	-	-	-	-	8,327	14,448
ST JAMES/GOOSE CREEK	-	-	-	-	-	-	8,358	5,148
ST JAMES/JAMESTOWN	-	-	-	-	-	-	-	-
ST JAMES/JOHNS ISLAND	-	-	-	-	-	-	-	-
ST JOHN	-	-	-	-	-	-	2,612	3,568
ST MARK	-	-	-	-	-	-	8,042	13,244
ST STEPHEN	-	-	-	-	-	-	-	-

CHARLESTON DISTRICT	TABLE NO. 2 STATISTICAL REPORT (continued)							
	General Special Sunday Offerings						Direct Billing	
Church Name	Human Relations Day	One Great Hour of Sharing	Peace with Justice	Native American Ministries	World Communion	UM Student Day	Total amount paid by the local church for all direct-billed clergy non-health benefits	Total amount paid by the local church for all direct-billed clergy health benefits
	50.a	50.b	50.c	50.d	50.e	50.f	51	52
STALLSVILLE	-	-	-	-	-	-	8,541	10,812
STEWARD CHAPEL	-	-	-	-	-	-	2,687	2,408
TRINITY/CHARLESTON	-	-	-	-	100	-	7,756	7,368
WASHINGTON	17	14	16	21	-	-	2,628	-
WESLEY MEMORIAL	-	-	-	-	-	-	6,001	10,114
WESLEY/CHARLESTON	-	-	-	-	-	-	8,413	9,911
WESLEY/JOHNS ISLAND	-	-	-	-	-	-	7,232	12,040
WESLEY/LADSON	-	-	-	198	-	-	8,826	10,812
WESLEY/PINOPOLIS	-	62	(62)	-	-	-	8,835	10,812
WESLEY/SUMMERVILLE	-	-	-	-	-	-	3,543	2,145
WESLEY/YONGES ISLAND	-	-	-	-	-	-	6,815	7,737
WREN'S CHAPEL	-	-	-	-	-	-	-	-
ZION/CROSS	-	-	-	-	-	-	6,105	3,585
ZION/ST THOMAS	-	-	-	-	-	-	420	552
TOTALS	**434**	**2,894**	**487**	**2,339**	**1,846**	**487**	**392,881**	**372,399**

CHARLESTON DISTRICT	TABLE NO. 2 STATISTICAL REPORT (continued)								
	Pastoral Support					Local Church Expenses			
Church Name	Total amount paid in base compensation to the pastor	Total amount paid in base compensation to all associate pastors assigned by the bishop	Total amount paid to/for pastor and associates for housing and utilities and/or related allowances	Total amount paid to pastor and associate(s) for accountable reimbursements	Total amount paid to pastor and associate(s) for any other cash allowances (non-accountable)	Total amount paid in salary and benefits for Deacons	Total amount paid in salary and benefits for Diaconal Ministers	Total amount paid in salary and benefits for all other church staff	Total amount spent for local church program expenses
	53	54	55	56	57	58	59	60	61
ALDERSGATE	28,171	-	4,300	2,195	-	-	-	41,464	6,133
ASBURY-ST JAMES	27,310	-	8,900	2,750	500	-	-	39,282	9,970
BEREA	2,500	-	3,500	125	-	-	-	-	-
BETHANY/CHARLESTON	72,737	-	6,399	7,271	550	-	-	55,706	10,277
BETHANY/SUMMERVILLE	125,899	136,806	154,156	8,160	-	-	-	701,085	144,278
BETHEL/BONNEAU	27,948	-	-	750	-	-	-	3,168	2,872
BETHEL/CHARLESTON	89,679	-	9,211	9,760	-	-	-	229,556	20,093
BETHLEHEM	7,783	-	4,039	2,667	1,161	-	-	17,500	4,015
BLACK CREEK	5,353	-	420	-	-	-	-	200	-
BOONE HILL	49,011	-	8,400	-	800	-	-	33	10
CENTENARY/CHARLESTON	14,670	-	-	2,000	-	-	-	7,180	1,500
CENTENARY/MONCKS CORNE	10,996	-	4,500	950	-	-	-	19,000	8,339
CHARLESTON KOREAN	36,720	-	-	-	-	-	-	-	2,308
CHEROKEE PLACE	27,450	-	2,000	4,030	-	-	-	25,665	2,813
COKESBURY	40,056	-	19,104	4,000	1,815	-	-	86,459	-
CORDESVILLE	12,600	-	-	-	1,475	-	-	2,400	1,000
EBENEZER	11,105	-	1,200	138	-	-	-	-	1,655
ECCLES	6,744	-	4,812	1,542	-	-	-	250	5,508
EDISTO ISLAND	13,341	-	5,383	3,202	6,960	-	-	6,630	5,661
ENOCH CHAPEL	10,041	-	-	550	-	-	-	720	500
EPWORTH	42,560	-	5,327	1,279	3,322	-	-	26,808	5,874
FIRST/ISLE OF PALMS	77,850	-	15,370	11,116	-	-	-	158,326	55,711
FOLLY BEACH	23,167	-	3,500	2,891	-	-	-	12,195	2,966
FRIENDSHIP	23,500	-	-	-	-	-	-	-	5,147
GOOSE CREEK	39,100	-	6,500	6,937	-	-	-	6,400	11,658
GRACE	63,197	-	8,364	4,862	-	-	-	197,911	52,734
GREATER ST PAUL	32,550	-	-	5,000	-	-	-	-	1,200
GROVE HALL	9,550	-	-	950	-	-	-	4,135	-
HIBBEN	63,415	63,415	6,000	6,250	-	-	-	234,614	19,315
HOOD'S CHAPEL	20,545	-	2,400	300	-	-	-	7,200	2,195
JEHOVAH	15,000	-	-	2,000	-	-	-	-	2,000
JERUSALEM	18,000	-	957	2,500	500	-	-	-	1,750

CHARLESTON DISTRICT	TABLE NO. 2 STATISTICAL REPORT (continued)								
	Pastoral Support					Local Church Expenses			
Church Name	Total amount paid in base compensation to the pastor	Total amount paid in base compensation to all associate pastors assigned by the bishop	Total amount paid to/for pastor and associates for housing and utilities and/or related allowances	Total amount paid to pastor and associate(s) for accountable reimbursements	Total amount paid to pastor and associate(s) for any other cash allowances (non-accountable)	Total amount paid in salary and benefits for Deacons	Total amount paid in salary and benefits for Diaconal Ministers	Total amount paid in salary and benefits for all other church staff	Total amount spent for local church program expenses
	53	54	55	56	57	58	59	60	61
JOHN WESLEY	74,717	29,580	22,000	9,108	2,220	-	-	307,067	74,257
JOSHUA	46,000	-	5,000	4,000	-	-	-	15,000	20,000
KNIGHTSVILLE	45,888	-	3,000	3,392	-	-	-	20,398	2,973
LEBANON	17,405	-	1,018	3,428	-	-	-	3,850	7,014
MCCLELLANVILLE	15,996	-	-	1,230	-	-	-	2,600	-
MIDLAND PARK	44,324	-	-	5,562	3,859	-	-	23,799	5,630
MONCKS CORNER	66,780	-	5,829	4,174	313	-	-	80,433	45,698
MT CARMEL	58,634	-	-	2,600	-	-	-	17,400	2,000
MT NEBO	33,500	-	-	500	-	-	-	1,500	300
MT ZION	3,346	-	4,966	386	-	-	-	1,400	200
MURRAY	20,103	-	11,400	3,723	-	-	-	-	5,000
NEW FRANCIS BROWN	59,662	-	5	6	-	-	-	-	12,400
NEW HOPE/JAMESTOWN	3,346	-	4,966	550	-	-	-	-	-
NEW HOPE/RIDGEVILLE	36,754	-	-	3,971	-	-	-	4,800	3,854
NEW HOPE/ST THOMAS	13,954	5,170	1,200	1,280	-	-	-	16,080	-
NEW LIGHT	38,928	-	2,400	5,029	-	-	-	7,780	-
NEW WEBSTER	16,874	-	5,654	-	2,900	-	-	16,441	2,556
NORTH CHARLESTON	42,495	-	8,000	6,400	-	-	-	65,914	3,181
OCEAN GROVE	20,000	-	-	938	-	-	-	-	2,775
OLD BETHEL	48,819	-	5,500	3,000	-	-	-	8,800	4,000
PINOPOLIS	43,889	-	17,500	5,389	-	-	-	44,320	26,921
POINT HOPE	38,000	-	22,805	4,236	-	-	-	28,422	7,168
RAVENEL	2,700	-	3,300	200	-	-	-	-	381
REHOBOTH	8,400	-	-	1,800	575	-	-	-	203
SMYRNA	22,549	-	-	-	-	-	-	5,220	-
SPRING HILL	11,585	-	938	2,014	339	-	-	-	-
ST ANDREWS PARISH	32,854	-	18,948	3,760	285	-	-	73,857	19,040
ST JAMES/GOOSE CREEK	44,990	-	18,091	2,670	-	-	-	47,119	9,938
ST JAMES/JAMESTOWN	3,346	-	8,312	519	-	-	-	-	-
ST JAMES/JOHNS ISLAND	24,283	-	6,274	2,500	-	-	-	10,300	788
ST JOHN	12,383	-	1,000	-	-	-	-	60	667
ST MARK	45,658	-	10,000	3,265	-	16,057	-	42,755	21,945
ST STEPHEN	8,400	-	-	1,800	125	-	-	-	819

CHARLESTON DISTRICT	TABLE NO. 2 STATISTICAL REPORT (continued)								
	Pastoral Support					Local Church Expenses			
Church Name	Total amount paid in base compensation to the pastor	Total amount paid in base compensation to all associate pastors assigned by the bishop	Total amount paid to/for pastor and associates for housing and utilities and/or related allowances	Total amount paid to pastor and associate(s) for accountable reimbursements	Total amount paid to pastor and associate(s) for any other cash allowances (non-accountable)	Total amount paid in salary and benefits for Deacons	Total amount paid in salary and benefits for Diaconal Ministers	Total amount paid in salary and benefits for all other church staff	Total amount spent for local church program expenses
	53	54	55	56	57	58	59	60	61
STALLSVILLE	51,708	-	19,000	4,125	-	-	-	55,131	26,639
STEWARD CHAPEL	15,000	5,000	2,184	700	800	-	-	14,000	1,000
TRINITY/CHARLESTON	36,030	-	10,395	2,092	500	-	-	39,315	5,073
WASHINGTON	35,000	-	-	3,300	-	-	-	8,025	257
WESLEY MEMORIAL	37,075	-	1,867	3,182	-	-	-	16,541	4,622
WESLEY/CHARLESTON	62,147	-	6,740	2,800	-	-	-	15,352	25,092
WESLEY/JOHNS ISLAND	42,000	1,300	-	4,454	5,415	-	-	13,492	4,488
WESLEY/LADSON	49,082	-	6,000	5,060	-	-	-	18,600	8,215
WESLEY/PINOPOLIS	46,408	-	4,000	6,450	-	-	-	10,000	15,000
WESLEY/SUMMERVILLE	22,000	-	9,400	2,340	-	-	-	8,500	-
WESLEY/YONGES ISLAND	50,750	-	6,000	7,926	-	-	-	32,640	17,019
WREN'S CHAPEL	4,893	-	-	-	-	-	-	-	-
ZION/CROSS	18,000	-	957	2,500	500	-	-	-	3,500
ZION/ST THOMAS	18,415	5,000	2,184	2,300	-	-	-	11,340	2,500
TOTALS	**2,543,618**	**246,271**	**541,575**	**228,834**	**34,914**	**16,057**	**-**	**2,972,138**	**780,595**

CHARLESTON DISTRICT	TABLE NO. 2 STATISTICAL REPORT (continued)				TABLE NO. 3 STATISTICAL REPORT			
	Local Church Expenses (continued)				Received for Annual Budget/Spending Plan			
Church Name	Total amount spent for other local church operating expenses	Total amount paid for principal and interest on indebtedness, loans, mortgages, etc.	Total amount paid on capital expenditures for building, improvements, and major equipment purchases	TOTAL AMOUNT PAID BY THE LOCAL CHURCH ON ALL EXPENDITURES	Number of households giving to the local church	Amount received through pledges	Amount received from non-pledging, but identified givers	Amount received from unidentified givers
	62	63	64	65	66	67.a	67.b	67.c
ALDERSGATE	64,621	-	56,438	243,510	94	147,840	29,511	6,893
ASBURY-ST JAMES	72,190	-	19,678	205,523	43	125,720	8,758	4,603
BEREA	4,950	-	-	11,075	10	-	4,100	3,217
BETHANY/CHARLESTON	51,170	-	12,000	255,835	144	223,550	28,316	6,700
BETHANY/SUMMERVILLE	361,111	267,482	7,965	2,381,244	1,352	1,101,532	759,690	35,806
BETHEL/BONNEAU	9,634	12,768	-	72,470	80	-	77,778	10,000
BETHEL/CHARLESTON	211,156	558,835	37,625	1,329,588	520	441,702	246,563	11,905
BETHLEHEM	14,020	10,315	-	88,106	75	55,216	-	1,547
BLACK CREEK	1,509	-	-	10,449	4	-	6,129	-
BOONE HILL	62	-	8	90,548	100	-	201	4,624
CENTENARY/CHARLESTON	9,000	-	1,550	45,479	39	57,348	6,000	800
CENTENARY/MONCKS CORNE	20,045	-	19,936	99,222	84	-	90,651	7,582
CHARLESTON KOREAN	13,246	94,656	878	150,417	-	-	-	-
CHEROKEE PLACE	51,156	-	-	140,511	79	130,855	6,189	1,237
COKESBURY	80,545	59,375	20,280	406,009	196	-	330	15
CORDESVILLE	15,301	-	-	40,588	29	-	34,871	480
EBENEZER	6,731	-	-	23,600	13	-	17,369	5,228
ECCLES	2,459	-	16,104	42,274	9	-	16,772	191
EDISTO ISLAND	2,983	-	5,257	75,485	89	-	74,625	2,954
ENOCH CHAPEL	8,960	-	3,072	35,035	38	36,000	-	-
EPWORTH	34,743	-	3,889	160,506	106	39,020	84,544	6,503
FIRST/ISLE OF PALMS	125,052	147,611	10,727	722,660	265	402,281	137,598	13,564
FOLLY BEACH	25,264	-	3,688	102,262	24	-	95,290	2,218
FRIENDSHIP	18,954	-	6,881	60,011	45	-	45,355	6,534
GOOSE CREEK	38,641	19,409	-	165,735	194	-	172,972	4,888
GRACE	147,108	13,880	-	605,256	185	476,579	35,828	17,869
GREATER ST PAUL	8,500	6,000	-	79,798	150	-	112,000	-
GROVE HALL	3,610	-	-	22,034	24	-	-	1,500
HIBBEN	143,599	242,612	8,606	939,050	414	517,596	210,095	7,506
HOOD'S CHAPEL	8,789	-	915	56,552	36	-	40,804	3,074
JEHOVAH	7,000	-	6,000	38,387	38	39,872	-	-
JERUSALEM	3,500	12,500	6,500	57,217	42	115,000	2,000	750

CHARLESTON DISTRICT	TABLE NO. 2 STATISTICAL REPORT (continued)				TABLE NO. 3 STATISTICAL REPORT			
	Local Church Expenses (continued)				Received for Annual Budget/Spending Plan			
Church Name	Total amount spent for other local church operating expenses	Total amount paid for principal and interest on indebtedness, loans, mortgages, etc.	Total amount paid on capital expenditures for building, improvements, and major equipment purchases	TOTAL AMOUNT PAID BY THE LOCAL CHURCH ON ALL EXPENDITURES	Number of households giving to the local church	Amount received through pledges	Amount received from non-pledging, but identified givers	Amount received from unidentified givers
	62	63	64	65	66	67.a	67.b	67.c
JOHN WESLEY	185,074	-	2,500	875,063	461	715,605	149,647	22,168
JOSHUA	40,000	15,000	50,000	209,597	130	-	-	-
KNIGHTSVILLE	44,490	50,011	-	191,124	106	-	178,634	8,255
LEBANON	6,180	-	-	53,626	46	-	56,291	1,880
MCCLELLANVILLE	12,726	-	-	33,733	20	-	25,814	8,337
MIDLAND PARK	22,966	-	-	145,945	128	-	128,190	39,241
MONCKS CORNER	99,558	94,374	22,362	530,175	193	361,290	63,779	4,734
MT CARMEL	1,500	-	-	94,012	225	-	-	-
MT NEBO	5,100	-	-	48,032	32	13,500	400	-
MT ZION	2,743	-	8,674	23,770	13	-	17,506	812
MURRAY	30,160	-	5,350	103,225	70	2,000	1,000	1,500
NEW FRANCIS BROWN	9,345	33,600	-	151,221	197	93,690	78,913	-
NEW HOPE/JAMESTOWN	2,684	-	-	12,760	13	-	18,988	1,348
NEW HOPE/RIDGEVILLE	6,656	-	7,000	67,360	65	-	70,598	4,583
NEW HOPE/ST THOMAS	2,500	36,000	-	89,554	296	-	137,615	-
NEW LIGHT	32,282	-	-	110,473	80	-	91,278	12,158
NEW WEBSTER	15,750	6,597	-	81,159	76	-	79,034	4,705
NORTH CHARLESTON	86,285	-	3,600	249,388	141	151,046	82,970	3,546
OCEAN GROVE	17,531	4,800	10,153	67,253	17	-	48,606	5,375
OLD BETHEL	17,500	-	9,000	123,352	75	41,000	77,000	5,000
PINOPOLIS	62,499	-	10,000	293,643	140	229,353	29,679	5,425
POINT HOPE	9,632	42,215	112,617	295,999	94	168,006	33,644	3,959
RAVENEL	2,310	-	-	10,428	11	-	11,763	1,035
REHOBOTH	5,320	-	-	19,662	15	-	16,270	1,422
SMYRNA	16,500	-	8,150	64,461	55	-	-	3,750
SPRING HILL	3,894	-	1,921	28,695	28	-	20,868	4,158
ST ANDREWS PARISH	65,261	4,610	43,113	333,767	189	187,998	82,097	3,817
ST JAMES/GOOSE CREEK	58,134	40,319	9,985	282,665	61	162,104	109,365	6,674
ST JAMES/JAMESTOWN	6,049	-	4,575	25,958	17	-	18,323	310
ST JAMES/JOHNS ISLAND	15,766	6,073	4,879	87,947	65	-	62,210	8,500
ST JOHN	5,593	-	17,207	43,197	19	-	18,111	1,222
ST MARK	72,682	-	10,514	279,481	180	216,412	41,957	2,756
ST STEPHEN	12,295	9,497	-	37,794	19	-	33,105	1,399

CHARLESTON DISTRICT	TABLE NO. 2 STATISTICAL REPORT (continued)				TABLE NO. 3 STATISTICAL REPORT			
	Local Church Expenses (continued)				Received for Annual Budget/Spending Plan			
Church Name	Total amount spent for other local church operating expenses	Total amount paid for principal and interest on indebtedness, loans, mortgages, etc.	Total amount paid on capital expenditures for building, improvements, and major equipment purchases	TOTAL AMOUNT PAID BY THE LOCAL CHURCH ON ALL EXPENDITURES	Number of households giving to the local church	Amount received through pledges	Amount received from non-pledging, but identified givers	Amount received from unidentified givers
	62	63	64	65	66	67.a	67.b	67.c
STALLSVILLE	68,138	18,015	-	274,867	104	-	234,627	3,066
STEWARD CHAPEL	12,000	-	-	60,280	120	-	82,000	-
TRINITY/CHARLESTON	97,089	-	5,421	257,547	126	-	175,057	4,979
WASHINGTON	1,830	28,200	2,000	81,331	-	40,120	28,000	100
WESLEY MEMORIAL	43,184	41,793	9,335	200,027	87	-	157,214	3,483
WESLEY/CHARLESTON	32,475	10,130	10,654	211,317	75	-	185,760	1,451
WESLEY/JOHNS ISLAND	49,782	111,624	-	265,549	110	-	225,435	17,595
WESLEY/LADSON	35,170	20,035	-	183,983	142	33,801	262,119	-
WESLEY/PINOPOLIS	13,000	-	1,000	136,584	202	72,500	94,800	5,000
WESLEY/SUMMERVILLE	14,000	-	-	71,632	75	-	66,000	1,200
WESLEY/YONGES ISLAND	45,755	-	20,503	213,150	250	-	161,418	1,002
WREN'S CHAPEL	2,400	-	-	8,596	-	-	12,909	-
ZION/CROSS	5,000	-	3,500	45,122	52	125,000	3,000	700
ZION/ST THOMAS	9,240	1,608	-	56,367	80	-	83,000	-
TOTALS	**2,971,637**	**2,019,944**	**642,010**	**15,887,301**	**9,221**	**6,523,536**	**5,899,333**	**374,833**

CHARLESTON DISTRICT	TABLE NO. 3 STATISTICAL REPORT (continued)						
	Received for Annual Budget/Spending Plan (continued)					Capital Campaign/Other Designated Projects	
Church Name	Amount received from Interest and Dividends	Amount received through Sale of Church Assets	Amount received through building use fees, contributions, and rentals	Amount received through fundraisers and other sources	Total income for annual budget/spending plan	Capital Campaign	Memorials, Endowments, Bequests
	67.d	67.e	67.f	67.g	67	68.a	68.b
ALDERSGATE	1,149	-	1,255	-	186,648	1,691	162,579
ASBURY-ST JAMES	9,142	-	1,025	5,887	155,135	29,584	5,732
BEREA	-	-	-	1,050	8,367	-	-
BETHANY/CHARLESTON	4,500	-	1,500	1,300	265,866	-	5,500
BETHANY/SUMMERVILLE	552	-	4,151	-	1,901,731	256,414	9,833
BETHEL/BONNEAU	-	-	-	-	87,778	-	-
BETHEL/CHARLESTON	-	-	42,175	-	742,345	302,189	59,269
BETHLEHEM	-	-	-	8,642	65,405	-	-
BLACK CREEK	3	-	-	-	6,132	-	-
BOONE HILL	245	-	-	-	5,070	-	1,016
CENTENARY/CHARLESTON	-	-	1,000	8,750	73,898	-	-
CENTENARY/MONCKS CORNE	113	-	950	11,934	111,230	-	-
CHARLESTON KOREAN	-	-	-	-	-	-	-
CHEROKEE PLACE	9	-	1,997	-	140,287	5,168	6,618
COKESBURY	-	-	325	-	670	6,010	1,100
CORDESVILLE	-	-	-	4,650	40,001	-	-
EBENEZER	-	-	-	572	23,169	-	1,200
ECCLES	31	-	-	3,634	20,628	-	-
EDISTO ISLAND	1,406	-	231	-	79,216	-	-
ENOCH CHAPEL	-	-	-	6,000	42,000	-	-
EPWORTH	30	-	375	3,790	134,262	-	7,077
FIRST/ISLE OF PALMS	68	-	2,065	-	555,576	219,440	3,530
FOLLY BEACH	1	-	1,700	250	99,459	5,271	1,825
FRIENDSHIP	216	-	5,575	-	57,680	1,371	2,879
GOOSE CREEK	-	-	2,506	-	180,366	-	2,220
GRACE	25	-	400	48,783	579,484	-	3,994
GREATER ST PAUL	-	-	-	41,000	153,000	-	-
GROVE HALL	-	-	-	-	1,500	-	-
HIBBEN	2,240	-	17,834	-	755,271	117,863	5,220
HOOD'S CHAPEL	10	-	-	90	43,978	-	616
JEHOVAH	-	-	-	-	39,872	-	-
JERUSALEM	-	-	1,500	5,000	124,250	5,000	-

CHARLESTON DISTRICT	TABLE NO. 3 STATISTICAL REPORT (continued)						
	Received for Annual Budget/Spending Plan (continued)					Capital Campaign/Other Designated Projects	
Church Name	Amount received from Interest and Dividends	Amount received through Sale of Church Assets	Amount received through building use fees, contributions, and rentals	Amount received through fundraisers and other sources	Total income for annual budget/spending plan	Capital Campaign	Memorials, Endowments, Bequests
	67.d	67.e	67.f	67.g	67	68.a	68.b
JOHN WESLEY	363	-	2,320	-	890,103	28,273	6,428
JOSHUA	-	-	-	55,000	55,000	-	-
KNIGHTSVILLE	-	-	6,636	1,237	194,762	-	1,610
LEBANON	88	-	-	-	58,259	-	805
MCCLELLANVILLE	267	-	6,250	-	40,668	-	-
MIDLAND PARK	265	-	-	-	167,696	-	5,840
MONCKS CORNER	1,327	-	570	-	431,700	93,589	40,000
MT CARMEL	-	-	-	1,700	1,700	-	-
MT NEBO	-	-	-	-	13,900	-	-
MT ZION	18	-	-	-	18,336	-	-
MURRAY	-	-	2,500	10,000	17,000	-	-
NEW FRANCIS BROWN	-	-	-	46,688	219,291	-	1,220
NEW HOPE/JAMESTOWN	-	-	-	-	20,336	-	-
NEW HOPE/RIDGEVILLE	-	-	3,647	-	78,828	-	1,411
NEW HOPE/ST THOMAS	-	-	-	27,632	165,247	-	-
NEW LIGHT	1,400	-	-	-	104,836	-	-
NEW WEBSTER	-	-	-	24,724	108,463	-	-
NORTH CHARLESTON	37	-	19,850	1,481	258,930	-	13,458
OCEAN GROVE	25	-	-	-	54,006	-	12,072
OLD BETHEL	-	-	300	21,000	144,300	8,000	-
PINOPOLIS	-	-	1,385	350	266,192	-	6,745
POINT HOPE	232	-	9,650	5,128	220,619	-	3,255
RAVENEL	4	-	-	-	12,802	-	-
REHOBOTH	-	-	-	-	17,692	-	1,665
SMYRNA	2,722	-	-	-	6,472	-	-
SPRING HILL	52	-	-	-	25,078	-	-
ST ANDREWS PARISH	36	-	264	705	274,917	3,390	1,035
ST JAMES/GOOSE CREEK	-	-	250	8,742	287,135	-	-
ST JAMES/JAMESTOWN	-	-	-	-	18,633	-	-
ST JAMES/JOHNS ISLAND	-	-	14,416	26,275	111,401	-	-
ST JOHN	-	-	2,400	412	22,145	-	5,715
ST MARK	-	-	70	3,548	264,743	-	8,681
ST STEPHEN	-	-	-	-	34,504	-	-

CHARLESTON DISTRICT	TABLE NO. 3 STATISTICAL REPORT (continued)						
	Received for Annual Budget/Spending Plan (continued)					Capital Campaign/Other Designated Projects	
Church Name	Amount received from Interest and Dividends	Amount received through Sale of Church Assets	Amount received through buiding use fees, contributions, and rentals	Amount received through fundraisers and other sources	Total income for annual budget/spending plan	Capital Campaign	Memorials, Endowments, Bequests
	67.d	67.e	67.f	67.g	67	68.a	68.b
STALLSVILLE	14	-	300	-	238,007	-	2,260
STEWARD CHAPEL	-	-	-	800	82,800	10,000	-
TRINITY/CHARLESTON	20	5,200	30,179	250	215,685	-	19,334
WASHINGTON	-	-	1,200	4,000	73,420	-	-
WESLEY MEMORIAL	-	-	1,150	-	161,847	-	5,730
WESLEY/CHARLESTON	488	-	450	7,300	195,449	-	1,100
WESLEY/JOHNS ISLAND	-	-	10,850	46,045	299,925	-	-
WESLEY/LADSON	-	-	-	-	295,920	-	-
WESLEY/PINOPOLIS	6,140	-	-	18,000	196,440	-	-
WESLEY/SUMMERVILLE	-	-	-	3,500	70,700	-	2,500
WESLEY/YONGES ISLAND	-	-	600	16,106	179,126	-	-
WREN'S CHAPEL	10	-	-	-	12,919	-	-
ZION/CROSS	-	-	500	8,000	137,200	8,000	-
ZION/ST THOMAS	-	-	-	-	83,000	-	-
TOTALS	**33,248**	**5,200**	**202,301**	**489,955**	**13,528,406**	**1,101,253**	**421,072**

CHARLESTON DISTRICT	TABLE NO. 3 STATISTICAL REPORT (continued)						
	Capital Campaign and Other Designated Projects			Institutional Support			
Church Name	Other Sources & Projects	Amount received for Special Sundays, General Advance Specials, World Service Specials, Conference Advance Specials and other forms of directed benevolent (charitable) giving	Total income for designated causes including capital campaign and other special projects	Equitable Compensation Funds	Advanced Special, apportioned and connectional funds received by church	Other grants and financial support from institutional sources	Total income from connectional and other institutional sources outside the local church
	68.c	68.d	68	69.a	69.b	69.c	69
ALDERSGATE	3,000	12,726	179,996	-	-	-	-
ASBURY-ST JAMES	6,000	1,065	42,381	-	-	-	-
BEREA	-	-	-	-	-	-	-
BETHANY/CHARLESTON	-	7,500	13,000	-	-	-	-
BETHANY/SUMMERVILLE	-	16,041	282,288	-	-	-	-
BETHEL/BONNEAU	-	-	-	-	-	-	-
BETHEL/CHARLESTON	1,000	7,335	369,793	-	-	-	-
BETHLEHEM	-	-	-	-	-	-	-
BLACK CREEK	-	-	-	-	-	-	-
BOONE HILL	-	145	1,161	-	-	-	-
CENTENARY/CHARLESTON	-	500	500	-	-	-	-
CENTENARY/MONCKS CORNE	-	-	-	-	-	-	-
CHARLESTON KOREAN	-	-	-	-	-	-	-
CHEROKEE PLACE	-	1,685	13,471	-	-	-	-
COKESBURY	-	1,835	8,945	-	-	-	-
CORDESVILLE	-	-	-	-	-	-	-
EBENEZER	-	-	1,200	-	-	-	-
ECCLES	-	-	-	-	-	-	-
EDISTO ISLAND	-	9,639	9,639	-	-	-	-
ENOCH CHAPEL	-	-	-	-	-	-	-
EPWORTH	-	1,408	8,485	-	-	-	-
FIRST/ISLE OF PALMS	7,271	-	230,241	-	-	-	-
FOLLY BEACH	-	385	7,481	-	-	-	-
FRIENDSHIP	-	1,280	5,530	-	-	-	-
GOOSE CREEK	-	-	2,220	-	-	-	-
GRACE	-	39,313	43,307	-	-	-	-
GREATER ST PAUL	-	250	250	-	-	-	-
GROVE HALL	-	-	-	-	-	-	-
HIBBEN	-	64,750	187,833	-	-	-	-
HOOD'S CHAPEL	-	-	616	-	-	-	-
JEHOVAH	-	-	-	-	-	-	-
JERUSALEM	-	1,500	6,500	-	-	-	-

CHARLESTON DISTRICT	TABLE NO. 3 STATISTICAL REPORT (continued)						
	Capital Campaign and Other Designated Projects			Institutional Support			
Church Name	Other Sources & Projects	Amount received for Special Sundays, General Advance Specials, World Service Specials, Conference Advance Specials and other forms of directed benevolent (charitable) giving	Total income for designated causes including capital campaign and other special projects	Equitable Compensation Funds	Advanced Special, apportioned and connectional funds received by church	Other grants and financial support from institutional sources	Total income from connectional and other institutional sources outside the local church
	68.c	68.d	68	69.a	69.b	69.c	69
JOHN WESLEY	-	15,942	50,643	-	-	-	-
JOSHUA	-	-	-	-	-	-	-
KNIGHTSVILLE	-	1,465	3,075	-	-	-	-
LEBANON	-	1,294	2,099	2,099	-	-	2,099
MCCLELLANVILLE	-	-	-	-	-	-	-
MIDLAND PARK	-	4,189	10,029	-	-	-	-
MONCKS CORNER	-	17,052	150,641	-	-	25,000	25,000
MT CARMEL	-	-	-	-	-	-	-
MT NEBO	-	-	-	-	-	-	-
MT ZION	-	-	-	-	-	-	-
MURRAY	-	-	-	-	-	-	-
NEW FRANCIS BROWN	-	959	2,179	-	-	-	-
NEW HOPE/JAMESTOWN	-	-	-	-	-	-	-
NEW HOPE/RIDGEVILLE	-	-	1,411	-	-	-	-
NEW HOPE/ST THOMAS	-	-	-	-	-	-	-
NEW LIGHT	-	-	-	-	-	-	-
NEW WEBSTER	-	-	-	-	-	-	-
NORTH CHARLESTON	-	-	13,458	-	-	-	-
OCEAN GROVE	-	-	12,072	-	-	225	225
OLD BETHEL	7,000	-	15,000	-	-	500	500
PINOPOLIS	-	32,444	39,189	-	-	-	-
POINT HOPE	-	380	3,635	15,000	-	-	15,000
RAVENEL	-	-	-	-	-	-	-
REHOBOTH	-	50	1,715	-	-	-	-
SMYRNA	-	1,543	1,543	-	-	-	-
SPRING HILL	-	-	-	-	-	-	-
ST ANDREWS PARISH	-	6,118	10,543	-	-	-	-
ST JAMES/GOOSE CREEK	-	-	-	-	-	-	-
ST JAMES/JAMESTOWN	-	615	615	-	-	-	-
ST JAMES/JOHNS ISLAND	-	-	-	-	-	-	-
ST JOHN	-	1,652	7,367	-	11,500	-	11,500
ST MARK	-	3,129	11,810	-	-	-	-
ST STEPHEN	-	195	195	-	-	-	-

CHARLESTON DISTRICT	TABLE NO. 3 STATISTICAL REPORT (continued)						
	Capital Campaign and Other Designated Projects			Institutional Support			
Church Name	Other Sources & Projects	Amount received for Special Sundays, General Advance Specials, World Service Specials, Conference Advance Specials and other forms of directed benevolent (charitable) giving	Total income for designated causes including capital campaign and other special projects	Equitable Compensation Funds	Advanced Special, apportioned and connectional funds received by church	Other grants and financial support from institutional sources	Total income from connectional and other institutional sources outside the local church
	68.c	68.d	68	69.a	69.b	69.c	69
STALLSVILLE	-	2,994	5,254	-	-	-	-
STEWARD CHAPEL	-	-	10,000	-	-	-	-
TRINITY/CHARLESTON	23,540	2,418	45,292	-	-	-	-
WASHINGTON	-	-	-	-	-	-	-
WESLEY MEMORIAL	-	-	5,730	-	-	-	-
WESLEY/CHARLESTON	-	2,075	3,175	-	-	-	-
WESLEY/JOHNS ISLAND	-	1,980	1,980	-	-	-	-
WESLEY/LADSON	-	-	-	-	-	-	-
WESLEY/PINOPOLIS	-	225	225	-	-	2,000	2,000
WESLEY/SUMMERVILLE	10,000	-	12,500	-	-	-	-
WESLEY/YONGES ISLAND	-	816	816	-	-	-	-
WREN'S CHAPEL	-	-	-	-	-	-	-
ZION/CROSS	-	875	8,875	-	-	-	-
ZION/ST THOMAS	-	-	-	-	-	-	-
TOTALS	**57,811**	**265,767**	**1,845,903**	**17,099**	**11,500**	**27,725**	**56,324**

COLUMBIA DISTRICT	TABLE NO. 1 STATISTICAL REPORT															
	Church Membership															
Church Name	Total Professing Members at Close of last year	Received this year on Profession of Christian Faith	Restored by affirmation	Correct previous year's reporting errors of total professing membership numbers by addition	Transferred in from other United Methodist Churches	Transferred in from non-United Methodist churches	Removed by Charge Conference Action	Withdrawn from Professing Membership	Correct previous year's reporting errors of total professing membership numbers by subtraction	Transferred out to other United Methodist Churches	Transferred out to non-United Methodist Churches	Removed by death	Total Professing Members at close of this year	Asian	African American/Black	Hispanic/Latino
	1	2.a	2.b	2.c	3	4	5.a	5.b	5.c	6	7	8	9	9.a	9.b	9.c
ASBURY MEMORIAL	665	-	-	-	2	5	-	-	-	3	2	6	661	-	3	1
ASHLAND	909	5	-	2	3	7	66	25	-	4	9	8	814	-	-	-
BETHEL/COLUMBIA	477	-	9	95	7	3	-	2	-	-	2	8	579	-	-	-
BETHEL/WINNSBORO	134	-	-	-	-	2	-	-	-	2	-	2	132	-	-	-
BEULAH/BLYTHEWOOD	82	8	-	-	-	-	-	-	-	-	-	7	83	-	-	-
BEULAH/GILBERT	495	5	-	-	-	2	-	1	-	-	1	7	493	-	-	2
BLUFF ROAD	191	-	-	-	3	6	-	-	-	-	-	1	199	-	199	-
BOILING SPRINGS	443	4	-	-	3	4	-	-	-	-	-	2	452	-	-	-
BROOKLAND	421	1	-	-	-	3	-	-	-	1	-	15	409	-	3	1
CAYCE	637	1	1	-	3	4	-	5	-	2	5	14	620	-	-	-
CEDAR CREEK	6	-	-	-	-	-	-	-	-	-	-	-	6	-	-	-
CHAPIN	1,514	45	-	1	25	38	-	3	-	4	5	11	1,600	-	7	-
COLLEGE PLACE	264	-	-	-	1	1	-	-	-	2	-	5	259	-	31	-
COLUMBIA KOREAN	79	1	1	-	1	30	-	-	1	11	3	1	96	91	-	-
EBENEZER	17	3	-	-	-	-	-	-	-	-	-	-	20	-	-	-
EPWORTH MEMORIAL	105	-	-	-	-	-	-	-	-	-	-	-	105	-	60	-
FAIR LAWN	346	-	-	-	-	6	-	-	-	-	-	4	348	-	-	-
FAITH	131	5	-	-	6	2	-	-	-	3	-	-	141	-	-	-
FIRST/WINNSBORO	275	7	-	-	-	2	-	-	-	1	-	6	277	-	-	-
FRANCIS BURNS	987	8	-	-	8	8	-	-	-	1	-	10	1,000	-	1,000	1
GILBERT	206	4	-	-	5	5	-	3	7	2	-	1	207	-	-	-
GORDON MEMORIAL	234	9	-	-	1	5	-	7	-	-	3	4	235	-	-	-
GRACE	394	5	-	-	5	7	-	3	-	8	-	6	394	-	10	1
GREENBRIER	67	2	-	-	1	-	-	-	-	-	-	1	69	-	-	-
GREENE STREET	178	-	-	-	-	1	-	-	-	1	1	4	173	-	3	-
I DEQUINCEY NEWMAN	158	-	-	-	1	2	-	-	-	-	-	-	161	-	161	-
JOURNEY	-	388	11	-	-	-	-	-	-	-	-	-	399	-	398	1
LEBANON	336	25	-	-	4	6	-	-	-	-	1	3	367	-	-	2
LEXINGTON	1,155	13	-	1	18	7	-	1	-	9	-	4	1,180	2	-	4
MAIN STREET	548	1	-	-	-	-	-	1	-	4	-	1	543	-	4	1
MCLEOD	124	-	-	-	-	-	-	-	-	-	-	3	121	-	-	-
MILL CREEK	150	-	-	-	-	-	-	-	-	-	-	5	145	1	-	-
MONTICELLO	32	-	-	-	-	-	-	-	-	-	-	-	32	-	-	-
MT HEBRON	1,133	29	2	-	12	13	-	2	-	9	1	15	1,162	3	1	3
MT HOREB	2,661	114	-	-	64	158	-	-	-	10	16	10	2,961	7	9	22
MT PLEASANT	152	-	-	-	-	1	-	-	-	-	-	4	149	-	-	-

COLUMBIA DISTRICT	TABLE NO. 1 STATISTICAL REPORT															
	Church Membership															
Church Name	Total Professing Members at Close of last year	Received this year on Profession of Christian Faith	Restored by affirmation	Correct previous year's reporting errors of total professing membership numbers by addition	Transferred in from other United Methodist Churches	Transferred in from non-United Methodist churches	Removed by Charge Conference Action	Withdrawn from Professing Membership	Correct previous year's reporting errors of total professing membership numbers by subtraction	Transferred out to other United Methodist Churches	Transferred out to non-United Methodist Churches	Removed by death	Total Professing Members at close of this year	Asian	African American/Black	Hispanic/Latino
	1	2.a	2.b	2.c	3	4	5.a	5.b	5.c	6	7	8	9	9.a	9.b	9.c
NORTHEAST	664	2	-	-	10	9	-	-	-	6	4	1	674	7	16	9
OAK GROVE	46	1	-	-	-	-	-	-	-	-	-	1	46	-	3	-
PLATT SPRINGS	584	11	-	-	2	1	-	1	4	9	6	5	573	1	2	1
POND BRANCH	378	4	-	-	4	3	-	-	-	3	-	2	384	-	-	-
RED BANK	769	15	-	-	12	8	-	-	-	2	2	5	795	5	4	3
REHOBOTH/COLUMBIA	355	3	-	-	2	1	-	-	-	-	7	3	351	5	4	3
REHOBOTH/GILBERT	187	2	-	-	2	1	6	3	-	1	2	6	174	-	-	-
SALEM/ELGIN	75	-	-	-	-	-	-	-	-	1	-	1	73	-	-	-
SALEM/IRMO	1,003	12	-	-	9	12	-	-	-	2	-	8	1,026	6	1	1
SHADY GROVE	353	2	-	-	2	-	-	-	-	-	-	6	351	-	-	-
SHANDON	2,777	34	20	-	14	23	-	1	-	16	19	30	2,802	-	4	-
SHILOH	156	1	-	-	5	2	-	-	-	-	-	2	162	-	-	-
SHILOH	103	-	-	-	-	-	-	-	-	1	-	1	101	1	-	-
SMYRNA	45	6	-	-	2	1	-	-	-	-	2	-	52	-	-	-
ST JAMES	127	4	-	-	-	2	-	-	-	1	-	1	131	-	1	-
ST JOHN	48	1	-	-	1	-	-	-	-	-	-	-	50	-	-	-
ST LUKE	26	-	-	-	-	-	-	-	-	-	-	-	26	2	-	-
ST MARK	169	2	-	-	2	1	-	-	7	-	-	5	162	-	-	-
SUBER MARSHALL	163	5	-	-	-	-	-	-	-	1	1	2	164	-	4	2
TRENHOLM ROAD	2,098	14	2	-	25	17	331	71	-	4	10	14	1,726	3	10	-
TRINITY/BLYTHEWOOD	969	32	3	-	13	22	-	14	3	7	17	5	993	5	9	1
TRINITY/WEST COLUMBIA	343	-	-	-	-	1	-	-	-	3	-	2	339	-	-	1
UNION	2,780	9	5	-	5	18	-	1	-	29	4	10	2,773	2	5	2
VIRGINIA WINGARD	470	-	-	-	4	2	-	-	-	3	1	9	463	-	18	-
WASHINGTON STREET	991	4	-	-	13	-	-	-	-	6	7	12	983	4	3	1
WESLEY	400	3	-	-	-	-	-	-	-	5	-	5	393	-	391	-
WESLEY MEMORIAL	106	2	-	-	3	4	-	1	-	1	-	9	104	-	-	-
WHALEY STREET	167	4	-	-	1	-	-	-	-	-	-	7	165	-	1	3
WINDSOR	328	10	-	11	3	4	-	-	-	2	1	2	351	7	9	-
ZION	18	-	3	-	-	1	-	-	-	1	-	-	21	-	-	-
TOTALS	**32,404**	**866**	**57**	**110**	**307**	**461**	**403**	**145**	**22**	**181**	**132**	**322**	**33,000**	**152**	**2,374**	**66**

COLUMBIA DISTRICT	TABLE NO. 1 STATISTICAL REPORT (continued)													
	Church Membership (continued)											Christian Formation Groups		
Church Name	Native American	Pacific Islander	White	Multi-Racial	Females	Males	Average attendance at all weekly worship services	Number of persons baptized this year (all ages)	Total Baptized Members who have not become Professing Members	Number of other constituents	Total enrolled in confirmation classes This Year	Number of Children in all Christian formation groups and other small group ministries 0-11	Number of Youth in all Christian formation groups and other small group ministries 12-18	Number of Young Adults in all Christian formation groups and other small group ministries 19-30
	9.d	9.e	9.f	9.g	9.h	9.i	10	11	12	13	14	15	16	17
ASBURY MEMORIAL	-	-	657	-	371	290	194	3	12	55	-	15	12	5
ASHLAND	1	-	813	-	456	358	312	6	6	32	6	21	30	31
BETHEL/COLUMBIA	-	-	572	-	257	322	144	2	27	8	-	25	16	14
BETHEL/WINNSBORO	-	-	132	-	68	64	50	1	1	6	3	9	27	5
BEULAH/BLYTHEWOOD	-	-	83	-	47	36	39	1	21	38	3	5	4	-
BEULAH/GILBERT	-	-	491	-	272	221	172	5	66	90	6	28	14	-
BLUFF ROAD	-	-	-	-	129	70	-	-	-	-	-	16	12	2
BOILING SPRINGS	-	-	452	-	237	215	117	2	137	108	3	45	20	28
BROOKLAND	-	-	405	-	220	189	85	2	36	18	-	9	3	2
CAYCE	-	-	620	-	354	266	197	-	62	147	-	40	35	20
CEDAR CREEK	-	-	6	-	5	1	3	-	-	-	-	-	-	-
CHAPIN	1	-	1,591	1	860	740	1,067	36	295	212	20	334	140	19
COLLEGE PLACE	-	-	228	-	157	102	81	1	40	42	-	7	4	8
COLUMBIA KOREAN	-	-	5	-	66	30	88	2	10	13	-	11	14	5
EBENEZER	-	-	16	4	13	7	11	-	4	6	4	-	-	-
EPWORTH MEMORIAL	-	-	40	5	60	45	100	14	30	60	-	40	50	-
FAIR LAWN	-	-	348	-	183	165	105	2	41	48	-	17	35	21
FAITH	-	-	141	-	72	69	49	2	41	3	2	8	2	5
FIRST/WINNSBORO	-	-	-	-	139	138	96	3	7	15	-	15	8	12
FRANCIS BURNS	1	-	2	-	666	334	311	5	3	-	7	42	17	20
GILBERT	-	-	207	-	112	95	126	12	56	24	4	10	10	3
GORDON MEMORIAL	-	-	235	-	135	100	92	6	15	-	-	20	8	15
GRACE	-	1	380	2	225	169	154	1	75	108	-	20	30	10
GREENBRIER	-	-	69	-	39	30	25	-	10	-	-	7	-	-
GREENE STREET	-	-	170	-	88	85	80	-	-	-	-	4	3	14
I DEQUINCEY NEWMAN	-	-	-	-	101	60	79	-	-	-	-	11	7	7
JOURNEY	-	-	-	-	238	161	411	11	75	4	39	75	70	3
LEBANON	-	-	335	-	198	169	134	7	5	81	6	18	16	-
LEXINGTON	-	-	1,174	-	631	549	364	22	240	349	9	100	45	26
MAIN STREET	-	-	541	-	277	266	100	1	-	1	-	-	3	-
MCLEOD	-	-	122	-	65	56	20	-	-	15	-	7	3	-
MILL CREEK	-	-	144	-	89	56	45	-	-	10	-	-	-	-
MONTICELLO	-	-	32	-	21	11	22	-	3	8	-	-	-	-
MT HEBRON	1	-	1,154	-	641	521	528	8	179	30	22	133	127	81
MT HOREB	4	2	2,803	10	1,418	1,543	1,522	130	987	78	63	1,400	125	38
MT PLEASANT	1	-	148	-	78	71	32	1	7	16	-	-	2	-

COLUMBIA DISTRICT	TABLE NO. 1 STATISTICAL REPORT (continued)													
	Church Membership (continued)											Christian Formation Groups		
Church Name	Native American	Pacific Islander	White	Multi-Racial	Females	Males	Average attendance at all weekly worship services	Number of persons baptized this year (all ages)	Total Baptized Members who have not become Professing Members	Number of other constituents	Total enrolled in confirmation classes This Year	Number of Children in all Christian formation groups and other small group ministries 0-11	Number of Youth in all Christian formation groups and other small group ministries 12-18	Number of Young Adults in all Christian formation groups and other small group ministries 19-30
	9.d	9.e	9.f	9.g	9.h	9.i	10	11	12	13	14	15	16	17
NORTHEAST	-	-	634	8	372	302	243	8	-	-	-	125	82	18
OAK GROVE	-	-	43	-	25	21	28	1	12	27	-	10	1	-
PLATT SPRINGS	-	2	561	6	319	254	168	5	60	66	5	38	25	6
POND BRANCH	-	-	384	-	187	197	151	13	-	91	3	21	15	15
RED BANK	3	3	773	4	437	358	281	14	159	117	3	181	110	30
REHOBOTH/COLUMBIA	-	-	336	3	208	143	107	3	-	-	5	15	5	8
REHOBOTH/GILBERT	2	-	172	-	78	96	99	1	28	23	-	22	6	2
SALEM/ELGIN	-	-	73	-	37	36	32	-	6	13	-	1	1	-
SALEM/IRMO	5	-	1,013	-	554	472	292	13	5	101	9	62	36	88
SHADY GROVE	1	-	350	-	201	150	73	-	35	-	-	-	-	-
SHANDON	-	-	2,798	-	1,538	1,264	858	32	507	196	34	488	193	109
SHILOH	-	-	162	-	85	77	79	2	17	17	-	3	-	-
SHILOH	-	-	99	1	52	49	30	-	14	11	4	-	-	1
SMYRNA	-	-	52	-	23	29	45	4	7	11	4	5	16	-
ST JAMES	-	-	130	-	77	54	41	10	5	5	3	5	3	-
ST JOHN	-	-	50	-	42	8	23	-	-	3	1	-	-	-
ST LUKE	-	-	24	-	17	9	10	-	-	-	-	-	-	-
ST MARK	-	-	162	-	80	82	67	4	9	-	-	7	1	-
SUBER MARSHALL	1	-	156	1	98	66	55	1	47	43	5	3	14	4
TRENHOLM ROAD	-	1	1,712	-	984	742	468	17	272	32	12	59	95	23
TRINITY/BLYTHEWOOD	-	4	976	2	521	472	397	22	278	156	24	82	62	15
TRINITY/WEST COLUMBIA	-	-	338	-	194	145	93	3	48	30	-	9	9	10
UNION	-	-	2,764	-	1,468	1,305	832	10	469	596	-	190	185	135
VIRGINIA WINGARD	-	-	445	-	269	194	240	2	61	34	-	21	13	8
WASHINGTON STREET	1	-	974	-	560	423	319	9	182	54	-	139	14	28
WESLEY	-	-	20	-	300	93	155	4	4	22	2	27	20	10
WESLEY MEMORIAL	-	-	104	-	67	37	54	2	-	28	5	16	-	5
WHALEY STREET	-	-	161	-	108	57	48	2	5	15	-	5	7	18
WINDSOR	-	-	330	5	211	140	186	3	25	181	8	10	26	9
ZION	-	-	21	-	7	14	15	-	-	-	-	-	1	1
TOTALS	**22**	**13**	**29,933**	**52**	**18,107**	**14,893**	**12,444**	**471**	**4,746**	**3,497**	**324**	**4,036**	**1,832**	**937**

COLUMBIA DISTRICT	TABLE NO 1 STATISTICAL REPORT (continued)									
	Christian Formation Groups (continued)								UMMen	
Church Name	Number of Other Adults in all Christian formation groups and other small group ministries 31 and older	Total Christian formation participants	Average weekly attendance (all ages) in Sunday Church school	Number of persons (all ages) active in covenant discipleship groups	Number of participants in Vacation Bible School	Number of ongoing classes (all ages) for learning in Sunday Church School	Number of ongoing classes for learning (all ages) other than Sunday Church School	Number of short-term classes and groups (all ages) for learning	Membership in United Methodist Men	Amount Paid for Projects UMM
	18	19	20	21	22	23	24	25	26	27
ASBURY MEMORIAL	99	131	101	-	57	9	-	3	50	6,805
ASHLAND	82	164	189	1	116	10	8	5	28	5,365
BETHEL/COLUMBIA	229	284	70	48	105	9	-	3	30	929
BETHEL/WINNSBORO	15	56	17	-	55	3	-	2	18	400
BEULAH/BLYTHEWOOD	7	16	8	-	-	2	-	3	-	-
BEULAH/GILBERT	62	104	61	-	35	10	2	3	12	5,025
BLUFF ROAD	26	56	40	11	65	6	3	2	29	-
BOILING SPRINGS	85	178	56	14	45	7	2	-	15	924
BROOKLAND	70	84	46	4	35	6	1	4	18	550
CAYCE	160	255	127	-	110	12	-	4	12	-
CEDAR CREEK	-	-	-	-	-	-	-	-	-	-
CHAPIN	569	1,062	474	69	110	25	21	29	125	230
COLLEGE PLACE	65	84	36	10	44	5	1	2	16	968
COLUMBIA KOREAN	15	45	29	13	8	23	6	-	12	1,440
EBENEZER	-	-	-	-	-	-	-	2	-	-
EPWORTH MEMORIAL	20	110	90	-	40	4	4	-	-	-
FAIR LAWN	74	147	50	-	30	4	1	2	17	3,000
FAITH	25	40	24	-	7	4	1	-	8	400
FIRST/WINNSBORO	38	73	48	-	32	6	-	1	38	400
FRANCIS BURNS	30	109	45	40	80	5	5	2	33	2,500
GILBERT	22	45	61	-	85	7	-	3	20	670
GORDON MEMORIAL	45	88	48	17	112	5	2	1	17	1,750
GRACE	85	145	63	7	65	8	5	3	16	300
GREENBRIER	11	18	9	1	4	2	1	1	3	-
GREENE STREET	32	53	20	-	36	4	2	-	10	1,000
I DEQUINCEY NEWMAN	10	35	20	-	-	-	-	-	12	300
JOURNEY	77	225	411	-	165	-	3	2	-	-
LEBANON	28	62	60	-	37	9	2	3	27	4,236
LEXINGTON	733	904	185	132	120	25	11	18	12	2,246
MAIN STREET	-	3	60	-	55	9	3	1	28	-
MCLEOD	-	10	8	15	-	2	-	-	-	-
MILL CREEK	15	15	10	5	30	1	-	1	8	100
MONTICELLO	-	-	-	-	3	-	-	-	-	-
MT HEBRON	488	829	360	82	250	34	9	2	94	16,020
MT HOREB	1,150	2,713	752	350	2,025	75	43	54	194	1,800
MT PLEASANT	11	13	9	-	-	1	-	-	-	1,912

COLUMBIA DISTRICT	TABLE NO 1 STATISTICAL REPORT (continued)									
	Christian Formation Groups (continued)								UMMen	
Church Name	Number of Other Adults in all Christian formation groups and other small group ministries 31 and older	Total Christian formation participants	Average weekly attendance (all ages) in Sunday Church school	Number of persons (all ages) active in covenant discipleship groups	Number of participants in Vacation Bible School	Number of ongoing classes (all ages) for learning in Sunday Church School	Number of ongoing classes for learning (all ages) other than Sunday Church School	Number of short-term classes and groups (all ages) for learning	Membership in United Methodist Men	Amount Paid for Projects UMM
	18	19	20	21	22	23	24	25	26	27
NORTHEAST	168	393	72	98	82	13	10	8	22	3,000
OAK GROVE	17	28	12	4	33	-	2	2	-	-
PLATT SPRINGS	-	69	94	-	134	12	4	10	26	1,768
POND BRANCH	40	91	43	28	100	9	1	3	20	3,032
RED BANK	248	569	184	42	91	16	8	12	47	4,050
REHOBOTH/COLUMBIA	44	72	44	10	100	9	3	3	25	4,098
REHOBOTH/GILBERT	37	67	46	-	67	7	-	1	16	1,829
SALEM/ELGIN	15	17	7	-	-	2	-	-	13	-
SALEM/IRMO	101	287	153	90	75	13	11	5	55	1,200
SHADY GROVE	2	2	25	-	60	5	-	1	33	-
SHANDON	870	1,660	542	147	362	20	4	2	35	500
SHILOH	44	47	6	-	-	1	-	-	21	3,241
SHILOH	27	28	20	-	-	2	-	1	-	-
SMYRNA	25	46	31	6	15	3	-	-	-	-
ST JAMES	8	16	10	-	-	2	-	1	10	3,720
ST JOHN	14	14	13	-	-	2	-	-	-	-
ST LUKE	-	-	-	-	-	-	-	-	-	-
ST MARK	41	49	30	-	35	7	-	1	-	-
SUBER MARSHALL	40	61	31	-	50	5	-	-	18	2,600
TRENHOLM ROAD	296	473	308	-	126	23	2	7	129	170
TRINITY/BLYTHEWOOD	175	334	213	10	183	20	8	12	-	-
TRINITY/WEST COLUMBIA	37	65	40	6	34	6	-	2	18	-
UNION	725	1,235	480	40	415	27	25	12	62	650
VIRGINIA WINGARD	149	191	120	65	36	11	2	2	40	1,204
WASHINGTON STREET	171	352	205	-	135	16	12	9	20	-
WESLEY	30	87	45	-	100	11	5	5	30	2
WESLEY MEMORIAL	29	50	8	-	30	5	6	2	10	250
WHALEY STREET	21	51	25	-	65	6	-	2	-	-
WINDSOR	45	90	73	32	60	12	2	2	135	3,400
ZION	19	21	10	-	-	1	1	1	-	-
TOTALS	**7,816**	**14,621**	**6,477**	**1,397**	**6,349**	**598**	**242**	**262**	**1,687**	**93,984**

COLUMBIA DISTRICT	TABLE NO. 1 STATISTICAL REPORT (continued)									
	UMWomen		UMVIM		Mission Teams		Community Ministries			
Church Name	Membership in United Methodist Women	Amount paid for local church and community work UMW	Number UMVIM teams sent from Local church	Number of persons sent out on UMVIM teams from this local church	Number of other mission teams sent from this local church	Number of persons sent out on other mission teams from this local church	Number of community ministries for daycare and/or education	Number of persons served by community ministries for daycare and/or education	Number of community ministries for outreach, justice, and mercy	Number of persons served by community ministries for outreach, justice, and mercy
	28	29	30.a	30.b	31.a	31.b	32	33	34	35
ASBURY MEMORIAL	68	1,015	-	-	1	8	2	150	8	820
ASHLAND	110	4,751	10	49	3	35	11	844	22	469
BETHEL/COLUMBIA	76	599	-	-	3	35	2	84	10	300
BETHEL/WINNSBORO	19	632	-	-	-	-	-	-	1	70
BEULAH/BLYTHEWOOD	7	-	-	-	-	9	-	-	7	235
BEULAH/GILBERT	15	1,401	-	-	1	11	-	-	15	1,774
BLUFF ROAD	25	-	-	-	-	-	-	-	6	120
BOILING SPRINGS	-	-	-	-	-	-	-	-	4	75
BROOKLAND	51	1,277	-	-	-	-	-	-	5	545
CAYCE	49	925	-	-	-	-	2	50	2	100
CEDAR CREEK	-	-	-	-	-	-	-	-	-	-
CHAPIN	118	5,474	-	-	14	218	3	100	11	500
COLLEGE PLACE	48	708	-	-	3	-	3	175	7	330
COLUMBIA KOREAN	50	3,000	2	12	-	-	-	-	1	60
EBENEZER	3	140	-	-	-	-	-	-	2	2
EPWORTH MEMORIAL	-	-	-	-	3	-	-	-	-	-
FAIR LAWN	24	-	-	-	1	10	-	-	-	-
FAITH	11	650	-	-	-	12	-	-	2	19
FIRST/WINNSBORO	49	437	-	-	-	-	1	7	2	125
FRANCIS BURNS	54	4,535	1	4	-	4	1	18	5	255
GILBERT	44	1,621	-	-	2	10	-	-	3	40
GORDON MEMORIAL	13	2,100	-	-	2	6	-	-	-	10
GRACE	15	1,372	-	-	26	100	-	-	14	1,000
GREENBRIER	18	1,350	-	1	-	1	-	-	-	-
GREENE STREET	14	750	-	-	-	3	-	-	-	-
I DEQUINCEY NEWMAN	20	1,800	-	-	-	-	5	10	5	30
JOURNEY	-	-	-	-	-	-	-	-	4	276
LEBANON	39	1,000	-	-	-	1	-	-	8	104
LEXINGTON	159	5,034	-	-	-	-	1	120	6	317
MAIN STREET	23	550	-	-	3	26	2	125	4	50
MCLEOD	-	-	-	-	-	-	1	6	6	90
MILL CREEK	10	260	-	-	-	-	-	-	8	75
MONTICELLO	-	-	-	-	-	-	-	-	-	-
MT HEBRON	177	14,209	1	34	5	96	16	460	11	375
MT HOREB	172	5,000	1	34	10	153	9	3,207	5	2,231
MT PLEASANT	-	-	-	-	-	-	-	-	-	-

COLUMBIA DISTRICT	TABLE NO. 1 STATISTICAL REPORT (continued)									
	UMWomen		UMVIM		Mission Teams		Community Ministries			
Church Name	Membership in United Methodist Women	Amount paid for local church and community work UMW	Number UMVIM teams sent from Local church	Number of persons sent out on UMVIM teams from this local church	Number of other mission teams sent from this local church	Number of persons sent out on other mission teams from this local church	Number of community ministries for daycare and/or education	Number of persons served by community ministries for daycare and/or education	Number of community ministries for outreach, justice, and mercy	Number of persons served by community ministries for outreach, justice, and mercy
	28	29	30.a	30.b	31.a	31.b	32	33	34	35
NORTHEAST	28	1,500	-	-	3	48	6	123	70	500
OAK GROVE	1	52	-	-	-	27	-	-	2	77
PLATT SPRINGS	55	2,922	1	4	4	25	-	-	8	1,378
POND BRANCH	12	-	-	4	6	-	-	-	6	250
RED BANK	32	3,100	-	-	6	42	6	125	2	28
REHOBOTH/COLUMBIA	33	-	-	-	-	-	-	-	4	550
REHOBOTH/GILBERT	12	1,549	-	-	-	1	-	-	6	700
SALEM/ELGIN	-	-	-	-	1	4	-	-	-	5
SALEM/IRMO	125	3,500	2	21	8	45	2	8	6	102
SHADY GROVE	11	250	-	-	2	-	-	-	-	-
SHANDON	226	15,156	-	2	5	417	55	1,356	46	250
SHILOH	20	2,612	-	-	-	-	-	-	3	12
SHILOH	-	-	-	-	-	-	-	-	5	55
SMYRNA	6	-	-	-	2	6	-	-	4	100
ST JAMES	5	450	-	-	-	2	2	22	6	100
ST JOHN	-	-	-	-	-	-	-	-	2	30
ST LUKE	3	665	-	-	-	-	-	-	-	-
ST MARK	26	138	-	-	-	-	-	-	-	-
SUBER MARSHALL	16	284	-	-	-	5	-	-	3	100
TRENHOLM ROAD	147	2,212	1	14	3	51	1	124	3	325
TRINITY/BLYTHEWOOD	24	1	1	3	4	101	5	345	9	4,760
TRINITY/WEST COLUMBIA	16	580	-	-	-	-	-	-	-	-
UNION	183	1,175	-	2	33	545	13	3,175	8	1,815
VIRGINIA WINGARD	88	4,246	1	2	4	10	1	50	1	1,540
WASHINGTON STREET	141	1,664	-	-	1	19	1	73	5	1,851
WESLEY	35	500	-	-	-	-	-	-	12	2
WESLEY MEMORIAL	12	1,000	-	-	-	-	1	24	4	1,000
WHALEY STREET	22	500	-	-	2	31	1	25	3	300
WINDSOR	30	4,750	3	5	16	148	1	100	10	200
ZION	-	-	-	-	-	3	-	-	-	-
TOTALS	**2,790**	**109,396**	**24**	**191**	**177**	**2,268**	**154**	**10,906**	**412**	**26,427**

COLUMBIA DISTRICT	TABLE NO. 2 STATISTICAL REPORT							
	Property and Assets				Apportionments			
Church Name	Market value of church land, buildings and equipment	Market value of other church-owned assets	Debts secured by church physical assets	Other debt	Total amount APPORTIONED to the local church for all causes paid to the AC Treasurer	Total amount PAID by the local church for all apportioned causes to the AC Treasurer	Total amount APPORTIONED to the local church for all apportioned causes directly paid to the DISTRICT	Total amount PAID by the local church for apportioned causes directly paid to the DISTRICT
	36	37	38	39	40.a	40.b	41.a	41.b
ASBURY MEMORIAL	6,964,000	207,634	-	-	49,302	49,302	-	-
ASHLAND	4,842,000	249,758	-	-	78,098	78,098	-	-
BETHEL/COLUMBIA	3,157,500	298,600	115,000	-	39,598	49,801	-	-
BETHEL/WINNSBORO	1,357,550	66,795	-	-	9,741	9,741	-	-
BEULAH/BLYTHEWOOD	506,194	130,218	-	-	6,457	6,457	-	-
BEULAH/GILBERT	3,597,000	-	-	-	33,952	33,952	-	-
BLUFF ROAD	768,000	15,303	-	-	14,744	14,744	-	-
BOILING SPRINGS	2,916,880	-	-	-	24,125	24,125	-	-
BROOKLAND	3,841,000	71,757	-	-	30,513	30,513	-	-
CAYCE	5,811,000	110,829	-	143,570	48,953	48,953	-	-
CEDAR CREEK	-	-	-	-	585	585	-	-
CHAPIN	138,772,000	486,003	5,898,500	15,871	89,088	89,088	-	-
COLLEGE PLACE	3,349,000	156,333	-	-	25,583	25,583	-	-
COLUMBIA KOREAN	700,000	13,918	210,182	-	11,258	11,258	-	-
EBENEZER	160,000	55,509	-	-	2,114	2,114	-	-
EPWORTH MEMORIAL	-	-	-	-	1,342	1,342	-	-
FAIR LAWN	2,090,500	36,564	-	-	19,795	19,795	-	-
FAITH	2,558,000	35,854	221,413	37,038	10,451	10,451	-	-
FIRST/WINNSBORO	4,126,005	371,445	-	-	22,366	22,366	-	-
FRANCIS BURNS	2,676,200	30,842	-	-	67,386	67,386	-	-
GILBERT	1,873,500	39,284	279,691	-	14,078	14,078	-	-
GORDON MEMORIAL	2,104,000	25,071	-	-	12,606	12,606	-	-
GRACE	3,397,584	293,042	948,395	-	37,461	37,461	-	-
GREENBRIER	1,285,000	47,047	-	-	6,878	6,878	-	-
GREENE STREET	1,075,000	162,000	-	-	13,179	13,179	-	-
I DEQUINCEY NEWMAN	850	-	-	-	12,464	12,464	-	-
JOURNEY	90,000	-	426,000	11,000	-	-	-	-
LEBANON	1,215,000	185,000	-	-	24,022	24,022	-	-
LEXINGTON	10,360,000	399,613	2,348,600	-	88,242	88,242	-	-
MAIN STREET	5,149,920	269,940	-	-	47,767	47,767	-	-
MCLEOD	720,000	448,436	-	-	5,002	5,002	-	-
MILL CREEK	142,000	-	-	-	9,881	9,881	-	-
MONTICELLO	-	-	-	-	3,748	3,748	-	-
MT HEBRON	8,512,000	791,000	-	-	84,408	84,408	-	-
MT HOREB	10,500,000	2,050,600	2,650,878	-	264,629	264,629	-	-
MT PLEASANT	-	-	-	-	8,054	5,981	-	-

COLUMBIA DISTRICT	TABLE NO. 2 STATISTICAL REPORT							
	Property and Assets				Apportionments			
Church Name	Market value of church land, buildings and equipment	Market value of other church-owned assets	Debts secured by church physical assets	Other debt	Total amount APPORTIONED to the local church for all causes paid to the AC Treasurer	Total amount PAID by the local church for all apportioned causes to the AC Treasurer	Total amount APPORTIONED to the local church for all apportioned causes directly paid to the DISTRICT	Total amount PAID by the local church for apportioned causes directly paid to the DISTRICT
	36	37	38	39	40.a	40.b	41.a	41.b
NORTHEAST	2,474,000	70,460	896,000	4,866	57,282	42,891	-	-
OAK GROVE	394,040	-	-	-	4,659	4,659	-	-
PLATT SPRINGS	4,970,000	51,955	405,219	-	33,774	33,774	-	-
POND BRANCH	2,389,000	131,000	10,048	-	24,539	24,539	-	-
RED BANK	515,800	143,000	958,000	-	37,345	37,345	-	-
REHOBOTH/COLUMBIA	-	442	-	-	30,513	30,513	-	-
REHOBOTH/GILBERT	-	175,201	92,037	-	9,608	9,608	-	-
SALEM/ELGIN	765,000	312,773	-	-	7,692	7,692	-	-
SALEM/IRMO	4,488,500	207,454	1,424,282	-	54,487	54,487	-	-
SHADY GROVE	1,678,000	1,162,153	-	-	22,387	11,641	-	-
SHANDON	25,821,700	2,614,585	1,565,000	-	274,304	274,304	-	-
SHILOH	1,300,300	26	-	-	13,572	13,572	-	-
SHILOH	329,000	5,000	-	-	4,192	4,192	-	-
SMYRNA	528,000	23,325	-	-	2,701	2,701	-	-
ST JAMES	1,835,000	160,823	-	-	11,524	11,524	-	-
ST JOHN	944,000	53,255	-	-	6,135	4,228	-	-
ST LUKE	351,000	-	-	-	3,127	3,127	-	-
ST MARK	3,200,000	40,683	-	-	11,586	11,586	-	-
SUBER MARSHALL	980,000	300,425	-	-	10,833	10,833	-	-
TRENHOLM ROAD	11,804,996	861,890	-	-	176,863	176,863	-	-
TRINITY/BLYTHEWOOD	5,812,300	271,275	805,200	-	105,254	105,254	-	-
TRINITY/WEST COLUMBIA	3,699,800	79,815	412,232	-	42,936	42,936	-	-
UNION	15,901,000	480,717	6,249,990	160,004	195,146	195,146	-	-
VIRGINIA WINGARD	7,120,100	352,394	-	-	64,413	64,413	-	-
WASHINGTON STREET	16,203,400	3,553,319	-	-	99,092	99,092	-	-
WESLEY	2	-	-	-	22,311	22,311	-	-
WESLEY MEMORIAL	6,000,000	-	63,019	-	15,826	15,826	-	-
WHALEY STREET	2,532,100	45	-	-	12,709	12,709	-	-
WINDSOR	2,670,052	70,858	46,866	4,500	45,194	45,194	-	-
ZION	293,000	15,000	-	-	1,912	1,912	-	-
TOTALS	**359,617,773**	**18,186,268**	**26,026,552**	**376,849**	**2,619,786**	**2,600,872**	**-**	**-**

COLUMBIA DISTRICT	TABLE NO. 2 STATISTICAL REPORT (continued)							
	Other Benevolences							
Church Name	Total amount for General Advance Specials remitted to the AC Treasurer	Total amount for World Service Specials remitted to the AC Treasurer	Total amount for Annual Conference Advance Specials remitted to the AC Treasurer	Total amount for the Youth Service fund remitted to the AC Treasurer	Total amount of all other funds sent to AC Treasurer for connectional mission and ministry	Total Annual Conference Special Sunday Offerings remitted to the AC Treasurer	Total amount given directly to UM causes (not sent to AC Treasurer)	Total amount given to non-United Methodist benevolent and charitable causes
	42	43	44	45	46	47	48	49
ASBURY MEMORIAL	3,625	-	-	-	850	4,110	500	550
ASHLAND	16,231	-	2,481	-	4,818	6,332	12,295	30,091
BETHEL/COLUMBIA	200	-	1,400	-	1,675	300	-	1,000
BETHEL/WINNSBORO	-	-	700	-	754	4,434	2,687	1,896
BEULAH/BLYTHEWOOD	471	-	5	-	207	523	831	775
BEULAH/GILBERT	1,092	-	-	-	592	3,539	4,621	9,139
BLUFF ROAD	-	-	-	-	250	-	-	-
BOILING SPRINGS	71	-	-	-	429	430	921	6,089
BROOKLAND	2,094	-	937	-	-	2,787	-	1,903
CAYCE	7,254	-	249	-	321	3,647	150	5,748
CEDAR CREEK	-	-	-	-	-	-	-	450
CHAPIN	4,550	-	2,200	-	941	5,652	10,884	59,935
COLLEGE PLACE	2,116	-	-	-	-	2,160	1,614	13,022
COLUMBIA KOREAN	-	-	-	-	183	-	2,342	43,900
EBENEZER	-	-	-	-	35	47	57	-
EPWORTH MEMORIAL	-	-	-	-	45	-	65	-
FAIR LAWN	825	-	-	-	-	4,556	947	1,247
FAITH	593	-	-	-	1,176	2,791	750	1,368
FIRST/WINNSBORO	155	-	31	-	864	110	2,370	17,562
FRANCIS BURNS	1,847	-	-	-	101	-	-	60,015
GILBERT	2,505	-	110	-	36	3,344	1,798	2,263
GORDON MEMORIAL	275	-	-	-	423	1,441	1,520	2,969
GRACE	4,124	-	-	-	130	1,716	3,300	9,260
GREENBRIER	108	-	-	-	215	-	625	497
GREENE STREET	783	-	-	-	229	80	686	163
I DEQUINCEY NEWMAN	775	-	-	-	211	-	-	-
JOURNEY	-	-	-	-	-	-	-	-
LEBANON	6,505	-	2,410	-	2,161	200	1,602	20,851
LEXINGTON	250	-	2,390	-	4,091	2,564	5,608	-
MAIN STREET	1,100	-	-	-	556	2,054	-	23,034
MCLEOD	-	-	-	-	92	-	151	-
MILL CREEK	256	-	-	-	173	370	241	802
MONTICELLO	-	-	-	-	62	-	-	400
MT HEBRON	7,507	-	-	-	1,770	8,679	300,719	2,380
MT HOREB	-	-	-	-	4,296	10,400	79,098	285,970
MT PLEASANT	657	-	-	-	124	694	-	-

COLUMBIA DISTRICT	TABLE NO. 2 STATISTICAL REPORT (continued)							
	Other Benevolences							
Church Name	Total amount for General Advance Specials remitted to the AC Treasurer	Total amount for World Service Specials remitted to the AC Treasurer	Total amount for Annual Conference Advance Specials remitted to the AC Treasurer	Total amount for the Youth Service fund remitted to the AC Treasurer	Total amount of all other funds sent to AC Treasurer for connectional mission and ministry	Total Annual Conference Special Sunday Offerings remitted to the AC Treasurer	Total amount given directly to UM causes (not sent to AC Treasurer)	Total amount given to non-United Methodist benevolent and charitable causes
	42	43	44	45	46	47	48	49
NORTHEAST	450	-	-	-	71	1,835	14,360	4,140
OAK GROVE	337	-	10	-	137	385	872	370
PLATT SPRINGS	70	-	-	-	601	25	22,229	6,731
POND BRANCH	-	-	-	-	423	3,763	1,600	16,959
RED BANK	1,225	-	-	-	735	1,329	18,000	37,930
REHOBOTH/COLUMBIA	140	-	-	-	860	489	-	-
REHOBOTH/GILBERT	1,150	-	421	132	223	5,146	100	11,912
SALEM/ELGIN	33	-	-	-	76	278	286	2,404
SALEM/IRMO	1,905	-	-	-	323	4,726	-	1,694
SHADY GROVE	-	-	-	-	-	1,936	-	100
SHANDON	-	-	-	-	3,017	1,229	5,095	128,132
SHILOH	-	-	-	-	226	171	800	4
SHILOH	-	-	-	-	78	-	71	1,629
SMYRNA	-	-	-	-	4	210	200	600
ST JAMES	-	-	-	-	193	-	-	2
ST JOHN	1,015	-	-	-	7	268	1,200	2,180
ST LUKE	85	-	-	-	4	-	573	473
ST MARK	-	-	-	-	195	729	-	456
SUBER MARSHALL	503	-	-	-	189	1,208	2,502	1,766
TRENHOLM ROAD	18,182	-	-	-	669	11,347	49,387	50,340
TRINITY/BLYTHEWOOD	4,347	-	100	-	1,000	4,711	5,863	65,164
TRINITY/WEST COLUMBIA	1,211	-	1,500	-	4,419	790	255	2,515
UNION	6,660	-	-	-	337	20,860	3,350	147,777
VIRGINIA WINGARD	7,923	-	-	-	1,837	4,824	1,530	2,135
WASHINGTON STREET	14,458	-	1,500	-	3,622	5,288	12,050	6,698
WESLEY	1,781	-	-	-	63	-	500	1,200
WESLEY MEMORIAL	-	-	-	-	265	-	3,197	100
WHALEY STREET	-	-	-	-	225	-	701	5
WINDSOR	-	-	-	-	-	940	13,922	3,237
ZION	-	-	-	-	-	-	1,400	-
TOTALS	**127,443**	**-**	**16,444**	**132**	**47,609**	**145,447**	**596,425**	**1,099,932**

COLUMBIA DISTRICT	TABLE NO. 2 STATISTICAL REPORT (continued)							
	General Special Sunday Offerings						Direct Billing	
Church Name	Human Relations Day	One Great Hour of Sharing	Peace with Justice	Native American Ministries	World Communion	UM Student Day	Total amount paid by the local church for all direct-billed clergy non-health benefits	Total amount paid by the local church for all direct-billed clergy health benefits
	50.a	50.b	50.c	50.d	50.e	50.f	51	52
ASBURY MEMORIAL	-	-	-	32	80	84	8,793	10,812
ASHLAND	151	753	235	255	251	551	9,570	14,448
BETHEL/COLUMBIA	-	-	-	-	-	-	8,803	14,448
BETHEL/WINNSBORO	-	-	-	-	-	-	5,510	3,556
BEULAH/BLYTHEWOOD	-	180	-	175	33	20	3,901	2,574
BEULAH/GILBERT	-	-	-	-	-	-	8,876	7,224
BLUFF ROAD	-	-	-	-	-	-	1,142	1,418
BOILING SPRINGS	-	-	-	220	-	-	8,337	5,148
BROOKLAND	-	-	-	-	-	-	11,233	9,798
CAYCE	40	30	25	30	25	-	17,285	10,296
CEDAR CREEK	-	-	-	-	-	-	293	191
CHAPIN	-	456	-	-	-	-	9,470	5,148
COLLEGE PLACE	-	-	-	262	-	-	8,397	5,148
COLUMBIA KOREAN	-	-	-	-	-	-	5,299	16,849
EBENEZER	-	25	-	35	-	-	7,689	7,368
EPWORTH MEMORIAL	-	-	-	-	-	-	8,090	7,224
FAIR LAWN	-	-	-	-	-	-	8,354	5,148
FAITH	150	-	-	331	170	50	-	3,408
FIRST/WINNSBORO	-	-	-	-	63	60	8,673	14,448
FRANCIS BURNS	-	-	-	-	-	-	17,243	19,596
GILBERT	253	-	-	-	-	-	4,013	3,612
GORDON MEMORIAL	-	-	-	-	-	-	5,645	9,680
GRACE	10	97	56	186	5	-	8,725	14,448
GREENBRIER	-	-	-	-	-	-	2,780	4,768
GREENE STREET	-	-	-	-	-	-	7,961	7,224
I DEQUINCEY NEWMAN	-	-	-	-	-	-	7,541	5,148
JOURNEY	-	-	-	-	-	-	4,471	7,224
LEBANON	-	-	-	-	-	-	3,810	3,684
LEXINGTON	5	50	-	15	-	-	25,119	17,778
MAIN STREET	-	420	-	-	-	-	8,737	10,812
MCLEOD	-	-	-	-	-	-	2,804	4,817
MILL CREEK	-	-	-	-	63	-	5,605	9,631
MONTICELLO	-	-	-	-	-	-	2,394	1,620
MT HEBRON	-	100	-	100	-	-	26,680	26,772
MT HOREB	-	-	-	-	-	-	27,615	32,529
MT PLEASANT	-	-	-	145	-	-	3,161	-

COLUMBIA DISTRICT	TABLE NO. 2 STATISTICAL REPORT (continued)							
	General Special Sunday Offerings						Direct Billing	
Church Name	Human Relations Day	One Great Hour of Sharing	Peace with Justice	Native American Ministries	World Communion	UM Student Day	Total amount paid by the local church for all direct-billed clergy non-health benefits	Total amount paid by the local church for all direct-billed clergy health benefits
	50.a	50.b	50.c	50.d	50.e	50.f	51	52
NORTHEAST	-	-	-	-	-	-	9,185	7,980
OAK GROVE	-	20	-	-	17	2	3,901	2,574
PLATT SPRINGS	44	51	15	210	30	20	8,518	10,812
POND BRANCH	-	-	-	-	-	-	11,946	13,613
RED BANK	-	163	-	-	-	-	8,739	14,448
REHOBOTH/COLUMBIA	-	100	-	-	-	-	8,705	10,812
REHOBOTH/GILBERT	-	180	140	135	168	-	4,013	3,612
SALEM/ELGIN	-	62	-	130	-	-	-	-
SALEM/IRMO	-	-	-	-	-	-	10,223	5,148
SHADY GROVE	-	-	-	-	-	-	8,295	5,148
SHANDON	-	-	-	-	-	-	27,500	21,580
SHILOH	-	-	-	-	-	-	8,136	7,368
SHILOH	-	-	-	-	-	-	3,597	-
SMYRNA	-	20	-	107	-	-	-	-
ST JAMES	-	-	-	-	-	-	8,814	4,475
ST JOHN	-	-	-	-	-	-	-	-
ST LUKE	-	-	-	-	-	-	1,054	-
ST MARK	-	-	-	-	-	-	7,886	6,186
SUBER MARSHALL	25	-	50	254	110	45	3,948	1,716
TRENHOLM ROAD	-	591	-	345	-	-	29,853	15,960
TRINITY/BLYTHEWOOD	272	-	124	250	-	201	16,813	12,516
TRINITY/WEST COLUMBIA	-	-	-	-	-	-	9,108	5,148
UNION	-	621	-	-	280	102	18,534	28,896
VIRGINIA WINGARD	55	110	-	-	91	-	9,218	4,278
WASHINGTON STREET	-	-	-	-	-	-	18,040	12,630
WESLEY	-	-	-	-	-	-	8,628	7,317
WESLEY MEMORIAL	-	-	-	-	-	-	8,126	5,148
WHALEY STREET	-	-	-	-	-	-	-	-
WINDSOR	70	-	-	180	77	35	8,992	5,148
ZION	-	-	-	-	-	-	-	-
TOTALS	**1,075**	**4,029**	**645**	**3,397**	**1,462**	**1,170**	**565,791**	**536,510**

COLUMBIA DISTRICT	TABLE NO. 2 STATISTICAL REPORT (continued)								
	Pastoral Support					Local Church Expenses			
Church Name	Total amount paid in base compensation to the pastor	Total amount paid in base compensation to all associate pastors assigned by the bishop	Total amount paid to/for pastor and associates for housing and utilities and/or related allowances	Total amount paid to pastor and associate(s) for accountable reimbursements	Total amount paid to pastor and associate(s) for any other cash allowances (non-accountable)	Total amount paid in salary and benefits for Deacons	Total amount paid in salary and benefits for Diaconal Ministers	Total amount paid in salary and benefits for all other church staff	Total amount spent for local church program expenses
	53	54	55	56	57	58	59	60	61
ASBURY MEMORIAL	52,471	-	11,654	2,385	-	-	-	119,304	11,539
ASHLAND	81,359	-	13,800	6,852	-	-	-	268,401	72,569
BETHEL/COLUMBIA	36,085	-	13,500	2,025	-	-	-	104,381	3,376
BETHEL/WINNSBORO	16,758	-	4,900	5,101	2,000	-	-	10,234	4,878
BEULAH/BLYTHEWOOD	18,357	-	-	1,199	-	-	-	4,805	2,273
BEULAH/GILBERT	65,505	-	4,800	3,551	-	-	-	50,519	17,627
BLUFF ROAD	40,340	-	13,966	4,581	2,378	-	-	34,045	9,211
BOILING SPRINGS	43,893	-	4,995	6,600	2,902	-	-	40,935	18,040
BROOKLAND	57,640	-	6,500	5,449	-	-	-	33,285	5,212
CAYCE	57,295	30,283	17,320	33	-	-	-	81,865	15,629
CEDAR CREEK	1,645	-	132	-	-	-	-	600	-
CHAPIN	80,726	-	10,804	7,129	-	-	-	314,723	104,960
COLLEGE PLACE	36,950	-	24,347	3,070	600	-	-	39,825	2,052
COLUMBIA KOREAN	29,250	-	5,412	227	-	-	-	12,798	29,123
EBENEZER	7,033	-	-	832	-	-	-	-	9,858
EPWORTH MEMORIAL	-	-	-	-	-	-	-	-	7,115
FAIR LAWN	44,130	-	5,500	4,800	500	-	-	34,895	3,935
FAITH	25,500	-	14,000	-	-	-	-	7,987	3,557
FIRST/WINNSBORO	51,076	-	9,000	3,017	500	-	-	38,072	6,430
FRANCIS BURNS	71,230	30,100	28,240	4,127	-	-	-	78,938	69,771
GILBERT	26,769	-	-	2,713	125	-	-	17,451	9,820
GORDON MEMORIAL	27,608	-	3,200	3,067	6,192	-	-	9,048	11,672
GRACE	61,460	-	-	-	2,310	-	-	41,505	35,355
GREENBRIER	14,478	-	2,000	2,573	-	-	-	-	767
GREENE STREET	37,900	-	1,000	594	-	-	-	19,103	735
I DEQUINCEY NEWMAN	34,936	-	1,610	3,000	-	-	-	8,000	-
JOURNEY	47,089	-	-	6,000	-	-	-	49,280	8,225
LEBANON	34,333	-	6,000	3,565	9,530	-	-	34,873	9,274
LEXINGTON	69,019	48,306	19,838	9,350	-	41,520	-	175,925	35,680
MAIN STREET	76,774	-	20,000	5,545	-	-	-	80,110	20,300
MCLEOD	17,403	-	2,400	1,071	-	-	-	-	356
MILL CREEK	29,337	-	6,300	964	-	-	-	4,415	1,542
MONTICELLO	12,480	-	1,200	680	-	-	-	1,300	262
MT HEBRON	67,356	22,200	33,400	6,711	-	-	-	263,993	66,436
MT HOREB	120,948	108,447	38,000	13,587	3,750	-	-	1,087,576	292,016
MT PLEASANT	23,325	-	3,708	3,649	-	-	-	-	-

COLUMBIA DISTRICT	TABLE NO. 2 STATISTICAL REPORT (continued)								
	Pastoral Support					Local Church Expenses			
Church Name	Total amount paid in base compensation to the pastor	Total amount paid in base compensation to all associate pastors assigned by the bishop	Total amount paid to/for pastor and associates for housing and utilities and/or related allowances	Total amount paid to pastor and associate(s) for accountable reimbursements	Total amount paid to pastor and associate(s) for any other cash allowances (non-accountable)	Total amount paid in salary and benefits for Deacons	Total amount paid in salary and benefits for Diaconal Ministers	Total amount paid in salary and benefits for all other church staff	Total amount spent for local church program expenses
	53	54	55	56	57	58	59	60	61
NORTHEAST	69,732	-	4,000	4,840	3,300	-	-	152,490	37,347
OAK GROVE	17,865	-	-	945	-	-	-	6,050	2,938
PLATT SPRINGS	55,938	-	-	4,804	-	-	-	94,448	10,599
POND BRANCH	51,403	-	5,400	8,700	-	-	-	32,241	5,886
RED BANK	51,155	-	5,382	5,807	6,192	-	-	68,243	25,418
REHOBOTH/COLUMBIA	48,300	1,200	6,800	4,500	750	-	-	44,987	5,923
REHOBOTH/GILBERT	26,769	-	-	2,530	125	-	-	2,680	15,917
SALEM/ELGIN	24,543	-	-	1,955	-	-	-	10,020	3,560
SALEM/IRMO	70,960	-	9,167	8,571	-	-	-	81,314	59,982
SHADY GROVE	39,164	-	11,650	4,031	-	-	-	33,883	5,442
SHANDON	111,751	73,146	38,500	7,591	9,286	-	-	904,811	148,599
SHILOH	35,204	-	11,000	2,845	-	-	-	12,668	2,374
SHILOH	6,660	-	6,240	400	500	-	-	3,888	2,041
SMYRNA	12,469	-	-	1,373	-	-	-	350	1,742
ST JAMES	28,050	-	6,600	2,053	-	-	-	-	1,675
ST JOHN	16,000	-	-	-	-	-	-	3,821	5,691
ST LUKE	4,537	-	3,237	1,216	-	-	-	-	-
ST MARK	39,865	-	9,000	1,000	-	-	-	6,500	3,746
SUBER MARSHALL	15,180	-	8,667	3,441	-	-	-	8,786	4,389
TRENHOLM ROAD	91,237	41,203	39,800	8,588	-	63,355	-	385,616	100,929
TRINITY/BLYTHEWOOD	83,547	50,364	38,000	7,929	-	-	-	236,075	48,346
TRINITY/WEST COLUMBIA	64,468	-	6,784	3,655	-	-	-	67,159	19,060
UNION	80,141	30,186	59,120	10,231	900	-	-	508,772	102,315
VIRGINIA WINGARD	62,594	-	30,660	9,502	617	-	-	186,178	38,914
WASHINGTON STREET	87,051	-	64,255	8,158	-	42,720	-	265,584	56,853
WESLEY	48,909	-	5,100	6,400	-	-	-	30,000	32,000
WESLEY MEMORIAL	35,180	-	170	42	-	-	-	18,445	1,702
WHALEY STREET	11,000	-	20,000	-	1,620	-	-	18,605	1,585
WINDSOR	60,594	-	8,716	6,808	300	-	-	94,228	28,207
ZION	-	-	5,938	-	4,155	-	-	1,680	400
TOTALS	**2,868,724**	**435,435**	**731,712**	**251,962**	**58,532**	**147,595**	**-**	**6,347,713**	**1,663,175**

COLUMBIA DISTRICT	TABLE NO. 2 STATISTICAL REPORT (continued)				TABLE NO. 3 STATISTICAL REPORT			
	Local Church Expenses (continued)				Received for Annual Budget/Spending Plan			
Church Name	Total amount spent for other local church operating expenses	Total amount paid for principal and interest on indebtedness, loans, mortgages, etc.	Total amount paid on capital expenditures for building, improvements, and major equipment purchases	TOTAL AMOUNT PAID BY THE LOCAL CHURCH ON ALL EXPENDITURES	Number of households giving to the local church	Amount received through pledges	Amount received from non-pledging, but identified givers	Amount received from unidentified givers
	62	63	64	65	66	67.a	67.b	67.c
ASBURY MEMORIAL	69,772	-	5,200	351,063	196	347,878	51,531	-
ASHLAND	138,727	22,898	33,567	814,733	307	600,701	100,471	4,048
BETHEL/COLUMBIA	88,950	3,052	380,993	709,990	175	251,677	59,254	5,066
BETHEL/WINNSBORO	16,960	-	18,655	108,763	66	-	81,188	2,893
BEULAH/BLYTHEWOOD	18,475	-	-	61,260	32	-	62,923	3,991
BEULAH/GILBERT	76,051	-	22,400	309,488	253	-	265,329	16,478
BLUFF ROAD	25,893	-	-	147,968	-	-	122,241	7,302
BOILING SPRINGS	36,298	-	100,172	299,605	135	-	152,783	4,122
BROOKLAND	52,493	-	13,473	233,317	60	160,888	50,977	7,425
CAYCE	83,817	36,130	76,000	492,426	235	347,000	56,000	24,000
CEDAR CREEK	2,500	-	-	6,396	6	-	2,760	-
CHAPIN	276,631	799,665	13,800	1,796,762	-	615,212	785,676	44,331
COLLEGE PLACE	48,444	7,200	3,454	224,244	152	93,039	79,558	5,804
COLUMBIA KOREAN	25,121	14,345	-	196,107	50	-	24,356	4,480
EBENEZER	902	-	3,040	39,035	16	-	14,808	1,127
EPWORTH MEMORIAL	-	-	-	23,881	34	-	5,381	2,590
FAIR LAWN	25,683	-	6,326	166,641	132	144,481	22,436	1,221
FAITH	24,682	30,120	-	127,084	69	76,218	34,643	1,168
FIRST/WINNSBORO	36,800	-	42,767	254,363	80	106,614	49,852	1,429
FRANCIS BURNS	98,125	46,838	-	593,557	-	526,290	-	833
GILBERT	33,195	52,399	20,581	195,065	85	-	152,278	5,381
GORDON MEMORIAL	21,601	30,572	6,010	153,529	86	-	140,283	1,297
GRACE	69,076	90,120	7,903	387,246	203	294,097	54,829	4,852
GREENBRIER	8,718	-	-	44,408	22	51,525	2,430	990
GREENE STREET	17,919	-	5,154	112,710	44	-	117,027	3,828
I DEQUINCEY NEWMAN	27,910	-	-	101,595	55	117,000	-	-
JOURNEY	191,050	-	9,751	323,090	649	233,376	101,928	44,541
LEBANON	52,060	-	31,842	246,722	-	-	239,758	3,114
LEXINGTON	151,545	213,533	46,324	957,151	476	506,701	369,636	13,341
MAIN STREET	71,687	-	76,635	445,531	226	116,442	151,115	4,978
MCLEOD	8,980	-	-	43,075	16	21,366	402	330
MILL CREEK	13,413	-	-	82,993	57	-	58,923	1,754
MONTICELLO	13,472	-	1,814	39,432	-	-	28,386	989
MT HEBRON	76,658	-	-	995,869	671	600,478	286,194	17,772
MT HOREB	295,037	737,359	98,848	3,500,105	1,013	1,893,000	1,382,420	49,657
MT PLEASANT	16,783	-	-	58,227	28	-	35	3,192

COLUMBIA DISTRICT	TABLE NO. 2 STATISTICAL REPORT (continued)				TABLE NO. 3 STATISTICAL REPORT			
	Local Church Expenses (continued)				Received for Annual Budget/Spending Plan			
Church Name	Total amount spent for other local church operating expenses	Total amount paid for principal and interest on indebtedness, loans, mortgages, etc.	Total amount paid on capital expenditures for building, improvements, and major equipment purchases	TOTAL AMOUNT PAID BY THE LOCAL CHURCH ON ALL EXPENDITURES	Number of households giving to the local church	Amount received through pledges	Amount received from non-pledging, but identified givers	Amount received from unidentified givers
	62	63	64	65	66	67.a	67.b	67.c
NORTHEAST	36,934	80,982	58,904	529,440	-	-	444,635	8,340
OAK GROVE	11,480	-	-	52,561	25	-	35,012	189
PLATT SPRINGS	47,166	49,730	40,641	386,456	140	233,074	80,339	3,869
POND BRANCH	45,079	14,383	11,318	247,253	131	-	188,941	14,796
RED BANK	72,471	92,061	5,819	452,462	320	198,000	90,420	25,000
REHOBOTH/COLUMBIA	58,868	-	-	222,947	70	150	25	7
REHOBOTH/GILBERT	21,439	7,463	-	113,863	77	-	80,824	5,250
SALEM/ELGIN	11,541	-	5,548	68,128	70	-	63,551	850
SALEM/IRMO	79,000	140,354	-	527,853	295	447,047	208,861	-
SHADY GROVE	37,603	-	-	158,893	68	-	137,053	804
SHANDON	407,726	631,867	1,553,884	4,348,018	873	1,837,328	216,940	19,219
SHILOH	23,369	-	19,031	136,768	61	-	125,190	135
SHILOH	6,993	-	-	36,289	15	-	11,270	23,003
SMYRNA	6,398	-	1,622	27,796	28	-	34,384	1,723
ST JAMES	19,718	-	-	83,104	41	57,938	16,741	1,439
ST JOHN	10,331	-	-	44,741	18	-	32,147	1,755
ST LUKE	4,311	-	-	18,617	10	16,960	1,287	-
ST MARK	32,916	-	-	120,065	52	-	109,626	8,271
SUBER MARSHALL	14,444	-	2,927	80,983	58	48,632	37,680	1,672
TRENHOLM ROAD	259,563	-	43,283	1,387,111	471	1,178,912	190,048	9,910
TRINITY/BLYTHEWOOD	152,601	413,744	-	1,247,221	405	454,305	223,196	8,923
TRINITY/WEST COLUMBIA	58,557	69,880	11,822	369,268	85	215,599	53,622	1,458
UNION	307,913	482,288	264,700	2,269,129	890	912,960	546,408	19,106
VIRGINIA WINGARD	92,647	-	-	517,526	245	460,681	75,844	1,624
WASHINGTON STREET	159,097	-	54,474	911,570	475	729,553	103,344	5,555
WESLEY	40,000	-	55,000	259,209	-	-	233,600	1,400
WESLEY MEMORIAL	23,870	93,966	30,527	236,564	55	-	116,735	-
WHALEY STREET	21,220	-	44,410	132,080	36	-	88,000	-
WINDSOR	39,840	11,254	18,918	346,660	138	223,336	100,339	4,699
ZION	2,000	-	-	17,485	10	-	20,000	4,000
TOTALS	**4,320,523**	**4,172,203**	**3,247,537**	**29,993,493**	**10,791**	**14,118,458**	**8,773,873**	**467,321**

COLUMBIA DISTRICT	TABLE NO. 3 STATISTICAL REPORT (continued)						
	Received for Annual Budget/Spending Plan (continued)					Capital Campaign/Other Designated Projects	
Church Name	Amount received from Interest and Dividends	Amount received through Sale of Church Assets	Amount received through building use fees, contributions, and rentals	Amount received through fundraisers and other sources	Total income for annual budget/spending plan	Capital Campaign	Memorials, Endowments, Bequests
	67.d	67.e	67.f	67.g	67	68.a	68.b
ASBURY MEMORIAL	4,035	-	8,050	-	411,494	-	5,277
ASHLAND	1,341	-	725	46,936	754,222	18,472	35,887
BETHEL/COLUMBIA	280	-	10,562	10,366	337,205	148,264	600
BETHEL/WINNSBORO	11	-	2,391	2,126	88,609	-	1,755
BEULAH/BLYTHEWOOD	-	-	75	-	66,989	-	2,860
BEULAH/GILBERT	-	-	1,144	7,848	290,799	-	4,015
BLUFF ROAD	18	-	-	15,741	145,302	-	-
BOILING SPRINGS	512	-	825	22,716	180,958	11,776	1,704
BROOKLAND	17	-	1,050	-	220,357	13,510	8,359
CAYCE	36	-	-	1,200	428,236	58,000	2,400
CEDAR CREEK	25	-	-	-	2,785	-	-
CHAPIN	-	-	-	-	1,445,219	-	24,043
COLLEGE PLACE	1,941	-	43,796	3,906	228,044	-	-
COLUMBIA KOREAN	4	1,500	-	4,021	34,361	-	-
EBENEZER	798	-	-	309	17,042	-	1,000
EPWORTH MEMORIAL	-	-	-	-	7,971	-	-
FAIR LAWN	-	-	65	-	168,203	-	2,389
FAITH	-	-	100	4,041	116,170	-	2,699
FIRST/WINNSBORO	807	-	135	-	158,837	7,380	8,613
FRANCIS BURNS	-	-	1,500	3,570	532,193	5,969	-
GILBERT	822	-	-	15,995	174,476	-	15,645
GORDON MEMORIAL	51	-	300	1,049	142,980	9,693	7,700
GRACE	620	-	350	-	354,748	89,668	1,520
GREENBRIER	380	-	-	-	55,325	2,250	320
GREENE STREET	-	-	2,060	-	122,915	-	1,420
I DEQUINCEY NEWMAN	-	-	-	-	117,000	5,000	-
JOURNEY	-	-	-	1,600	381,445	12,571	-
LEBANON	-	-	-	2,819	245,691	20,108	350
LEXINGTON	-	-	1,645	-	891,323	-	4,735
MAIN STREET	3,520	-	48,187	-	324,242	50,180	-
MCLEOD	19,600	-	500	640	42,838	-	630
MILL CREEK	146	-	50	4,387	65,260	-	3,910
MONTICELLO	359	-	220	-	29,954	-	-
MT HEBRON	889	-	700	18,470	924,503	138,302	23,148
MT HOREB	3,132	-	19,200	-	3,347,409	-	8,345
MT PLEASANT	-	-	350	134	3,711	-	2,505

COLUMBIA DISTRICT	TABLE NO. 3 STATISTICAL REPORT (continued)						
	Received for Annual Budget/Spending Plan (continued)					Capital Campaign/Other Designated Projects	
Church Name	Amount received from Interest and Dividends	Amount received through Sale of Church Assets	Amount received through building use fees, contributions, and rentals	Amount received through fundraisers and other sources	Total income for annual budget/spending plan	Capital Campaign	Memorials, Endowments, Bequests
	67.d	67.e	67.f	67.g	67	68.a	68.b
NORTHEAST	-	-	-	12,802	465,777	1,246	1,250
OAK GROVE	826	-	-	-	36,027	-	200
PLATT SPRINGS	600	-	-	1,400	319,282	-	-
POND BRANCH	2,088	-	515	-	206,340	-	494
RED BANK	-	-	1,000	125	314,545	-	74,000
REHOBOTH/COLUMBIA	2	-	2	9	195	-	2
REHOBOTH/GILBERT	66	-	260	-	86,400	-	10,915
SALEM/ELGIN	39	-	600	-	65,040	-	2,935
SALEM/IRMO	-	-	850	-	656,758	-	-
SHADY GROVE	33	-	2,062	1,800	141,752	-	2,330
SHANDON	21	-	1,238	17,807	2,092,553	613,222	18,852
SHILOH	3	-	-	-	125,328	-	-
SHILOH	-	-	110	-	34,383	1,251	8,125
SMYRNA	-	-	500	2,147	38,754	-	2,087
ST JAMES	-	-	-	1,043	77,161	-	-
ST JOHN	-	-	64	-	33,966	-	6,625
ST LUKE	-	-	-	601	18,848	-	-
ST MARK	1,600	-	300	-	119,797	-	745
SUBER MARSHALL	779	-	-	-	88,763	5,110	420
TRENHOLM ROAD	2,252	-	5,691	-	1,386,813	68,002	9,797
TRINITY/BLYTHEWOOD	397	-	35,721	22,600	745,142	226,679	5,170
TRINITY/WEST COLUMBIA	-	-	-	-	270,679	48,224	6,512
UNION	-	-	45,077	-	1,523,551	549,680	272
VIRGINIA WINGARD	-	-	4,289	-	542,438	-	115,109
WASHINGTON STREET	4,004	-	34,100	12,691	889,247	1,732	3,548
WESLEY	-	-	-	-	235,000	53,000	-
WESLEY MEMORIAL	4,028	-	24,525	2,540	147,828	75,777	-
WHALEY STREET	2,114	-	-	-	90,114	-	44,593
WINDSOR	239	-	1,020	2,010	331,643	-	1,580
ZION	-	-	-	-	24,000	-	-
TOTALS	**58,435**	**1,500**	**301,904**	**245,449**	**23,966,940**	**2,235,066**	**487,390**

COLUMBIA DISTRICT	TABLE NO. 3 STATISTICAL REPORT (continued)						
	Capital Campaign and Other Designated Projects			Institutional Support			
Church Name	Other Sources & Projects	Amount received for Special Sundays, General Advance Specials, World Service Specials, Conference Advance Specials and other forms of directed benevolent (charitable) giving	Total income for designated causes including capital campaign and other special projects	Equitable Compensation Funds	Advanced Special, apportioned and connectional funds received by church	Other grants and financial support from institutional sources	Total income from connectional and other institutional sources outside the local church
	68.c	68.d	68	69.a	69.b	69.c	69
ASBURY MEMORIAL	-	10,431	15,708	-	-	-	-
ASHLAND	-	18,113	72,472	-	-	-	-
BETHEL/COLUMBIA	-	1,000	149,864	-	-	-	-
BETHEL/WINNSBORO	-	8,944	10,699	-	-	-	-
BEULAH/BLYTHEWOOD	-	1,828	4,688	-	-	-	-
BEULAH/GILBERT	-	11,014	15,029	-	-	-	-
BLUFF ROAD	-	1,441	1,441	-	-	-	-
BOILING SPRINGS	15,941	721	30,142	-	-	-	-
BROOKLAND	-	5,718	27,587	-	-	-	-
CAYCE	-	10,000	70,400	-	-	-	-
CEDAR CREEK	-	-	-	-	-	-	-
CHAPIN	15,476	2,768	42,287	-	-	-	-
COLLEGE PLACE	-	14,897	14,897	-	-	-	-
COLUMBIA KOREAN	-	-	-	7,500	-	-	7,500
EBENEZER	-	404	1,404	-	-	-	-
EPWORTH MEMORIAL	-	-	-	-	-	-	-
FAIR LAWN	-	-	2,389	-	-	-	-
FAITH	-	5,085	7,784	-	-	-	-
FIRST/WINNSBORO	-	120	16,113	-	-	-	-
FRANCIS BURNS	65,747	-	71,716	-	-	-	-
GILBERT	12,849	7,613	36,107	-	-	-	-
GORDON MEMORIAL	-	5,809	23,202	-	-	-	-
GRACE	-	9,573	100,761	-	-	-	-
GREENBRIER	-	1,176	3,746	-	-	-	-
GREENE STREET	-	-	1,420	-	-	2,500	2,500
I DEQUINCEY NEWMAN	-	250	5,250	-	-	-	-
JOURNEY	-	-	12,571	22,000	-	-	22,000
LEBANON	16,194	-	36,652	-	-	-	-
LEXINGTON	-	1,295	6,030	-	-	-	-
MAIN STREET	-	8,143	58,323	-	-	-	-
MCLEOD	-	151	781	-	-	-	-
MILL CREEK	-	-	3,910	-	-	-	-
MONTICELLO	-	-	-	-	-	-	-
MT HEBRON	-	1,220	162,670	-	-	-	-
MT HOREB	-	4,398	12,743	-	-	-	-
MT PLEASANT	-	1,496	4,001	-	-	-	-

COLUMBIA DISTRICT	TABLE NO. 3 STATISTICAL REPORT (continued)						
	Capital Campaign and Other Designated Projects			Institutional Support			
Church Name	Other Sources & Projects	Amount received for Special Sundays, General Advance Specials, World Service Specials, Conference Advance Specials and other forms of directed benevolent (charitable) giving	Total income for designated causes including capital campaign and other special projects	Equitable Compensation Funds	Advanced Special, apportioned and connectional funds received by church	Other grants and financial support from institutional sources	Total income from connectional and other institutional sources outside the local church
	68.c	68.d	68	69.a	69.b	69.c	69
NORTHEAST	40,864	22,224	65,584	-	-	-	-
OAK GROVE	-	1,145	1,345	-	-	-	-
PLATT SPRINGS	49,095	22,453	71,548	-	-	-	-
POND BRANCH	-	2,186	2,680	-	-	-	-
RED BANK	-	2,500	76,500	-	-	-	-
REHOBOTH/COLUMBIA	-	756	758	-	-	-	-
REHOBOTH/GILBERT	24,422	11,912	47,249	-	-	-	-
SALEM/ELGIN	229	3,064	6,228	-	-	-	-
SALEM/IRMO	-	-	-	-	-	-	-
SHADY GROVE	-	790	3,120	-	-	-	-
SHANDON	-	54,697	686,771	-	-	-	-
SHILOH	-	-	-	-	-	-	-
SHILOH	-	458	9,834	-	-	-	-
SMYRNA	-	-	2,087	-	-	-	-
ST JAMES	-	2,303	2,303	4,375	-	-	4,375
ST JOHN	-	490	7,115	-	-	-	-
ST LUKE	-	-	-	-	-	-	-
ST MARK	-	-	745	-	-	-	-
SUBER MARSHALL	1,313	3,150	9,993	-	-	-	-
TRENHOLM ROAD	-	86,627	164,426	-	-	-	-
TRINITY/BLYTHEWOOD	-	40,347	272,196	-	-	-	-
TRINITY/WEST COLUMBIA	-	5,689	60,425	-	-	-	-
UNION	151,729	1,003	702,684	-	-	-	-
VIRGINIA WINGARD	-	31,628	146,737	-	-	-	-
WASHINGTON STREET	-	11,864	17,144	-	-	-	-
WESLEY	-	-	53,000	-	-	-	-
WESLEY MEMORIAL	27,596	1,055	104,428	-	-	-	-
WHALEY STREET	-	-	44,593	-	-	7,160	7,160
WINDSOR	-	3,651	5,231	-	-	-	-
ZION	-	-	-	-	-	-	-
TOTALS	**421,455**	**443,600**	**3,587,511**	**33,875**	**-**	**9,660**	**43,535**

FLORENCE DISTRICT	TABLE NO. 1 STATISTICAL REPORT															
	Church Membership															
Church Name	Total Professing Members at Close of last year	Received this year on Profession of Christian Faith	Restored by affirmation	Correct previous year's reporting errors of total professing membership numbers by addition	Transferred in from other United Methodist Churches	Transferred in from non-United Methodist churches	Removed by Charge Conference Action	Withdrawn from Professing Membership	Correct previous year's reporting errors of total professing membership numbers by subtraction	Transferred out to other United Methodist Churches	Transferred out to non-United Methodist Churches	Removed by death	Total Professing Members at close of this year	Asian	African American/Black	Hispanic/Latino
	1	2.a	2.b	2.c	3	4	5.a	5.b	5.c	6	7	8	9	9.a	9.b	9.c
ANDREWS CHAPEL	22	-	-	-	-	-	-	-	-	1	2	1	18	-	-	-
ASBURY/KINGSTREE EAST	104	12	-	-	-	-	-	-	12	-	1	-	103	-	103	-
ASBURY/SHILOH	480	11	1	-	-	1	-	-	-	1	-	6	486	-	486	-
BETHEL/KINGSTREE	139	4	-	-	-	-	-	-	-	-	-	2	141	-	141	-
BETHESDA/CADES	28	-	-	-	-	-	-	-	-	-	-	1	27	-	-	-
BETHESDA/KINGSTREE	291	3	1	-	-	-	-	-	-	-	-	3	292	-	292	-
BETHLEHEM/JORDAN	102	1	-	-	1	3	-	-	22	-	-	1	84	-	-	-
BETHLEHEM/PAMPLICO	172	8	-	-	-	-	-	-	-	1	1	4	174	-	-	-
BETHSAIDA	99	1	-	-	-	2	-	-	-	-	-	5	97	-	-	-
BEULAH	35	-	-	-	-	-	-	-	-	1	1	11	22	-	-	-
BOWERS CHAPEL	121	-	-	-	-	-	-	-	-	-	-	2	119	-	119	-
BROWNS CHAPEL	32	-	-	-	-	-	-	-	-	-	-	1	31	-	-	-
CADES	60	-	-	-	-	-	-	-	-	-	-	1	59	-	-	-
CAMERON	72	-	-	-	-	-	-	-	-	-	-	1	71	-	-	-
CEDAR SWAMP	53	-	-	-	-	-	-	10	-	-	-	5	38	-	-	-
CENTRAL	2,028	18	-	3	25	11	152	-	-	13	3	29	1,888	2	4	-
CUMBERLAND	461	4	-	-	-	1	-	-	-	-	1	2	463	-	463	-
DAWSEY	155	1	-	-	1	2	-	-	-	-	-	-	159	2	1	-
EARLE	40	-	-	-	-	-	-	-	-	-	-	1	39	-	-	-
EBENEZER	287	2	-	-	-	-	-	-	-	-	6	5	278	-	-	-
ELIJAH	339	3	1	-	-	-	-	-	-	-	-	3	340	-	339	-
ELIM	45	-	-	-	-	-	-	-	-	-	-	-	45	-	-	-
FAITH	310	2	-	-	-	-	-	-	-	-	-	2	310	-	310	-
FIRST/HEMINGWAY	258	2	1	-	-	-	-	-	2	2	1	7	249	-	1	-
FRIENDSHIP/FLORENCE	207	-	-	1	-	2	-	-	-	-	-	3	207	-	-	-
FRIENDSHIP/KINGSTREE	755	6	6	-	-	1	-	-	-	-	-	6	762	-	761	-
GOOD HOPE	93	6	-	-	-	-	-	-	-	-	-	2	97	-	-	-
GREELEYVILLE	59	-	-	-	-	-	-	-	-	-	-	-	59	-	-	-
HEBRON	126	-	1	-	-	-	-	-	-	-	-	1	126	-	-	-
HIGHLAND PARK	1,022	22	-	-	-	11	-	-	-	7	9	14	1,025	-	1	-
JEREMIAH	208	5	-	-	-	1	-	-	-	2	-	6	206	-	206	-
JERUSALEM	181	4	-	-	-	-	-	-	-	-	-	4	181	-	181	-
JOHNSONVILLE	149	-	1	-	-	-	-	-	-	-	-	5	145	-	-	-
JORDAN	114	-	-	-	4	-	1	-	41	-	-	1	75	1	-	-

FLORENCE DISTRICT	TABLE NO. 1 STATISTICAL REPORT															
	Church Membership															
Church Name	Total Professing Members at Close of last year	Received this year on Profession of Christian Faith	Restored by affirmation	Correct previous year's reporting errors of total professing membership numbers by addition	Transferred in from other United Methodist Churches	Transferred in from non-United Methodist churches	Removed by Charge Conference Action	Withdrawn from Professing Membership	Correct previous year's reporting errors of total professing membership numbers by subtraction	Transferred out to other United Methodist Churches	Transferred out to non-United Methodist Churches	Removed by death	Total Professing Members at close of this year	Asian	African American/Black	Hispanic/Latino
	1	2.a	2.b	2.c	3	4	5.a	5.b	5.c	6	7	8	9	9.a	9.b	9.c
KENNEDYVILLE	57	-	-	-	-	-	-	-	-	-	-	1	56	-	56	-
KINGSTREE	319	5	-	-	3	1	-	-	-	3	-	5	320	-	2	-
LAKE CITY	401	-	-	-	-	-	-	-	-	-	-	9	392	-	3	-
LAKE POINT	58	1	-	-	-	-	-	-	-	-	-	-	59	-	59	-
LANE	61	-	-	-	-	-	-	-	-	-	1	-	60	-	-	-
LEWIS CHAPEL	206	4	-	-	1	4	-	-	-	-	-	1	214	1	-	-
LIBERTY CHAPEL	206	3	-	-	-	-	7	-	-	-	-	3	199	-	-	-
LONG BRANCH	71	-	-	-	-	-	-	-	-	-	-	-	71	-	71	-
LYNCHBURG	43	-	-	-	-	-	-	-	4	-	-	-	39	-	-	-
MANNING	643	7	-	-	-	-	-	-	-	5	1	10	634	-	-	1
MILLWOOD	81	-	-	-	-	-	-	-	-	-	-	1	80	-	-	-
MT BEULAH	184	1	-	-	-	1	-	-	-	-	-	3	183	-	183	-
MT SEAL	124	1	-	-	1	-	-	-	-	-	-	1	125	-	125	-
MT VERNON	128	4	-	-	3	-	-	-	-	-	-	4	131	-	-	-
MT ZION/FLORENCE	135	-	-	-	-	-	-	-	-	-	-	4	131	-	131	-
MT ZION/KINGSTREE	403	-	1	-	-	-	-	-	-	-	-	17	387	-	386	-
MT ZION/TIMMONSVILLE	173	7	-	-	-	-	-	-	-	-	-	4	176	-	176	-
NAZARETH	85	5	-	-	1	5	-	-	-	-	1	1	94	-	-	-
NEW HAVEN	84	1	-	-	-	-	-	-	-	-	-	-	85	-	85	-
NEW ZION	124	-	-	-	5	-	-	-	-	-	-	-	129	-	-	-
NINEVAH	49	-	-	-	-	-	-	-	-	-	-	-	49	-	49	-
OLD JOHNSONVILLE	91	-	-	-	-	-	-	-	-	-	-	-	91	-	-	-
PAMPLICO	100	-	-	-	-	-	-	-	-	-	-	2	98	-	-	-
PAXVILLE	61	-	-	-	-	-	-	-	-	-	-	1	60	-	-	-
PERGAMOS	24	-	-	-	-	-	-	-	-	-	-	-	24	-	-	-
PINE GROVE	126	-	-	-	-	-	-	-	-	-	-	3	123	-	-	-
PINEWOOD	98	1	-	-	1	2	-	-	-	-	-	1	101	-	-	-
PISGAH	382	10	-	-	1	4	-	-	-	2	5	5	385	1	-	1
PROSPECT	128	-	-	-	-	-	-	-	-	-	1	2	125	-	-	-
QUINBY	80	2	-	-	-	-	2	-	-	-	3	-	77	-	1	-
SALEM/FLORENCE	366	10	-	-	-	-	-	-	-	-	-	10	366	-	366	-
SALEM/TIMMONSVILLE	122	-	-	-	-	-	-	-	-	-	4	3	115	-	-	-
SCRANTON	77	-	1	-	-	1	-	-	-	1	-	3	75	-	-	-
SHILOH/TURBEVILLE	92	2	-	-	-	-	-	-	-	-	1	1	92	-	-	-

FLORENCE DISTRICT	TABLE NO. 1 STATISTICAL REPORT															
	Church Membership															
Church Name	Total Professing Members at Close of last year	Received this year on Profession of Christian Faith	Restored by affirmation	Correct previous year's reporting errors of total professing membership numbers by addition	Transferred in from other United Methodist Churches	Transferred in from non-United Methodist churches	Removed by Charge Conference Action	Withdrawn from Professing Membership	Correct previous year's reporting errors of total professing membership numbers by subtraction	Transferred out to other United Methodist Churches	Transferred out to non-United Methodist Churches	Removed by death	Total Professing Members at close of this year	Asian	African American/Black	Hispanic/Latino
	1	2.a	2.b	2.c	3	4	5.a	5.b	5.c	6	7	8	9	9.a	9.b	9.c
ST JOHN/LAKE CITY	300	-	-	-	-	1	-	-	-	-	-	4	297	-	296	-
ST JOHN/SCRANTON	37	-	-	-	-	-	-	-	-	-	-	1	36	-	-	-
ST JOHN/SHILOH	285	3	3	-	-	-	-	-	-	-	-	3	288	-	288	-
ST LUKE/KINGSTREE	229	1	1	-	-	-	-	-	-	-	-	6	225	-	225	-
ST LUKE/LAKE CITY	80	1	-	-	-	-	-	-	-	-	-	2	79	-	79	-
ST LUKE/LYNCHBURG	35	-	-	-	-	-	-	3	-	-	-	-	32	-	-	-
ST LUKE/TIMMONSVILLE	62	1	1	-	-	-	-	-	-	-	1	1	62	-	62	-
ST MARY	100	-	-	-	-	-	-	-	-	-	-	-	100	-	100	-
ST MICHAEL	234	4	-	-	-	-	-	-	-	-	-	2	236	-	231	-
ST PAUL / MORRISVILLE	102	2	-	-	-	-	-	-	-	-	-	-	104	-	104	-
ST PAUL/COWARD	34	-	-	-	-	-	-	-	-	-	-	-	34	-	-	-
ST PAUL/ELLIOTT	134	3	-	-	-	1	-	-	-	-	-	-	138	-	138	-
ST PAUL/FLORENCE	633	4	9	-	5	8	-	-	-	4	5	15	635	-	-	1
ST PAUL/KINGSTREE	589	12	2	-	-	1	-	2	-	2	2	6	592	2	586	-
ST PAUL/WISACKY	87	-	-	-	-	-	-	-	-	-	-	1	86	-	86	-
SUMMERTON	166	2	-	-	3	4	-	19	-	-	3	6	147	-	-	-
SUTTONS	97	3	-	-	-	-	-	-	-	6	-	-	94	-	-	-
TABERNACLE	100	2	-	-	1	3	-	-	-	-	-	4	102	-	-	-
TIMMONSVILLE	81	-	-	-	1	-	-	-	-	-	-	1	81	-	-	-
TRINITY/JOHNSONVILLE	65	-	-	-	-	1	-	-	-	-	-	1	65	-	-	-
TRINITY/LYNCHBURG	40	3	-	-	-	-	-	-	-	-	-	-	43	-	-	-
TRINITY/NEW ZION	98	1	-	-	-	-	-	-	-	1	-	1	97	-	-	-
TRIO	49	1	-	-	-	-	-	-	-	-	-	3	47	-	-	-
UNION/HEMINGWAY	118	-	-	-	-	-	-	-	-	-	-	1	117	-	-	-
UNION/MANNING	144	-	-	-	-	-	-	-	21	-	-	2	121	-	-	-
VOX MEMORIAL	75	-	-	-	-	-	-	-	-	-	-	-	75	-	-	-
WARREN CHAPEL	74	-	-	-	-	-	-	-	-	-	-	1	73	-	73	-
WESLEY	153	-	-	-	-	3	-	-	-	-	4	5	147	-	146	-
WESLEY/LAKE CITY	449	4	6	-	-	6	-	-	-	-	1	6	458	-	456	1
WILSON CHAPEL	85	3	-	-	-	-	-	-	-	-	-	1	87	-	87	-
ZOAR	34	-	-	-	-	-	-	-	-	-	-	-	34	-	-	-
TOTAL	**18,798**	**229**	**36**	**4**	**57**	**81**	**162**	**34**	**102**	**52**	**58**	**303**	**18,494**	**9**	**8,058**	**4**

FLORENCE DISTRICT	TABLE NO. 1 STATISTICAL REPORT (continued)													
	Church Membership (continued)											Christian Formation Groups		
Church Name	Native American	Pacific Islander	White	Multi-Racial	Females	Males	Average attendance at all weekly worship services	Number of persons baptized this year (all ages)	Total Baptized Members who have not become Professing Members	Number of other constituents	Total enrolled in confirmation classes This Year	Number of Children in all Christian formation groups and other small group ministries 0-11	Number of Youth in all Christian formation groups and other small group ministries 12-18	Number of Young Adults in all Christian formation groups and other small group ministries 19-30
	9.d	9.e	9.f	9.g	9.h	9.i	10	11	12	13	14	15	16	17
ANDREWS CHAPEL	-	-	18	-	12	6	7	-	-	-	-	-	-	-
ASBURY/KINGSTREE EAST	-	-	-	-	64	39	65	-	-	-	12	5	7	3
ASBURY/SHILOH	-	-	-	-	300	186	187	4	3	-	10	5	21	10
BETHEL/KINGSTREE	-	-	-	-	91	50	46	8	-	-	-	10	9	1
BETHESDA/CADES	-	-	27	-	15	12	13	-	-	-	-	2	2	2
BETHESDA/KINGSTREE	-	-	-	-	146	146	120	1	3	9	10	10	17	-
BETHLEHEM/JORDAN	-	-	84	-	47	37	42	-	5	16	-	-	-	-
BETHLEHEM/PAMPLICO	-	-	174	-	96	78	69	-	10	17	-	10	12	3
BETHSAIDA	-	-	97	-	72	25	49	1	12	8	-	11	5	2
BEULAH	-	-	22	-	14	8	9	-	-	-	-	-	-	-
BOWERS CHAPEL	-	-	-	-	67	52	45	1	-	-	-	5	5	15
BROWNS CHAPEL	-	-	31	-	18	13	15	-	3	3	-	-	-	-
CADES	-	-	59	-	33	26	35	-	-	-	-	8	2	-
CAMERON	-	-	71	-	40	31	25	-	-	10	-	4	-	-
CEDAR SWAMP	-	-	38	-	19	19	17	-	-	-	-	-	-	1
CENTRAL	1	-	1,879	2	1,043	845	599	25	427	451	12	462	164	50
CUMBERLAND	-	-	-	-	258	205	190	1	-	14	1	20	25	15
DAWSEY	-	-	156	-	104	55	42	1	4	4	-	3	2	3
EARLE	-	-	39	-	23	16	40	-	-	-	-	35	2	-
EBENEZER	-	-	278	-	141	137	99	2	62	99	2	42	19	39
ELIJAH	-	-	1	-	196	144	101	2	42	-	-	15	16	-
ELIM	-	-	45	-	29	16	18	-	3	3	-	-	-	-
FAITH	-	-	-	-	213	97	160	2	-	10	5	11	16	4
FIRST/HEMINGWAY	2	-	246	-	134	115	64	1	10	21	2	-	6	-
FRIENDSHIP/FLORENCE	-	-	207	-	123	84	62	1	7	32	-	15	21	-
FRIENDSHIP/KINGSTREE	-	-	1	-	471	291	295	6	-	-	-	55	30	60
GOOD HOPE	-	-	96	1	42	55	65	9	-	13	-	8	5	-
GREELEYVILLE	-	-	58	1	33	26	13	-	-	-	-	-	-	-
HEBRON	-	-	126	-	71	55	49	1	15	-	-	6	4	2
HIGHLAND PARK	-	-	1,024	-	471	554	347	9	229	325	8	225	43	5
JEREMIAH	-	-	-	-	117	89	95	1	47	30	-	20	20	15
JERUSALEM	-	-	-	-	121	60	120	-	-	-	-	25	30	22
JOHNSONVILLE	-	-	145	-	73	72	41	-	14	14	-	6	5	-
JORDAN	-	-	74	-	43	32	45	-	-	12	1	5	1	-

FLORENCE DISTRICT	TABLE NO. 1 STATISTICAL REPORT (continued)													
	Church Membership (continued)											Christian Formation Groups		
Church Name	Native American	Pacific Islander	White	Multi-Racial	Females	Males	Average attendance at all weekly worship services	Number of persons baptized this year (all ages)	Total Baptized Members who have not become Professing Members	Number of other constituents	Total enrolled in confirmation classes This Year	Number of Children in all Christian formation groups and other small group ministries 0-11	Number of Youth in all Christian formation groups and other small group ministries 12-18	Number of Young Adults in all Christian formation groups and other small group ministries 19-30
	9.d	9.e	9.f	9.g	9.h	9.i	10	11	12	13	14	15	16	17
KENNEDYVILLE	-	-	-	-	36	20	45	1	9	1	-	12	10	15
KINGSTREE	1	-	317	-	204	116	105	-	19	32	5	43	30	28
LAKE CITY	-	-	389	-	233	159	92	-	11	-	-	5	10	-
LAKE POINT	-	-	-	-	36	23	36	5	4	-	-	9	6	9
LANE	-	-	60	-	35	25	26	2	-	-	-	-	-	-
LEWIS CHAPEL	-	1	212	-	116	98	121	5	17	-	-	20	15	33
LIBERTY CHAPEL	-	-	199	-	133	66	66	1	32	1	-	19	9	4
LONG BRANCH	-	-	-	-	57	14	45	5	-	-	6	5	3	5
LYNCHBURG	-	-	39	-	30	9	19	-	-	-	-	-	-	-
MANNING	-	1	630	2	299	335	227	5	68	3	2	135	39	40
MILLWOOD	-	-	80	-	50	30	14	-	-	-	-	3	-	-
MT BEULAH	-	-	-	-	107	76	70	-	-	-	-	10	12	5
MT SEAL	-	-	-	-	71	54	65	-	15	15	-	5	6	10
MT VERNON	-	-	131	-	68	63	50	4	5	-	-	5	2	1
MT ZION/FLORENCE	-	-	-	-	71	60	75	12	12	-	9	10	7	9
MT ZION/KINGSTREE	-	-	1	-	273	114	167	5	1	13	-	12	15	10
MT ZION/TIMMONSVILLE	-	-	-	-	102	74	60	-	-	-	-	3	9	8
NAZARETH	-	-	94	-	48	46	48	1	7	28	1	9	7	4
NEW HAVEN	-	-	-	-	50	35	50	-	-	-	-	6	4	-
NEW ZION	-	-	129	-	74	55	75	2	21	-	-	15	2	24
NINEVAH	-	-	-	-	25	24	31	2	16	-	-	-	-	-
OLD JOHNSONVILLE	-	-	91	-	45	46	25	1	25	-	-	2	2	-
PAMPLICO	-	-	98	-	43	55	35	-	-	-	-	10	2	4
PAXVILLE	-	-	59	1	40	20	35	1	11	15	4	8	4	-
PERGAMOS	8	-	16	-	13	11	10	2	2	2	-	-	-	-
PINE GROVE	-	-	123	-	74	49	50	-	6	4	-	10	12	-
PINEWOOD	-	-	101	-	60	41	36	-	12	-	1	14	3	-
PISGAH	-	-	383	-	233	152	146	4	61	64	7	8	10	-
PROSPECT	-	-	125	-	74	51	74	1	17	20	-	44	20	20
QUINBY	-	-	76	-	51	26	41	2	6	6	-	10	6	2
SALEM/FLORENCE	-	-	-	-	220	146	134	4	-	-	-	6	14	20
SALEM/TIMMONSVILLE	-	-	115	-	73	42	50	-	8	9	-	3	-	5
SCRANTON	-	-	75	-	55	20	47	-	6	5	-	12	3	1
SHILOH/TURBEVILLE	-	-	92	-	42	50	44	2	2	12	-	12	5	-

FLORENCE DISTRICT	TABLE NO. 1 STATISTICAL REPORT (continued)													
	Church Membership (continued)											Christian Formation Groups		
Church Name	Native American	Pacific Islander	White	Multi-Racial	Females	Males	Average attendance at all weekly worship services	Number of persons baptized this year (all ages)	Total Baptized Members who have not become Professing Members	Number of other constituents	Total enrolled in confirmation classes This Year	Number of Children in all Christian formation groups and other small group ministries 0-11	Number of Youth in all Christian formation groups and other small group ministries 12-18	Number of Young Adults in all Christian formation groups and other small group ministries 19-30
	9.d	9.e	9.f	9.g	9.h	9.i	10	11	12	13	14	15	16	17
ST JOHN/LAKE CITY	-	-	-	1	183	114	160	7	7	-	-	35	13	18
ST JOHN/SCRANTON	-	-	36	-	24	12	28	-	-	2	-	-	3	-
ST JOHN/SHILOH	-	-	-	-	178	110	83	1	-	26	6	8	10	5
ST LUKE/KINGSTREE	-	-	-	-	170	55	75	-	-	10	-	20	20	20
ST LUKE/LAKE CITY	-	-	-	-	54	25	79	-	-	-	1	18	12	14
ST LUKE/LYNCHBURG	-	-	32	-	25	7	21	-	-	-	-	-	-	-
ST LUKE/TIMMONSVILLE	-	-	-	-	38	24	39	2	12	6	-	5	4	3
ST MARY	-	-	-	-	59	41	35	2	-	-	-	5	5	-
ST MICHAEL	-	-	1	4	160	76	110	5	2	-	-	18	14	12
ST PAUL / MORRISVILLE	-	-	-	-	67	37	60	1	-	25	-	20	5	-
ST PAUL/COWARD	-	-	34	-	26	8	24	-	-	-	-	-	-	-
ST PAUL/ELLIOTT	-	-	-	-	86	52	110	5	5	-	3	16	14	14
ST PAUL/FLORENCE	-	-	634	-	377	258	235	9	35	7	7	43	42	2
ST PAUL/KINGSTREE	-	-	2	2	377	215	225	6	6	-	12	60	49	21
ST PAUL/WISACKY	-	-	-	-	52	34	60	3	3	-	-	8	10	15
SUMMERTON	-	-	147	-	51	96	-	-	-	-	-	-	-	-
SUTTONS	-	-	94	-	51	43	36	-	-	15	-	7	8	4
TABERNACLE	-	-	102	-	56	46	56	-	6	10	-	6	6	4
TIMMONSVILLE	-	-	81	-	53	28	21	-	8	3	-	-	3	-
TRINITY/JOHNSONVILLE	-	-	65	-	40	25	6	-	-	-	-	-	-	-
TRINITY/LYNCHBURG	-	-	43	-	23	20	35	1	2	6	3	7	2	2
TRINITY/NEW ZION	-	-	97	-	48	49	65	3	10	-	-	17	5	12
TRIO	-	-	47	-	22	25	18	-	-	-	-	-	-	-
UNION/HEMINGWAY	-	-	117	-	60	57	58	-	19	11	-	-	-	-
UNION/MANNING	-	-	121	-	57	64	34	-	6	1	4	-	5	-
VOX MEMORIAL	-	-	75	-	43	32	27	-	7	9	-	8	-	3
WARREN CHAPEL	-	-	-	-	53	20	25	-	-	-	-	9	3	2
WESLEY	-	-	1	-	107	40	65	2	7	7	-	8	6	7
WESLEY/LAKE CITY	-	-	1	-	301	157	180	6	81	50	-	40	10	-
WILSON CHAPEL	-	-	-	-	53	34	62	3	16	-	2	4	4	2
ZOAR	-	-	34	-	19	15	25	1	6	-	-	-	-	-
TOTAL	**12**	**2**	**10,395**	**14**	**10,794**	**7,700**	**7,460**	**200**	**1,527**	**1,509**	**136**	**1,850**	**1,009**	**669**

FLORENCE DISTRICT	TABLE NO 1 STATISTICAL REPORT (continued)									
	Christian Formation Groups (continued)								UMMen	
Church Name	Number of Other Adults in all Christian formation groups and other small group ministries 31 and older	Total Christian formation participants	Average weekly attendance (all ages) in Sunday Church school	Number of persons (all ages) active in covenant discipleship groups	Number of participants in Vacation Bible School	Number of ongoing classes (all ages) for learning in Sunday Church School	Number of ongoing classes for learning (all ages) other than Sunday Church School	Number of short-term classes and groups (all ages) for learning	Membership in United Methodist Men	Amount Paid for Projects UMM
	18	19	20	21	22	23	24	25	26	27
ANDREWS CHAPEL	-	-	-	1	-	-	-	-	8	900
ASBURY/KINGSTREE EAST	20	35	25	12	60	4	1	1	17	-
ASBURY/SHILOH	140	176	25	8	56	2	5	2	35	1,645
BETHEL/KINGSTREE	20	40	30	-	120	5	2	-	35	-
BETHESDA/CADES	7	13	-	-	-	-	-	-	-	-
BETHESDA/KINGSTREE	40	67	60	-	52	6	4	3	55	300
BETHLEHEM/JORDAN	4	4	8	-	-	1	-	1	-	-
BETHLEHEM/PAMPLICO	25	50	27	-	30	8	1	-	-	-
BETHSAIDA	37	55	15	-	70	4	1	-	-	-
BEULAH	-	-	-	-	-	-	-	-	-	-
BOWERS CHAPEL	20	45	10	-	1	20	-	16	-	-
BROWNS CHAPEL	12	12	7	-	-	-	-	-	-	-
CADES	6	16	16	-	8	1	-	-	-	-
CAMERON	25	29	27	8	-	3	1	-	-	-
CEDAR SWAMP	1	2	8	-	-	1	-	-	-	-
CENTRAL	517	1,193	278	-	265	31	1	22	72	990
CUMBERLAND	80	140	75	25	66	5	4	-	34	2,054
DAWSEY	15	23	17	-	-	3	-	1	-	-
EARLE	4	41	41	-	3	-	3	-	6	-
EBENEZER	47	147	61	-	72	7	3	-	-	200
ELIJAH	25	56	35	-	74	4	-	-	18	1,498
ELIM	12	12	12	-	-	1	-	1	-	-
FAITH	20	51	35	-	85	-	1	2	12	-
FIRST/HEMINGWAY	37	43	24	-	46	5	-	3	-	-
FRIENDSHIP/FLORENCE	28	64	32	8	45	4	3	2	29	1,100
FRIENDSHIP/KINGSTREE	65	210	135	35	80	40	35	25	81	810
GOOD HOPE	31	44	35	-	30	3	-	-	-	-
GREELEYVILLE	6	6	4	-	-	1	-	-	10	-
HEBRON	26	38	24	-	20	5	1	-	-	-
HIGHLAND PARK	301	574	172	67	183	12	5	4	30	2,300
JEREMIAH	60	115	55	30	85	4	2	2	32	1,009
JERUSALEM	10	87	70	35	25	5	-	-	25	-
JOHNSONVILLE	18	29	20	-	-	4	-	-	16	1,485
JORDAN	22	28	19	-	7	1	1	1	-	-

FLORENCE DISTRICT	TABLE NO 1 STATISTICAL REPORT (continued)									
	Christian Formation Groups (continued)								UMMen	
Church Name	Number of Other Adults in all Christian formation groups and other small group ministries 31 and older	Total Christian formation participants	Average weekly attendance (all ages) in Sunday Church school	Number of persons (all ages) active in covenant discipleship groups	Number of participants in Vacation Bible School	Number of ongoing classes (all ages) for learning in Sunday Church School	Number of ongoing classes for learning (all ages) other than Sunday Church School	Number of short-term classes and groups (all ages) for learning	Membership in United Methodist Men	Amount Paid for Projects UMM
	18	19	20	21	22	23	24	25	26	27
KENNEDYVILLE	20	57	20	-	-	2	1	-	-	-
KINGSTREE	110	211	55	8	-	15	3	2	14	500
LAKE CITY	50	65	40	-	40	7	-	2	15	2,989
LAKE POINT	24	48	12	-	42	2	1	-	10	-
LANE	-	-	10	-	-	1	-	-	-	-
LEWIS CHAPEL	36	104	67	-	101	9	7	9	33	1,575
LIBERTY CHAPEL	27	59	32	19	55	6	1	2	-	-
LONG BRANCH	8	21	10	-	40	2	1	1	-	-
LYNCHBURG	39	39	9	-	-	1	1	-	-	50
MANNING	225	439	175	22	175	13	7	2	55	12,420
MILLWOOD	-	3	8	-	-	3	-	-	-	-
MT BEULAH	10	37	15	5	80	4	1	2	15	-
MT SEAL	15	36	15	15	40	2	1	1	31	1,890
MT VERNON	23	31	22	10	15	2	2	1	18	200
MT ZION/FLORENCE	49	75	20	-	32	2	1	1	20	-
MT ZION/KINGSTREE	9	46	23	10	53	4	5	3	18	1,506
MT ZION/TIMMONSVILLE	15	35	13	-	28	2	2	-	13	130
NAZARETH	24	44	30	36	20	5	2	1	-	-
NEW HAVEN	15	25	12	-	15	2	1	-	10	-
NEW ZION	35	76	44	-	18	6	2	1	-	-
NINEVAH	10	10	-	-	4	-	-	-	6	-
OLD JOHNSONVILLE	15	19	15	-	-	3	-	-	-	-
PAMPLICO	38	54	30	9	-	2	-	1	12	-
PAXVILLE	18	30	22	-	26	4	2	-	6	900
PERGAMOS	7	7	7	-	-	1	-	1	-	-
PINE GROVE	25	47	29	-	30	5	-	1	-	-
PINEWOOD	18	35	20	-	22	2	-	-	10	900
PISGAH	55	73	63	-	53	6	-	-	55	300
PROSPECT	53	137	30	24	70	6	1	1	22	100
QUINBY	27	45	15	-	65	3	3	-	-	-
SALEM/FLORENCE	17	57	45	-	25	8	10	2	25	1,200
SALEM/TIMMONSVILLE	25	33	18	-	12	2	1	-	-	-
SCRANTON	19	35	25	-	21	3	1	2	-	-
SHILOH/TURBEVILLE	38	55	33	-	4	5	-	-	-	-

FLORENCE DISTRICT	TABLE NO 1 STATISTICAL REPORT (continued)									
	Christian Formation Groups (continued)								UMMen	
Church Name	Number of Other Adults in all Christian formation groups and other small group ministries 31 and older	Total Christian formation participants	Average weekly attendance (all ages) in Sunday Church school	Number of persons (all ages) active in covenant discipleship groups	Number of participants in Vacation Bible School	Number of ongoing classes (all ages) for learning in Sunday Church School	Number of ongoing classes for learning (all ages) other than Sunday Church School	Number of short-term classes and groups (all ages) for learning	Membership in United Methodist Men	Amount Paid for Projects UMM
	18	19	20	21	22	23	24	25	26	27
ST JOHN/LAKE CITY	57	123	52	-	106	7	2	-	25	400
ST JOHN/SCRANTON	-	3	12	-	21	1	-	2	-	-
ST JOHN/SHILOH	56	79	24	14	40	2	3	-	26	6
ST LUKE/KINGSTREE	50	110	80	40	-	4	2	-	30	-
ST LUKE/LAKE CITY	7	51	27	-	28	-	-	-	14	-
ST LUKE/LYNCHBURG	-	-	16	-	-	-	-	-	-	-
ST LUKE/TIMMONSVILLE	22	34	-	-	-	2	1	-	8	-
ST MARY	20	30	15	-	20	-	1	1	15	20
ST MICHAEL	15	59	30	-	60	5	2	1	15	1,200
ST PAUL / MORRISVILLE	7	32	17	-	25	2	1	4	30	500
ST PAUL/COWARD	-	-	8	-	-	1	1	-	-	-
ST PAUL/ELLIOTT	75	119	16	-	25	3	2	-	25	100
ST PAUL/FLORENCE	299	386	123	40	60	25	4	3	-	-
ST PAUL/KINGSTREE	170	300	130	45	122	5	3	2	35	400
ST PAUL/WISACKY	24	57	10	-	20	2	1	-	10	-
SUMMERTON	29	29	40	17	5	-	1	8	15	411
SUTTONS	15	34	34	12	25	2	2	-	10	-
TABERNACLE	26	42	28	-	24	5	1	1	-	-
TIMMONSVILLE	10	13	21	-	3	1	1	-	-	-
TRINITY/JOHNSONVILLE	-	-	-	-	-	-	-	-	-	-
TRINITY/LYNCHBURG	3	14	19	2	8	3	1	-	-	-
TRINITY/NEW ZION	15	49	26	-	17	5	1	1	18	400
TRIO	10	10	-	10	-	1	-	-	12	-
UNION/HEMINGWAY	-	-	58	-	-	3	-	-	20	200
UNION/MANNING	4	9	15	-	8	1	1	1	-	-
VOX MEMORIAL	22	33	15	6	-	3	-	2	-	-
WARREN CHAPEL	20	34	15	-	20	1	-	1	10	-
WESLEY	14	35	13	9	28	2	2	-	8	2,500
WESLEY/LAKE CITY	30	80	45	40	130	7	4	7	10	-
WILSON CHAPEL	21	31	21	-	32	3	1	1	14	-
ZOAR	6	6	4	-	-	-	-	-	-	-
TOTAL	**3,807**	**7,335**	**3,300**	**622**	**3,396**	**426**	**169**	**157**	**1,253**	**45,088**

FLORENCE DISTRICT	TABLE NO. 1 STATISTICAL REPORT (continued)									
	UMWomen		UMVIM		Mission Teams		Community Ministries			
Church Name	Membership in United Methodist Women	Amount paid for local church and community work UMW	Number UMVIM teams sent from Local church	Number of persons sent out on UMVIM teams from this local church	Number of other mission teams sent from this local church	Number of persons sent out on other mission teams from this local church	Number of community ministries for daycare and/or education	Number of persons served by community ministries for daycare and/or education	Number of community ministries for outreach, justice, and mercy	Number of persons served by community ministries for outreach, justice, and mercy
	28	29	30.a	30.b	31.a	31.b	32	33	34	35
ANDREWS CHAPEL	-	-	-	-	-	-	-	-	2	300
ASBURY/KINGSTREE EAST	25	-	-	-	-	-	-	-	3	175
ASBURY/SHILOH	35	1,685	-	-	-	-	2	12	14	225
BETHEL/KINGSTREE	19	-	-	-	-	-	1	10	-	-
BETHESDA/CADES	-	-	-	-	-	-	-	-	-	-
BETHESDA/KINGSTREE	60	200	-	-	-	-	5	100	12	200
BETHLEHEM/JORDAN	-	-	-	-	-	-	-	-	-	-
BETHLEHEM/PAMPLICO	25	250	-	-	-	-	-	-	1	174
BETHSAIDA	23	435	-	-	-	-	-	-	-	-
BEULAH	-	-	-	-	-	-	-	-	-	-
BOWERS CHAPEL	-	-	-	-	-	-	-	-	4	200
BROWNS CHAPEL	-	-	-	2	2	9	-	-	2	5
CADES	-	-	-	-	-	-	-	-	-	-
CAMERON	10	-	-	-	-	-	-	-	5	4
CEDAR SWAMP	-	-	-	-	-	-	-	-	1	-
CENTRAL	150	7,668	1	21	4	168	1	131	10	4,555
CUMBERLAND	103	1,000	-	-	3	20	-	-	5	201
DAWSEY	-	-	-	-	-	-	-	-	-	-
EARLE	12	-	-	-	2	-	-	-	3	20
EBENEZER	16	360	-	-	-	6	2	60	16	900
ELIJAH	25	878	-	-	-	-	-	-	3	45
ELIM	9	415	-	-	-	1	-	-	1	-
FAITH	25	250	-	-	-	-	-	-	1	470
FIRST/HEMINGWAY	-	-	-	-	1	11	2	26	1	10
FRIENDSHIP/FLORENCE	20	2,800	-	-	1	14	-	-	-	10
FRIENDSHIP/KINGSTREE	120	1,080	-	-	-	-	1	20	2	250
GOOD HOPE	-	-	-	-	-	-	-	-	-	-
GREELEYVILLE	-	-	-	-	-	-	-	-	-	-
HEBRON	38	2,020	-	-	2	5	-	-	3	125
HIGHLAND PARK	75	700	-	-	3	77	3	327	3	182
JEREMIAH	32	609	-	-	3	2	-	-	4	6
JERUSALEM	50	-	-	-	-	-	-	-	5	10
JOHNSONVILLE	16	643	-	-	-	-	-	-	11	1,200
JORDAN	12	480	-	1	-	1	-	-	-	-

FLORENCE DISTRICT	TABLE NO. 1 STATISTICAL REPORT (continued)									
	UMWomen		UMVIM		Mission Teams		Community Ministries			
Church Name	Membership in United Methodist Women	Amount paid for local church and community work UMW	Number UMVIM teams sent from Local church	Number of persons sent out on UMVIM teams from this local church	Number of other mission teams sent from this local church	Number of persons sent out on other mission teams from this local church	Number of community ministries for daycare and/or education	Number of persons served by community ministries for daycare and/or education	Number of community ministries for outreach, justice, and mercy	Number of persons served by community ministries for outreach, justice, and mercy
	28	29	30.a	30.b	31.a	31.b	32	33	34	35
KENNEDYVILLE	10	255	-	-	-	-	1	20	2	200
KINGSTREE	25	-	-	-	2	20	1	19	-	-
LAKE CITY	96	2,988	-	-	-	-	-	-	6	1,000
LAKE POINT	36	-	-	-	-	-	-	-	2	300
LANE	-	-	-	-	-	-	-	-	1	30
LEWIS CHAPEL	30	958	-	-	1	13	-	-	5	330
LIBERTY CHAPEL	10	904	-	-	3	30	-	-	2	-
LONG BRANCH	20	-	-	-	-	-	-	-	2	27
LYNCHBURG	5	25	-	-	-	-	-	-	1	20
MANNING	58	565	-	-	3	15	4	30	6	2,500
MILLWOOD	-	-	-	-	-	-	-	-	-	-
MT BEULAH	50	2,064	-	-	-	-	1	25	7	450
MT SEAL	13	1,195	-	-	2	5	2	15	4	10
MT VERNON	14	400	-	-	-	-	-	-	-	-
MT ZION/FLORENCE	26	400	-	-	-	-	1	1	2	275
MT ZION/KINGSTREE	29	2,133	-	-	-	-	3	8	2	346
MT ZION/TIMMONSVILLE	12	350	-	-	2	4	-	-	1	10
NAZARETH	-	-	-	-	3	10	-	-	7	135
NEW HAVEN	15	200	-	-	-	-	-	-	2	60
NEW ZION	33	750	-	-	-	-	-	-	3	100
NINEVAH	10	-	-	-	-	-	-	-	-	-
OLD JOHNSONVILLE	10	100	-	-	1	6	-	-	-	-
PAMPLICO	14	1,522	-	-	-	-	2	140	2	2
PAXVILLE	9	490	-	-	-	-	-	-	1	300
PERGAMOS	-	-	-	-	-	-	-	-	-	-
PINE GROVE	14	-	-	-	-	-	-	-	-	-
PINEWOOD	10	-	-	-	-	-	-	-	2	220
PISGAH	37	1,110	-	1	4	25	-	-	3	25
PROSPECT	14	1,100	-	-	1	1	1	140	1	10
QUINBY	21	385	-	-	-	-	-	-	2	23
SALEM/FLORENCE	50	2,000	2	40	-	-	-	-	-	-
SALEM/TIMMONSVILLE	12	125	-	-	-	1	-	-	-	-
SCRANTON	21	200	-	-	-	-	-	-	-	-
SHILOH/TURBEVILLE	10	-	-	-	1	-	-	-	-	-

FLORENCE DISTRICT	TABLE NO. 1 STATISTICAL REPORT (continued)									
	UMWomen		UMVIM		Mission Teams		Community Ministries			
Church Name	Membership in United Methodist Women	Amount paid for local church and community work UMW	Number UMVIM teams sent from Local church	Number of persons sent out on UMVIM teams from this local church	Number of other mission teams sent from this local church	Number of persons sent out on other mission teams from this local church	Number of community ministries for daycare and/or education	Number of persons served by community ministries for daycare and/or education	Number of community ministries for outreach, justice, and mercy	Number of persons served by community ministries for outreach, justice, and mercy
	28	29	30.a	30.b	31.a	31.b	32	33	34	35
ST JOHN/LAKE CITY	48	1,765	-	-	-	-	1	25	2	260
ST JOHN/SCRANTON	9	25	-	-	-	-	-	-	-	-
ST JOHN/SHILOH	40	3	-	-	-	-	-	-	10	190
ST LUKE/KINGSTREE	70	-	-	-	-	-	-	-	3	40
ST LUKE/LAKE CITY	23	-	-	-	-	-	-	-	3	35
ST LUKE/LYNCHBURG	6	45	-	-	-	-	-	-	20	14
ST LUKE/TIMMONSVILLE	22	-	-	-	-	-	-	-	1	70
ST MARY	-	-	-	-	-	-	-	-	-	-
ST MICHAEL	28	500	2	-	3	6	1	60	1	2
ST PAUL / MORRISVILLE	60	700	-	-	-	-	-	-	1	7
ST PAUL/COWARD	-	-	-	-	-	-	-	-	-	-
ST PAUL/ELLIOTT	20	-	-	-	-	-	-	-	2	80
ST PAUL/FLORENCE	15	100	-	-	2	58	3	170	4	54
ST PAUL/KINGSTREE	34	-	-	-	4	22	2	40	11	1,100
ST PAUL/WISACKY	10	-	-	-	-	-	-	-	1	80
SUMMERTON	16	1,462	-	-	1	18	-	-	7	1,111
SUTTONS	15	-	-	-	2	2	-	-	-	-
TABERNACLE	20	-	-	-	1	6	-	-	-	-
TIMMONSVILLE	8	100	-	-	-	2	-	-	-	-
TRINITY/JOHNSONVILLE	-	-	-	-	-	-	-	-	-	-
TRINITY/LYNCHBURG	7	40	-	-	-	-	-	-	1	20
TRINITY/NEW ZION	14	200	-	-	-	-	-	-	3	100
TRIO	12	-	-	-	-	-	-	-	-	-
UNION/HEMINGWAY	9	100	-	-	1	2	-	-	-	-
UNION/MANNING	-	-	-	-	-	2	-	-	-	-
VOX MEMORIAL	19	610	-	-	1	8	-	-	2	6
WARREN CHAPEL	10	-	-	-	-	-	-	-	2	30
WESLEY	15	2,000	-	-	1	-	1	8	3	700
WESLEY/LAKE CITY	36	3	-	-	-	5	4	150	8	500
WILSON CHAPEL	16	-	-	-	-	-	-	-	3	78
ZOAR	-	-	-	-	-	-	-	-	-	-
TOTAL	**2,196**	**49,345**	**5**	**65**	**60**	**575**	**45**	**1,537**	**266**	**20,117**

FLORENCE DISTRICT	TABLE NO. 2 STATISTICAL REPORT							
	Property and Assets				Apportionments			
Church Name	Market value of church land, buildings and equipment	Market value of other church-owned assets	Debts secured by church physical assets	Other debt	Total amount APPORTIONED to the local church for all causes paid to the AC Treasurer	Total amount PAID by the local church for all apportioned causes to the AC Treasurer	Total amount APPORTIONED to the local church for all apportioned causes directly paid to the DISTRICT	Total amount PAID by the local church for apportioned causes directly paid to the DISTRICT
	36	37	38	39	40.a	40.b	41.a	41.b
ANDREWS CHAPEL	675,000	24,249	-	-	1,982	1,013	-	-
ASBURY/KINGSTREE EAST	155,000	85,400	-	-	5,077	5,077	-	-
ASBURY/SHILOH	610,000	10,000	-	-	8,123	8,123	-	-
BETHEL/KINGSTREE	998,000	50,000	600,000	-	8,402	-	-	-
BETHESDA/CADES	260,000	10,000	-	-	2,040	2,040	-	-
BETHESDA/KINGSTREE	845,000	5,691	40,000	-	14,249	14,249	-	-
BETHLEHEM/JORDAN	618,189	65,015	-	-	4,967	4,967	-	-
BETHLEHEM/PAMPLICO	1,413,500	260,500	-	-	12,788	12,788	-	-
BETHSAIDA	396,000	865	-	-	5,044	5,044	-	-
BEULAH	128,000	3,800	-	-	1,391	316	-	-
BOWERS CHAPEL	410,000	65,000	-	-	2,963	680	-	-
BROWNS CHAPEL	337,000	36,533	-	-	2,556	2,556	-	-
CADES	590,500	89,439	-	-	3,128	3,128	-	-
CAMERON	940,000	9,800	-	-	4,239	4,239	-	-
CEDAR SWAMP	322,000	-	-	-	3,365	1,923	-	-
CENTRAL	16,672,000	244,989	2,208,937	2,208,937	229,041	24,824	-	-
CUMBERLAND	4,337,177	694,000	2,854,687	-	32,813	32,813	-	-
DAWSEY	12,000	807,381	-	-	5,588	5,588	-	-
EARLE	542,000	3,274	15,000	-	3,402	1,067	-	-
EBENEZER	1,711,000	299,000	-	-	11,897	11,897	-	-
ELIJAH	467,000	48,216	-	-	13,841	13,841	-	-
ELIM	110,000	98,200	-	-	2,931	2,931	-	-
FAITH	928,000	55,200	-	-	9,675	9,675	-	-
FIRST/HEMINGWAY	2,108,203	101,909	-	-	15,019	15,019	-	-
FRIENDSHIP/FLORENCE	488,000	-	-	-	10,687	6,014	-	-
FRIENDSHIP/KINGSTREE	2,689,000	38,871	-	-	25,500	25,500	-	-
GOOD HOPE	500,000	105,800	-	-	5,948	5,891	-	-
GREELEYVILLE	671,500	22,586	-	-	4,598	4,598	-	-
HEBRON	1,014,000	191,240	-	-	6,108	6,108	-	-
HIGHLAND PARK	5,474,000	310,000	383,666	-	69,104	69,104	-	-
JEREMIAH	729,000	93,000	-	-	5,312	5,312	-	-
JERUSALEM	296,000	3,401	170,515	-	4,798	4,798	-	-
JOHNSONVILLE	972,000	22,000	-	-	14,070	8,442	-	-
JORDAN	514,000	193,965	-	-	4,326	4,326	-	-

FLORENCE DISTRICT	TABLE NO. 2 STATISTICAL REPORT							
	Property and Assets				Apportionments			
Church Name	Market value of church land, buildings and equipment	Market value of other church-owned assets	Debts secured by church physical assets	Other debt	Total amount APPORTIONED to the local church for all causes paid to the AC Treasurer	Total amount PAID by the local church for all apportioned causes to the AC Treasurer	Total amount APPORTIONED to the local church for all apportioned causes directly paid to the DISTRICT	Total amount PAID by the local church for apportioned causes directly paid to the DISTRICT
	36	37	38	39	40.a	40.b	41.a	41.b
KENNEDYVILLE	455,000	8,096	-	-	3,839	3,839	-	-
KINGSTREE	3,455,000	423,430	-	-	40,836	24,502	-	-
LAKE CITY	4,240,000	159,039	-	-	36,554	36,554	-	-
LAKE POINT	510,000	10,062	-	14,638	3,228	2,414	-	-
LANE	1,005,000	48,007	-	-	4,712	4,712	-	-
LEWIS CHAPEL	2,151,000	39,552	30,605	-	18,136	8,906	-	-
LIBERTY CHAPEL	1,207,500	5,340,000	-	-	12,814	12,814	-	-
LONG BRANCH	96,000	30,875	-	-	2,549	2,549	-	-
LYNCHBURG	183,000	2,515	-	-	3,395	747	-	-
MANNING	6,038,500	201,009	262,308	-	68,075	68,075	-	-
MILLWOOD	200,000	4,420	-	-	3,370	3,370	-	-
MT BEULAH	747,480	169,900	-	-	12,270	4,316	-	-
MT SEAL	901,064	33,000	18,444	-	4,346	4,346	-	-
MT VERNON	1,054,500	131,130	-	8,031	9,806	7,542	-	-
MT ZION/FLORENCE	673,000	35,000	-	-	4,362	4,362	-	-
MT ZION/KINGSTREE	2,151,500	310,000	128,000	15,680	31,948	5,000	-	-
MT ZION/TIMMONSVILLE	1,001,000	2,000	800,000	2,800	8,928	-	-	-
NAZARETH	662,620	4,639	-	-	6,583	6,583	-	-
NEW HAVEN	600,000	6,646	300,000	-	6,300	6,300	-	-
NEW ZION	1,537,500	41,305	-	-	9,360	9,360	-	-
NINEVAH	141,400	1,700	-	-	2,344	980	-	-
OLD JOHNSONVILLE	522,000	24,884	-	-	7,481	4,115	-	-
PAMPLICO	1,485,000	17,560	-	-	9,050	9,050	-	-
PAXVILLE	6,750,000	62,230	-	-	5,369	5,369	-	-
PERGAMOS	209,600	119,725	-	-	1,829	1,829	-	-
PINE GROVE	1,665,800	23,875	-	-	9,693	9,693	-	-
PINEWOOD	1,268,000	23,230	-	-	7,960	4,500	-	-
PISGAH	3,317,000	104,639	-	181,000	21,574	21,574	-	-
PROSPECT	1,050,000	10,000	-	-	7,278	7,278	-	-
QUINBY	864,560	1,000	73,366	-	8,702	8,702	-	-
SALEM/FLORENCE	1,161,550	7,885	-	-	14,689	5,133	-	-
SALEM/TIMMONSVILLE	1,185,523	21,583	-	-	7,938	7,938	-	-
SCRANTON	929,000	88,000	-	-	7,965	7,965	-	-
SHILOH/TURBEVILLE	745,000	30,655	-	-	5,695	5,695	-	-

FLORENCE DISTRICT	TABLE NO. 2 STATISTICAL REPORT							
	Property and Assets				Apportionments			
Church Name	Market value of church land, buildings and equipment	Market value of other church-owned assets	Debts secured by church physical assets	Other debt	Total amount APPORTIONED to the local church for all causes paid to the AC Treasurer	Total amount PAID by the local church for all apportioned causes to the AC Treasurer	Total amount APPORTIONED to the local church for all apportioned causes directly paid to the DISTRICT	Total amount PAID by the local church for apportioned causes directly paid to the DISTRICT
	36	37	38	39	40.a	40.b	41.a	41.b
ST JOHN/LAKE CITY	380,000	100,490	-	-	6,652	6,652	-	-
ST JOHN/SCRANTON	459,000	27,814	-	-	5,234	5,234	-	-
ST JOHN/SHILOH	885,000	115,000	427,162	-	6,654	6,654	-	-
ST LUKE/KINGSTREE	643,000	100,000	-	-	6,003	6,003	-	-
ST LUKE/LAKE CITY	149,600	37,966	-	-	3,678	3,678	-	-
ST LUKE/LYNCHBURG	167,000	2,715	-	-	3,209	1,290	-	-
ST LUKE/TIMMONSVILLE	215,920	19,335	-	-	4,698	4,698	-	-
ST MARY	290,000	65,000	-	-	4,217	739	-	-
ST MICHAEL	325,000	10,000	-	-	11,560	11,560	-	-
ST PAUL / MORRISVILLE	525,000	83,000	43,000	-	3,850	1,180	-	-
ST PAUL/COWARD	1,022,500	1,220	-	-	3,806	3,806	-	-
ST PAUL/ELLIOTT	483,000	48,300	21,000	-	6,159	6,159	-	-
ST PAUL/FLORENCE	9,681,500	113,519	1,853,469	-	80,620	35,000	-	-
ST PAUL/KINGSTREE	1,119,500	401,000	-	-	20,005	20,005	-	-
ST PAUL/WISACKY	238,800	4,500	-	-	2,379	2,379	-	-
SUMMERTON	3,537,000	20,858	-	-	20,953	5,600	-	-
SUTTONS	538,000	7,974	12,000	-	5,437	2,356	-	-
TABERNACLE	1,026,700	230,000	-	-	8,875	8,875	-	-
TIMMONSVILLE	1,585,300	24,581	-	-	8,485	5,656	-	-
TRINITY/JOHNSONVILLE	270,665	68,017	-	-	2,666	600	-	-
TRINITY/LYNCHBURG	388,000	8,901	-	-	3,270	868	-	-
TRINITY/NEW ZION	458,300	74,017	-	-	7,267	7,267	-	-
TRIO	473,000	11,000	15,000	-	3,636	1,899	-	-
UNION/HEMINGWAY	1,390,000	41,958	-	-	8,433	8,433	-	-
UNION/MANNING	616,700	11,417	-	-	5,658	5,658	-	-
VOX MEMORIAL	445,998	17,183	-	-	3,411	3,411	-	-
WARREN CHAPEL	254,000	2,000	-	-	2,991	1,800	-	-
WESLEY	1,950,000	6,737	10,336	2,182	5,101	5,101	-	-
WESLEY/LAKE CITY	2,827,000	102,378	407,440	8,045	26,093	11,373	-	-
WILSON CHAPEL	186,000	57,747	-	-	2,874	2,874	-	-
ZOAR	107,000	64,509	-	-	2,785	2,785	-	-
TOTAL	**131,735,649**	**13,466,051**	**10,674,935**	**2,441,313**	**1,250,609**	**829,595**	**-**	**-**

FLORENCE DISTRICT	TABLE NO. 2 STATISTICAL REPORT (continued)							
	Other Benevolences							
Church Name	Total amount for General Advance Specials remitted to the AC Treasurer	Total amount for World Service Specials remitted to the AC Treasurer	Total amount for Annual Conference Advance Specials remitted to the AC Treasurer	Total amount for the Youth Service fund remitted to the AC Treasurer	Total amount of all other funds sent to AC Treasurer for connectional mission and ministry	Total Annual Conference Special Sunday Offerings remitted to the AC Treasurer	Total amount given directly to UM causes (not sent to AC Treasurer)	Total amount given to non-United Methodist benevolent and charitable causes
	42	43	44	45	46	47	48	49
ANDREWS CHAPEL	-	-	-	-	-	-	100	-
ASBURY/KINGSTREE EAST	-	-	-	-	90	39	-	650
ASBURY/SHILOH	613	-	-	25	113	53	-	50
BETHEL/KINGSTREE	1,000	-	-	-	-	-	-	-
BETHESDA/CADES	-	-	-	-	35	-	-	-
BETHESDA/KINGSTREE	-	-	-	-	252	-	-	-
BETHLEHEM/JORDAN	220	-	-	-	87	419	1,745	801
BETHLEHEM/PAMPLICO	-	-	-	-	25	-	-	-
BETHSAIDA	-	-	-	-	22	-	-	-
BEULAH	-	-	-	-	-	-	-	-
BOWERS CHAPEL	-	-	-	-	-	-	-	-
BROWNS CHAPEL	-	-	-	-	43	-	-	-
CADES	-	-	-	-	55	296	-	1,000
CAMERON	-	-	-	-	73	100	-	1,200
CEDAR SWAMP	-	-	-	-	7	-	100	700
CENTRAL	11,733	-	-	-	-	12,761	8,000	120,785
CUMBERLAND	1,515	-	349	-	1,440	809	574	542
DAWSEY	-	-	-	-	104	-	135	-
EARLE	-	-	-	-	-	80	-	6,471
EBENEZER	-	-	-	-	-	1,252	1,000	16,881
ELIJAH	-	-	-	-	-	55	-	508
ELIM	-	-	-	-	50	-	1,650	800
FAITH	-	-	-	-	38	-	-	-
FIRST/HEMINGWAY	1,225	-	-	-	-	1,315	1,800	3,395
FRIENDSHIP/FLORENCE	110	-	-	-	-	-	-	-
FRIENDSHIP/KINGSTREE	1,500	-	-	-	453	-	-	10,470
GOOD HOPE	-	-	-	-	101	400	400	6,115
GREELEYVILLE	285	-	-	-	45	600	500	200
HEBRON	-	-	-	-	100	725	1,000	2,120
HIGHLAND PARK	378	-	-	-	-	-	5,649	26,620
JEREMIAH	-	-	-	-	669	-	500	300
JERUSALEM	-	-	-	-	-	-	-	300
JOHNSONVILLE	70	-	-	-	-	925	250	300
JORDAN	285	-	-	-	86	632	1,715	12,206

FLORENCE DISTRICT	TABLE NO. 2 STATISTICAL REPORT (continued)							
	Other Benevolences							
Church Name	Total amount for General Advance Specials remitted to the AC Treasurer	Total amount for World Service Specials remitted to the AC Treasurer	Total amount for Annual Conference Advance Specials remitted to the AC Treasurer	Total amount for the Youth Service fund remitted to the AC Treasurer	Total amount of all other funds sent to AC Treasurer for connectional mission and ministry	Total Annual Conference Special Sunday Offerings remitted to the AC Treasurer	Total amount given directly to UM causes (not sent to AC Treasurer)	Total amount given to non-United Methodist benevolent and charitable causes
	42	43	44	45	46	47	48	49
KENNEDYVILLE	-	-	-	-	122	165	200	375
KINGSTREE	-	-	-	-	-	-	2,550	3,057
LAKE CITY	4,181	-	-	-	600	2,157	200	23,412
LAKE POINT	-	-	-	-	-	-	-	532
LANE	560	-	-	-	-	2,523	1,100	698
LEWIS CHAPEL	2,882	-	-	-	495	875	1,560	1,350
LIBERTY CHAPEL	996	-	-	-	33	-	7,845	2,382
LONG BRANCH	50	-	-	-	213	-	300	-
LYNCHBURG	-	-	-	-	-	-	-	150
MANNING	6,992	-	350	-	150	8,964	-	9,666
MILLWOOD	-	-	-	-	-	-	-	-
MT BEULAH	-	-	-	-	196	423	1,000	125
MT SEAL	-	-	-	-	97	-	400	400
MT VERNON	255	-	-	-	163	474	-	-
MT ZION/FLORENCE	25	-	-	-	132	-	-	50
MT ZION/KINGSTREE	1,682	-	-	-	231	-	550	-
MT ZION/TIMMONSVILLE	-	-	-	-	-	-	-	-
NAZARETH	-	-	-	-	121	-	2,191	3,212
NEW HAVEN	-	-	-	-	157	-	-	-
NEW ZION	-	-	-	-	17	331	-	2,700
NINEVAH	-	-	-	-	-	-	-	-
OLD JOHNSONVILLE	-	-	-	-	-	-	195	-
PAMPLICO	385	-	-	-	-	750	650	600
PAXVILLE	155	-	-	-	89	-	485	2,550
PERGAMOS	-	-	-	-	39	475	350	60
PINE GROVE	-	-	-	-	162	-	502	866
PINEWOOD	320	-	-	-	-	-	380	1,485
PISGAH	817	-	13	-	370	1,147	3,477	10,349
PROSPECT	-	-	-	-	-	619	619	500
QUINBY	-	-	-	-	144	-	-	-
SALEM/FLORENCE	-	-	-	-	44	-	-	300
SALEM/TIMMONSVILLE	-	-	-	-	135	-	700	-
SCRANTON	-	-	-	-	130	34	886	200
SHILOH/TURBEVILLE	220	-	-	-	97	445	3,722	1,725

FLORENCE DISTRICT	TABLE NO. 2 STATISTICAL REPORT (continued)							
	Other Benevolences							
Church Name	Total amount for General Advance Specials remitted to the AC Treasurer	Total amount for World Service Specials remitted to the AC Treasurer	Total amount for Annual Conference Advance Specials remitted to the AC Treasurer	Total amount for the Youth Service fund remitted to the AC Treasurer	Total amount of all other funds sent to AC Treasurer for connectional mission and ministry	Total Annual Conference Special Sunday Offerings remitted to the AC Treasurer	Total amount given directly to UM causes (not sent to AC Treasurer)	Total amount given to non-United Methodist benevolent and charitable causes
	42	43	44	45	46	47	48	49
ST JOHN/LAKE CITY	-	-	-	-	143	-	735	300
ST JOHN/SCRANTON	-	-	-	-	84	-	1,355	-
ST JOHN/SHILOH	435	-	-	-	-	-	-	100
ST LUKE/KINGSTREE	-	-	-	-	28	-	287	9,033
ST LUKE/LAKE CITY	-	-	-	-	66	-	-	-
ST LUKE/LYNCHBURG	-	-	-	-	-	-	-	100
ST LUKE/TIMMONSVILLE	828	-	-	-	78	-	-	-
ST MARY	23	-	24	12	81	46	-	-
ST MICHAEL	-	-	-	-	140	-	100	-
ST PAUL / MORRISVILLE	-	-	50	-	120	50	-	450
ST PAUL/COWARD	-	-	-	-	63	-	2,230	-
ST PAUL/ELLIOTT	-	-	-	-	111	-	-	300
ST PAUL/FLORENCE	-	-	-	-	-	-	-	42,650
ST PAUL/KINGSTREE	25	-	-	-	448	50	1,000	1,500
ST PAUL/WISACKY	-	-	-	-	46	-	-	-
SUMMERTON	-	-	-	-	-	-	-	195
SUTTONS	-	-	-	-	6	-	-	3,323
TABERNACLE	-	-	-	-	146	-	-	-
TIMMONSVILLE	-	-	128	-	220	155	-	-
TRINITY/JOHNSONVILLE	-	-	-	-	-	-	-	70
TRINITY/LYNCHBURG	-	-	-	-	-	-	-	125
TRINITY/NEW ZION	-	-	-	-	123	1,311	-	-
TRIO	-	-	-	-	-	50	-	-
UNION/HEMINGWAY	-	-	-	-	142	-	1,090	1,295
UNION/MANNING	-	-	-	-	153	400	3,390	600
VOX MEMORIAL	-	-	-	-	60	-	-	318
WARREN CHAPEL	-	-	-	-	20	-	-	-
WESLEY	25	-	-	-	170	-	-	1,500
WESLEY/LAKE CITY	50	-	-	-	150	356	-	-
WILSON CHAPEL	50	-	-	-	244	-	225	3,112
ZOAR	370	-	-	-	-	-	4,603	1,155
TOTAL	**40,261**	**-**	**914**	**37**	**10,667**	**42,262**	**69,995**	**345,284**

FLORENCE DISTRICT	TABLE NO. 2 STATISTICAL REPORT (continued)							
	General Special Sunday Offerings						Direct Billing	
Church Name	Human Relations Day	One Great Hour of Sharing	Peace with Justice	Native American Ministries	World Communion	UM Student Day	Total amount paid by the local church for all direct-billed clergy non-health benefits	Total amount paid by the local church for all direct-billed clergy health benefits
	50.a	50.b	50.c	50.d	50.e	50.f	51	52
ANDREWS CHAPEL	-	-	-	-	-	-	-	8,556
ASBURY/KINGSTREE EAST	-	-	-	-	-	-	8,028	5,057
ASBURY/SHILOH	-	-	-	45	-	168	8,328	8,125
BETHEL/KINGSTREE	-	-	-	-	-	-	4,163	1,967
BETHESDA/CADES	-	-	-	-	-	-	-	-
BETHESDA/KINGSTREE	-	-	-	-	-	-	7,169	12,832
BETHLEHEM/JORDAN	60	-	30	20	-	35	8,076	10,812
BETHLEHEM/PAMPLICO	-	-	-	-	-	-	3,834	3,684
BETHSAIDA	-	-	-	-	-	-	3,112	2,059
BEULAH	-	-	-	-	-	-	1,918	-
BOWERS CHAPEL	-	-	-	-	-	-	-	1,144
BROWNS CHAPEL	-	-	-	-	-	-	2,880	-
CADES	-	-	-	-	-	-	2,006	-
CAMERON	-	-	-	-	-	-	2,006	-
CEDAR SWAMP	-	-	-	-	-	-	-	-
CENTRAL	-	-	-	-	-	100	18,490	19,854
CUMBERLAND	10	40	-	113	53	-	7,990	4,719
DAWSEY	-	-	-	-	-	-	1,956	3,468
EARLE	-	-	-	-	-	-	2,001	2,823
EBENEZER	-	-	160	315	-	-	6,185	5,985
ELIJAH	25	25	-	30	-	35	8,175	3,408
ELIM	-	-	-	-	-	-	1,553	1,295
FAITH	-	-	-	-	-	-	-	-
FIRST/HEMINGWAY	-	-	-	73	51	-	-	-
FRIENDSHIP/FLORENCE	-	-	-	-	-	-	8,402	5,494
FRIENDSHIP/KINGSTREE	-	-	-	-	-	250	8,749	5,148
GOOD HOPE	-	-	-	-	-	-	3,270	2,726
GREELEYVILLE	-	-	-	-	35	-	-	-
HEBRON	-	-	-	-	-	-	1,874	-
HIGHLAND PARK	-	-	-	159	-	-	13,087	17,022
JEREMIAH	-	-	-	-	-	-	3,721	2,454
JERUSALEM	-	-	-	-	-	-	1,993	-
JOHNSONVILLE	-	-	-	-	-	-	8,105	9,798
JORDAN	100	-	250	295	100	100	-	-

FLORENCE DISTRICT	TABLE NO. 2 STATISTICAL REPORT (continued)							
	General Special Sunday Offerings						Direct Billing	
Church Name	Human Relations Day	One Great Hour of Sharing	Peace with Justice	Native American Ministries	World Communion	UM Student Day	Total amount paid by the local church for all direct-billed clergy non-health benefits	Total amount paid by the local church for all direct-billed clergy health benefits
	50.a	50.b	50.c	50.d	50.e	50.f	51	52
KENNEDYVILLE	-	-	-	40	-	-	3,566	-
KINGSTREE	-	-	-	-	-	-	8,650	9,798
LAKE CITY	-	250	5	176	5	-	9,089	10,812
LAKE POINT	-	-	-	-	-	-	3,448	-
LANE	-	-	-	-	201	-	-	-
LEWIS CHAPEL	-	-	-	-	-	-	8,711	10,812
LIBERTY CHAPEL	-	-	-	-	-	-	-	-
LONG BRANCH	-	-	-	-	-	-	1,894	-
LYNCHBURG	-	-	-	-	-	-	7,742	7,368
MANNING	-	-	-	-	92	-	9,543	7,980
MILLWOOD	-	-	-	-	-	-	-	-
MT BEULAH	-	-	-	-	-	-	-	-
MT SEAL	-	-	-	-	-	-	3,747	2,471
MT VERNON	-	-	-	-	-	-	3,958	-
MT ZION/FLORENCE	-	-	-	-	-	-	2,894	2,703
MT ZION/KINGSTREE	-	-	-	-	-	-	9,803	5,148
MT ZION/TIMMONSVILLE	-	-	-	-	-	-	3,526	-
NAZARETH	-	-	-	-	-	-	4,691	-
NEW HAVEN	-	-	-	-	-	-	7,504	3,564
NEW ZION	-	-	-	-	-	-	4,071	3,254
NINEVAH	-	-	-	-	-	-	6,338	6,417
OLD JOHNSONVILLE	-	-	-	-	-	-	2,062	1,995
PAMPLICO	-	-	-	-	-	-	8,113	5,148
PAXVILLE	-	-	-	-	-	-	-	-
PERGAMOS	-	-	-	50	-	-	-	-
PINE GROVE	-	-	-	-	-	-	4,780	3,089
PINEWOOD	-	-	-	-	-	-	-	-
PISGAH	-	-	-	280	16	-	8,735	9,798
PROSPECT	-	-	-	-	-	-	-	-
QUINBY	-	-	-	-	-	-	4,045	2,677
SALEM/FLORENCE	-	-	-	-	100	-	7,317	10,294
SALEM/TIMMONSVILLE	-	-	-	-	-	-	7,851	7,980
SCRANTON	-	-	-	-	-	-	2,303	1,544
SHILOH/TURBEVILLE	-	-	-	-	-	-	3,187	2,059

FLORENCE DISTRICT	TABLE NO. 2 STATISTICAL REPORT (continued)							
	General Special Sunday Offerings						Direct Billing	
Church Name	Human Relations Day	One Great Hour of Sharing	Peace with Justice	Native American Ministries	World Communion	UM Student Day	Total amount paid by the local church for all direct-billed clergy non-health benefits	Total amount paid by the local church for all direct-billed clergy health benefits
	50.a	50.b	50.c	50.d	50.e	50.f	51	52
ST JOHN/LAKE CITY	-	-	-	-	-	-	-	-
ST JOHN/SCRANTON	-	-	-	-	-	-	1,535	1,030
ST JOHN/SHILOH	-	-	-	-	-	-	-	2,060
ST LUKE/KINGSTREE	-	-	-	-	-	-	2,003	-
ST LUKE/LAKE CITY	-	-	-	-	-	-	-	-
ST LUKE/LYNCHBURG	-	-	-	-	-	-	-	-
ST LUKE/TIMMONSVILLE	-	-	-	-	-	-	1,857	-
ST MARY	12	12	12	12	12	12	1,765	-
ST MICHAEL	-	-	-	-	-	-	2,116	-
ST PAUL / MORRISVILLE	-	50	-	-	-	50	-	-
ST PAUL/COWARD	-	-	-	-	-	-	-	-
ST PAUL/ELLIOTT	-	-	-	-	-	-	2,248	2,137
ST PAUL/FLORENCE	-	-	-	-	-	-	9,552	14,448
ST PAUL/KINGSTREE	-	-	-	-	-	-	9,376	7,224
ST PAUL/WISACKY	-	-	-	-	-	-	1,350	1,283
SUMMERTON	22	-	40	242	4	-	7,920	5,148
SUTTONS	-	-	-	-	-	-	3,032	4,278
TABERNACLE	-	-	-	-	-	-	2,119	3,756
TIMMONSVILLE	-	-	-	-	-	-	-	-
TRINITY/JOHNSONVILLE	-	-	-	-	-	-	-	-
TRINITY/LYNCHBURG	-	-	-	-	-	-	-	-
TRINITY/NEW ZION	-	-	-	-	-	-	3,795	2,898
TRIO	-	-	-	-	-	-	1,031	1,455
UNION/HEMINGWAY	-	-	-	-	-	-	3,352	2,795
UNION/MANNING	25	15	45	100	100	50	-	-
VOX MEMORIAL	-	-	-	-	-	-	-	-
WARREN CHAPEL	-	-	-	-	-	-	518	482
WESLEY	-	-	-	120	-	-	3,769	-
WESLEY/LAKE CITY	194	104	77	197	136	113	8,793	5,148
WILSON CHAPEL	-	-	-	-	-	-	1,894	-
ZOAR	-	-	-	126	-	-	-	-
TOTAL	**448**	**496**	**619**	**2,393**	**905**	**913**	**362,659**	**307,484**

FLORENCE DISTRICT	TABLE NO. 2 STATISTICAL REPORT (continued)								
	Pastoral Support					Local Church Expenses			
Church Name	Total amount paid in base compensation to the pastor	Total amount paid in base compensation to all associate pastors assigned by the bishop	Total amount paid to/for pastor and associates for housing and utilities and/or related allowances	Total amount paid to pastor and associate(s) for accountable reimbursements	Total amount paid to pastor and associate(s) for any other cash allowances (non-accountable)	Total amount paid in salary and benefits for Deacons	Total amount paid in salary and benefits for Diaconal Ministers	Total amount paid in salary and benefits for all other church staff	Total amount spent for local church program expenses
	53	54	55	56	57	58	59	60	61
ANDREWS CHAPEL	-	-	4,982	1,277	-	-	-	-	120
ASBURY/KINGSTREE EAST	18,349	-	2,100	616	600	-	-	6,570	1,200
ASBURY/SHILOH	18,081	-	4,275	1,500	-	-	-	6,875	2,700
BETHEL/KINGSTREE	18,346	-	2,100	1,578	-	-	-	9,000	3,707
BETHESDA/CADES	7,200	-	-	-	-	-	-	-	-
BETHESDA/KINGSTREE	47,992	-	10,200	7,200	-	-	-	-	2,500
BETHLEHEM/JORDAN	13,880	-	840	1,712	-	-	-	-	3,186
BETHLEHEM/PAMPLICO	37,500	-	2,500	1,576	-	-	-	4,130	6,383
BETHSAIDA	17,390	-	-	3,496	-	-	-	-	1,511
BEULAH	4,358	-	769	50	1,380	-	-	-	-
BOWERS CHAPEL	8,370	-	2,812	1,083	-	-	-	1,460	650
BROWNS CHAPEL	6,650	-	700	1,400	-	-	-	-	449
CADES	10,993	-	891	544	-	-	-	-	432
CAMERON	10,993	-	891	1,042	-	-	-	-	1,615
CEDAR SWAMP	5,084	-	1,650	1,610	-	-	-	-	-
CENTRAL	111,202	54,450	24,000	9,166	-	-	90,678	494,862	142,876
CUMBERLAND	54,000	-	8,439	5,473	-	-	-	77,404	33,114
DAWSEY	8,300	-	2,880	1,081	-	-	-	3,500	1,012
EARLE	4,965	-	6,000	2,835	-	-	-	-	516
EBENEZER	30,540	-	6,000	2,455	-	-	-	2,151	7,433
ELIJAH	37,288	-	9,448	2,927	-	-	-	23,694	10,564
ELIM	6,325	-	2,510	1,184	-	-	-	-	824
FAITH	41,056	-	16,000	4,000	2,844	-	-	-	357
FIRST/HEMINGWAY	15,600	-	-	12,900	-	-	-	16,320	6,702
FRIENDSHIP/FLORENCE	23,923	-	2,500	2,275	-	-	-	1,225	4,900
FRIENDSHIP/KINGSTREE	57,610	-	4,200	6,163	-	-	-	35,187	11,246
GOOD HOPE	16,070	-	2,650	2,300	-	-	-	-	2,730
GREELEYVILLE	14,473	-	-	2,889	-	-	-	-	-
HEBRON	10,069	-	1,565	2,188	-	-	-	-	4,000
HIGHLAND PARK	54,299	13,402	42,500	7,597	-	-	-	126,462	37,900
JEREMIAH	21,430	-	2,600	3,764	-	-	-	3,000	2,300
JERUSALEM	9,100	-	4,150	1,000	-	-	-	2,850	1,140
JOHNSONVILLE	36,003	-	6,000	2,245	-	-	-	8,571	164
JORDAN	13,880	-	840	1,712	-	-	-	-	2,171

FLORENCE DISTRICT	TABLE NO. 2 STATISTICAL REPORT (continued)								
	Pastoral Support					Local Church Expenses			
Church Name	Total amount paid in base compensation to the pastor	Total amount paid in base compensation to all associate pastors assigned by the bishop	Total amount paid to/for pastor and associates for housing and utilities and/or related allowances	Total amount paid to pastor and associate(s) for accountable reimbursements	Total amount paid to pastor and associate(s) for any other cash allowances (non-accountable)	Total amount paid in salary and benefits for Deacons	Total amount paid in salary and benefits for Diaconal Ministers	Total amount paid in salary and benefits for all other church staff	Total amount spent for local church program expenses
	53	54	55	56	57	58	59	60	61
KENNEDYVILLE	5,803	-	6,896	3,900	-	-	-	4,345	854
KINGSTREE	52,466	-	7,000	7,985	-	-	-	86,327	12,734
LAKE CITY	51,165	-	20,000	3,138	-	-	-	67,172	16,485
LAKE POINT	7,944	-	-	2,400	-	-	-	10,560	3,000
LANE	14,473	-	-	2,993	-	-	-	-	-
LEWIS CHAPEL	40,369	-	8,200	6,852	-	-	-	-	15,147
LIBERTY CHAPEL	23,923	-	2,500	2,275	-	-	-	-	15,483
LONG BRANCH	9,620	-	-	-	-	-	-	3,250	954
LYNCHBURG	9,149	-	2,601	4,800	-	-	-	-	-
MANNING	77,888	-	5,400	15,890	438	-	-	101,815	40,993
MILLWOOD	5,084	-	1,650	1,610	-	-	-	-	-
MT BEULAH	30,627	-	3,600	3,202	-	-	-	13,683	9,799
MT SEAL	19,782	-	2,400	3,696	-	-	-	2,100	900
MT VERNON	18,418	-	6,511	6,344	-	-	-	3,320	3,585
MT ZION/FLORENCE	18,093	-	3,164	1,100	-	-	-	9,300	2,474
MT ZION/KINGSTREE	79,370	-	5,500	9,350	-	-	-	44,500	18,500
MT ZION/TIMMONSVILLE	17,074	-	4,764	812	-	-	-	10,985	-
NAZARETH	10,838	-	-	4,230	-	-	-	3,420	9,514
NEW HAVEN	10,527	4,323	2,178	1,680	-	-	-	7,200	-
NEW ZION	17,145	-	2,400	1,603	-	-	-	7,780	6,178
NINEVAH	9,625	-	1,099	225	-	-	-	-	800
OLD JOHNSONVILLE	12,180	-	-	982	-	-	-	5,680	1,791
PAMPLICO	20,055	-	2,520	2,667	-	-	-	6,772	3,060
PAXVILLE	14,532	-	-	3,724	-	-	-	-	5,610
PERGAMOS	4,471	-	1,794	1,250	-	-	-	150	569
PINE GROVE	16,903	-	7,000	3,511	-	-	-	8,367	2,688
PINEWOOD	18,184	-	3,822	5,640	-	-	-	-	1,675
PISGAH	57,444	-	4,750	3,442	-	-	-	23,010	3,839
PROSPECT	20,075	-	2,500	2,392	-	-	-	3,000	3,500
QUINBY	13,840	-	5,000	4,030	-	-	-	7,126	1,824
SALEM/FLORENCE	43,108	-	2,700	3,400	-	-	-	25,532	3,000
SALEM/TIMMONSVILLE	19,700	-	1,500	425	-	-	-	-	2,650
SCRANTON	14,196	-	2,100	2,802	-	-	-	3,100	5,531
SHILOH/TURBEVILLE	8,935	-	7,000	2,940	-	-	-	2,010	2,023

FLORENCE DISTRICT	TABLE NO. 2 STATISTICAL REPORT (continued)								
	Pastoral Support					Local Church Expenses			
Church Name	Total amount paid in base compensation to the pastor	Total amount paid in base compensation to all associate pastors assigned by the bishop	Total amount paid to/for pastor and associates for housing and utilities and/or related allowances	Total amount paid to pastor and associate(s) for accountable reimbursements	Total amount paid to pastor and associate(s) for any other cash allowances (non-accountable)	Total amount paid in salary and benefits for Deacons	Total amount paid in salary and benefits for Diaconal Ministers	Total amount paid in salary and benefits for all other church staff	Total amount spent for local church program expenses
	53	54	55	56	57	58	59	60	61
ST JOHN/LAKE CITY	24,321	-	2,748	1,650	500	-	-	9,000	4,936
ST JOHN/SCRANTON	8,549	-	2,100	2,650	-	-	-	2,105	927
ST JOHN/SHILOH	18,081	-	4,275	2,300	-	-	-	6,568	1,500
ST LUKE/KINGSTREE	9,100	-	4,150	550	-	-	-	8,904	1,271
ST LUKE/LAKE CITY	14,437	-	1,649	1,005	-	-	-	-	-
ST LUKE/LYNCHBURG	9,149	-	2,450	4,800	-	-	-	-	-
ST LUKE/TIMMONSVILLE	8,408	-	-	2,726	-	-	-	-	4,486
ST MARY	13,000	-	-	2,650	-	-	-	6,645	2,200
ST MICHAEL	27,056	-	7,000	1,100	-	-	-	10,500	4,000
ST PAUL / MORRISVILLE	15,600	-	-	1,600	-	-	-	-	875
ST PAUL/COWARD	2,300	-	7,850	6,349	-	-	-	1,300	1,344
ST PAUL/ELLIOTT	9,251	3,799	1,614	1,123	-	-	-	10,460	4,200
ST PAUL/FLORENCE	62,766	-	20,750	2,823	-	-	-	160,334	30,404
ST PAUL/KINGSTREE	66,257	-	-	5,000	500	-	-	23,000	7,840
ST PAUL/WISACKY	6,061	2,489	1,254	839	-	-	-	-	1,692
SUMMERTON	31,012	-	9,000	10,025	-	-	-	15,825	7,956
SUTTONS	11,168	-	-	3,450	-	-	-	2,680	500
TABERNACLE	8,992	-	3,120	949	-	-	-	15,631	20,052
TIMMONSVILLE	17,702	-	3,500	425	-	-	-	6,350	2,993
TRINITY/JOHNSONVILLE	5,700	-	600	1,200	-	-	-	-	29
TRINITY/LYNCHBURG	9,149	-	2,601	4,800	-	-	-	-	-
TRINITY/NEW ZION	15,643	-	2,400	-	-	-	-	6,675	3,634
TRIO	5,166	-	6,000	1,875	-	-	-	-	1,253
UNION/HEMINGWAY	16,538	-	2,650	2,358	-	-	5,300	2,550	687
UNION/MANNING	13,880	-	840	1,712	-	-	-	-	1,550
VOX MEMORIAL	6,650	-	700	1,400	-	-	-	-	777
WARREN CHAPEL	6,061	2,489	1,254	522	-	-	-	-	600
WESLEY	4,425	-	14,200	2,028	-	-	-	11,739	2,300
WESLEY/LAKE CITY	60,267	-	3,000	4,550	-	-	-	33,505	35,500
WILSON CHAPEL	9,620	-	-	1,585	-	-	-	-	1,006
ZOAR	10,578	-	1,950	200	-	-	-	-	886
TOTAL	**2,111,212**	**80,952**	**411,196**	**294,372**	**6,262**	**-**	**95,978**	**1,617,536**	**634,960**

FLORENCE DISTRICT	TABLE NO. 2 STATISTICAL REPORT (continued)				TABLE NO. 3 STATISTICAL REPORT			
	Local Church Expenses (continued)				Received for Annual Budget/Spending Plan			
Church Name	Total amount spent for other local church operating expenses	Total amount paid for principal and interest on indebtedness, loans, mortgages, etc.	Total amount paid on capital expenditures for building, improvements, and major equipment purchases	TOTAL AMOUNT PAID BY THE LOCAL CHURCH ON ALL EXPENDITURES	Number of households giving to the local church	Amount received through pledges	Amount received from non-pledging, but identified givers	Amount received from unidentified givers
	62	63	64	65	66	67.a	67.b	67.c
ANDREWS CHAPEL	5,907	-	-	21,955	10	-	6,675	2,361
ASBURY/KINGSTREE EAST	2,500	-	1,100	51,976	35	4,955	50,000	1,125
ASBURY/SHILOH	5,500	-	4,500	69,074	125	-	80,000	500
BETHEL/KINGSTREE	12,000	97,902	1,404	153,168	98	5,705	84,540	900
BETHESDA/CADES	6,100	-	-	15,375	5	-	18,000	700
BETHESDA/KINGSTREE	10,200	15,000	-	127,593	117	-	125,993	2,752
BETHLEHEM/JORDAN	15,199	-	9,136	71,225	35	-	60,269	5,293
BETHLEHEM/PAMPLICO	17,513	-	14,900	104,833	48	-	110,335	67,134
BETHSAIDA	8,500	-	1,550	42,684	23	-	41,520	4,100
BEULAH	1,800	-	-	10,591	7	-	10,521	-
BOWERS CHAPEL	7,500	-	-	23,699	38	23,429	625	-
BROWNS CHAPEL	4,929	-	-	19,607	11	-	16,193	2,156
CADES	6,316	-	13,849	39,510	26	-	38,552	1,285
CAMERON	13,087	-	2,415	37,661	25	-	44,833	1,227
CEDAR SWAMP	9,070	-	1,000	21,144	14	-	17,931	2,500
CENTRAL	477,070	306,128	24,349	1,951,327	632	1,288,029	301,600	9,857
CUMBERLAND	75,277	228,230	45,418	578,322	555	239,238	184,142	7,316
DAWSEY	7,503	-	3,000	38,526	40	-	36,220	977
EARLE	5,212	2,100	-	34,070	15	-	23,705	3,940
EBENEZER	32,306	-	9,239	133,799	80	-	127,535	5,371
ELIJAH	9,753	-	-	119,776	126	300	91,454	151
ELIM	3,224	-	-	22,346	14	-	26,993	-
FAITH	4,255	-	-	78,225	75	-	102,136	879
FIRST/HEMINGWAY	27,444	-	1,067	102,911	57	-	111,785	4,416
FRIENDSHIP/FLORENCE	20,027	-	-	74,870	66	-	55,532	-
FRIENDSHIP/KINGSTREE	33,917	-	47,528	247,921	287	103,635	55,463	19,231
GOOD HOPE	21,056	-	3,597	67,306	79	78,553	-	4,621
GREELEYVILLE	10,359	-	-	33,984	15	-	30,643	351
HEBRON	19,634	-	-	49,383	60	-	62,827	511
HIGHLAND PARK	179,496	24,018	9,920	627,613	188	353,556	95,944	6,056
JEREMIAH	3,500	-	6,000	55,550	142	78,000	2,000	1,000
JERUSALEM	6,792	25,380	-	57,503	72	-	52,873	1,855
JOHNSONVILLE	7,843	-	595	89,311	43	98,111	-	994
JORDAN	7,502	-	-	46,200	24	-	54,884	6,936

FLORENCE DISTRICT	TABLE NO. 2 STATISTICAL REPORT (continued)				TABLE NO. 3 STATISTICAL REPORT			
	Local Church Expenses (continued)				Received for Annual Budget/Spending Plan			
Church Name	Total amount spent for other local church operating expenses	Total amount paid for principal and interest on indebtedness, loans, mortgages, etc.	Total amount paid on capital expenditures for building, improvements, and major equipment purchases	TOTAL AMOUNT PAID BY THE LOCAL CHURCH ON ALL EXPENDITURES	Number of households giving to the local church	Amount received through pledges	Amount received from non-pledging, but identified givers	Amount received from unidentified givers
	62	63	64	65	66	67.a	67.b	67.c
KENNEDYVILLE	7,145	-	7,035	44,285	47	-	40,133	1,159
KINGSTREE	77,190	-	18,033	310,292	130	239,875	40,877	3,221
LAKE CITY	76,411	-	7,600	329,412	114	-	284,666	2,499
LAKE POINT	7,000	418	15,056	52,772	45	61,963	1,366	-
LANE	8,821	-	-	36,081	24	-	45,730	769
LEWIS CHAPEL	30,736	15,889	550	153,335	101	-	169,186	3,096
LIBERTY CHAPEL	29,116	-	-	97,367	90	-	112,773	-
LONG BRANCH	2,318	-	11,313	32,461	20	-	40,841	784
LYNCHBURG	4,532	-	-	37,089	15	-	23,425	4,410
MANNING	121,890	40,030	9,468	525,625	242	439,626	49,255	5,604
MILLWOOD	8,973	-	-	20,687	10	-	16,652	2,122
MT BEULAH	12,943	-	-	79,914	40	-	59,634	1,203
MT SEAL	2,500	22,560	1,000	66,399	100	75,494	3,000	800
MT VERNON	21,471	-	21,841	93,882	45	-	71,461	2,086
MT ZION/FLORENCE	9,295	-	2,700	56,292	75	17,284	28,755	620
MT ZION/KINGSTREE	44,485	-	38,000	262,119	150	198,268	84,366	3,366
MT ZION/TIMMONSVILLE	25,103	55,348	-	117,612	61	-	92,552	-
NAZARETH	14,666	-	5,225	64,691	35	-	34,240	10,174
NEW HAVEN	4,000	41,084	-	88,517	40	-	93,000	-
NEW ZION	23,330	-	8,430	86,600	72	-	44,495	5,188
NINEVAH	2,500	-	-	27,984	40	-	2,000	750
OLD JOHNSONVILLE	10,454	-	-	39,454	25	-	38,368	4,360
PAMPLICO	12,491	-	3,250	75,511	30	57,500	4,550	1,500
PAXVILLE	7,063	-	3,185	42,762	23	-	38,863	1,729
PERGAMOS	5,126	-	324	16,487	14	-	14,235	380
PINE GROVE	21,824	-	1,333	80,718	49	-	68,920	2,660
PINEWOOD	11,086	-	-	47,092	40	-	38,988	3,540
PISGAH	23,358	56,848	28,962	258,230	237	-	261,196	5,359
PROSPECT	6,400	-	-	46,883	30	58,560	500	-
QUINBY	22,644	12,000	3,525	85,557	32	-	84,113	1,992
SALEM/FLORENCE	5,000	-	-	105,927	130	-	100,000	1,000
SALEM/TIMMONSVILLE	16,793	-	6,000	71,672	30	-	64,942	589
SCRANTON	15,289	-	1,090	57,170	28	-	58,580	8,164
SHILOH/TURBEVILLE	11,941	-	4,675	56,674	56	-	50,991	3,054

FLORENCE DISTRICT	TABLE NO. 2 STATISTICAL REPORT (continued)				TABLE NO. 3 STATISTICAL REPORT			
	Local Church Expenses (continued)				Received for Annual Budget/Spending Plan			
Church Name	Total amount spent for other local church operating expenses	Total amount paid for principal and interest on indebtedness, loans, mortgages, etc.	Total amount paid on capital expenditures for building, improvements, and major equipment purchases	TOTAL AMOUNT PAID BY THE LOCAL CHURCH ON ALL EXPENDITURES	Number of households giving to the local church	Amount received through pledges	Amount received from non-pledging, but identified givers	Amount received from unidentified givers
	62	63	64	65	66	67.a	67.b	67.c
ST JOHN/LAKE CITY	9,725	-	-	60,710	130	-	73,258	4,118
ST JOHN/SCRANTON	4,913	-	3,675	34,157	19	-	35,892	302
ST JOHN/SHILOH	3,968	46,978	1,300	94,220	72	-	84,500	2,500
ST LUKE/KINGSTREE	17,991	-	4,462	63,782	58	113,963	5,576	-
ST LUKE/LAKE CITY	5,627	-	16,000	42,462	57	-	-	2,505
ST LUKE/LYNCHBURG	3,927	-	-	21,716	8	-	17,006	10,026
ST LUKE/TIMMONSVILLE	11,695	-	-	34,776	43	-	31,748	5,692
ST MARY	7,255	-	-	34,510	25	-	20,395	3,758
ST MICHAEL	10,200	-	-	73,772	110	10,000	60,000	1,960
ST PAUL / MORRISVILLE	3,550	5,000	1,000	29,575	40	-	35,371	300
ST PAUL/COWARD	7,125	-	539	32,906	-	-	43,444	730
ST PAUL/ELLIOTT	15,190	3,000	1,200	60,792	120	53,470	3,400	300
ST PAUL/FLORENCE	174,628	196,392	5,782	755,529	300	-	553,378	-
ST PAUL/KINGSTREE	25,210	-	5,218	172,653	186	-	184,390	6,011
ST PAUL/WISACKY	3,876	-	-	21,269	57	21,257	-	-
SUMMERTON	61,351	-	3,581	157,921	164	-	154,176	6,382
SUTTONS	4,958	2,100	2,894	40,745	16	-	33,050	1,502
TABERNACLE	22,784	-	-	86,424	31	-	82,241	4,026
TIMMONSVILLE	14,133	-	6,000	57,262	21	-	57,094	75
TRINITY/JOHNSONVILLE	6,559	-	1,500	16,258	7	-	5,763	-
TRINITY/LYNCHBURG	4,364	-	-	21,907	10	27,562	10,328	-
TRINITY/NEW ZION	17,727	-	-	61,472	85	-	55,821	1,464
TRIO	3,877	2,100	-	24,705	12	-	33,306	5,000
UNION/HEMINGWAY	20,633	-	6,132	73,954	43	65,995	-	1,475
UNION/MANNING	14,690	-	16,085	59,293	25	-	50,530	3,839
VOX MEMORIAL	8,325	-	5,200	26,841	16	-	21,707	5,673
WARREN CHAPEL	3,390	-	-	17,136	30	-	20,000	-
WESLEY	16,500	28,305	12,333	102,515	148	-	99,423	2,333
WESLEY/LAKE CITY	52,721	72,437	7,224	295,894	75	-	187,378	7,685
WILSON CHAPEL	12,443	-	-	33,053	51	36,873	5,378	2,267
ZOAR	4,388	-	1,415	28,456	30	-	39,406	-
TOTAL	**2,355,908**	**1,299,247**	**500,702**	**11,423,254**	**7,396**	**3,751,201**	**6,288,335**	**328,596**

FLORENCE DISTRICT	TABLE NO. 3 STATISTICAL REPORT (continued)						
	Received for Annual Budget/Spending Plan (continued)					Capital Campaign/Other Designated Projects	
Church Name	Amount received from Interest and Dividends	Amount received through Sale of Church Assets	Amount received through building use fees, contributions, and rentals	Amount received through fundraisers and other sources	Total income for annual budget/spending plan	Capital Campaign	Memorials, Endowments, Bequests
	67.d	67.e	67.f	67.g	67	68.a	68.b
ANDREWS CHAPEL	50	-	-	-	9,086	-	430
ASBURY/KINGSTREE EAST	-	-	150	5,242	61,472	-	-
ASBURY/SHILOH	-	-	-	12,000	92,500	-	-
BETHEL/KINGSTREE	-	-	-	3,781	94,926	11,624	-
BETHESDA/CADES	-	-	-	-	18,700	-	-
BETHESDA/KINGSTREE	-	-	-	14,979	143,724	-	-
BETHLEHEM/JORDAN	381	-	-	-	65,943	-	12,950
BETHLEHEM/PAMPLICO	244	-	-	-	177,713	-	400
BETHSAIDA	-	-	-	-	45,620	-	4,355
BEULAH	-	-	-	-	10,521	-	-
BOWERS CHAPEL	-	-	-	9,544	33,598	-	-
BROWNS CHAPEL	-	-	-	-	18,349	-	-
CADES	-	-	-	-	39,837	-	295
CAMERON	-	-	-	-	46,060	-	2,997
CEDAR SWAMP	-	-	-	-	20,431	-	6,945
CENTRAL	53	-	5,565	-	1,605,104	188,434	55,041
CUMBERLAND	1,320	-	17,625	49,103	498,744	-	-
DAWSEY	-	-	-	-	37,197	-	-
EARLE	16	-	-	6,245	33,906	-	1,515
EBENEZER	78	-	-	-	132,984	-	-
ELIJAH	450	-	-	24,204	116,559	11,467	-
ELIM	492	-	-	-	27,485	-	1,905
FAITH	-	-	-	-	103,015	-	-
FIRST/HEMINGWAY	-	-	-	-	116,201	-	7,065
FRIENDSHIP/FLORENCE	-	-	-	-	55,532	-	-
FRIENDSHIP/KINGSTREE	-	-	850	26,510	205,689	-	-
GOOD HOPE	-	-	-	-	83,174	-	1,965
GREELEYVILLE	76	-	-	3,373	34,443	-	10,005
HEBRON	472	1,201	-	-	65,011	10,150	3,210
HIGHLAND PARK	-	-	35,301	-	490,857	-	4,425
JEREMIAH	200	-	500	8,990	90,690	-	-
JERUSALEM	-	-	2,925	-	57,653	-	-
JOHNSONVILLE	985	-	-	-	100,090	-	4,280
JORDAN	-	-	-	-	61,820	-	-

FLORENCE DISTRICT	TABLE NO. 3 STATISTICAL REPORT (continued)						
	Received for Annual Budget/Spending Plan (continued)					Capital Campaign/Other Designated Projects	
Church Name	Amount received from Interest and Dividends	Amount received through Sale of Church Assets	Amount received through building use fees, contributions, and rentals	Amount received through fundraisers and other sources	Total income for annual budget/spending plan	Capital Campaign	Memorials, Endowments, Bequests
	67.d	67.e	67.f	67.g	67	68.a	68.b
KENNEDYVILLE	-	-	-	-	41,292	-	-
KINGSTREE	-	-	-	-	283,973	-	6,637
LAKE CITY	5,594	-	-	-	292,759	-	8,574
LAKE POINT	-	-	-	-	63,329	-	-
LANE	217	-	280	-	46,996	-	-
LEWIS CHAPEL	-	-	35	-	172,317	-	-
LIBERTY CHAPEL	-	-	-	-	112,773	-	-
LONG BRANCH	-	-	-	-	41,625	-	-
LYNCHBURG	-	-	-	-	27,835	-	-
MANNING	109	345	5,795	467	501,201	12,818	14,362
MILLWOOD	-	-	-	-	18,774	-	-
MT BEULAH	-	-	300	19,554	80,691	-	-
MT SEAL	200	-	-	10,000	89,494	-	-
MT VERNON	1,806	-	300	5,963	81,616	-	6,360
MT ZION/FLORENCE	77	-	-	26,800	73,536	-	-
MT ZION/KINGSTREE	12,500	-	-	42,148	340,648	-	-
MT ZION/TIMMONSVILLE	-	-	350	14,635	107,537	-	-
NAZARETH	12	-	4,305	1,853	50,584	-	3,752
NEW HAVEN	-	-	-	-	93,000	-	-
NEW ZION	-	-	-	-	49,683	4,480	1,300
NINEVAH	-	-	-	1,245	3,995	-	-
OLD JOHNSONVILLE	53	-	-	-	42,781	-	-
PAMPLICO	120	-	150	-	63,820	-	3,825
PAXVILLE	66	-	-	-	40,658	-	5,833
PERGAMOS	167	-	-	1,446	16,228	-	200
PINE GROVE	217	-	700	-	72,497	-	2,870
PINEWOOD	20	-	-	-	42,548	-	545
PISGAH	-	-	-	-	266,555	-	8,358
PROSPECT	-	-	-	-	59,060	-	-
QUINBY	-	-	-	-	86,105	-	1,515
SALEM/FLORENCE	-	-	-	200	101,200	-	-
SALEM/TIMMONSVILLE	11	-	50	1,835	67,427	-	4,354
SCRANTON	-	-	-	-	66,744	-	150
SHILOH/TURBEVILLE	794	-	-	-	54,839	-	775

FLORENCE DISTRICT	TABLE NO. 3 STATISTICAL REPORT (continued)						
	Received for Annual Budget/Spending Plan (continued)					Capital Campaign/Other Designated Projects	
Church Name	Amount received from Interest and Dividends	Amount received through Sale of Church Assets	Amount received through building use fees, contributions, and rentals	Amount received through fundraisers and other sources	Total income for annual budget/spending plan	Capital Campaign	Memorials, Endowments, Bequests
	67.d	67.e	67.f	67.g	67	68.a	68.b
ST JOHN/LAKE CITY	11	-	-	3,655	81,042	76,684	-
ST JOHN/SCRANTON	12	-	-	-	36,206	-	-
ST JOHN/SHILOH	-	-	300	28,000	115,300	-	-
ST LUKE/KINGSTREE	-	-	-	-	119,539	-	-
ST LUKE/LAKE CITY	296	-	749	500	4,050	-	-
ST LUKE/LYNCHBURG	-	-	-	-	27,032	-	-
ST LUKE/TIMMONSVILLE	74	-	-	-	37,514	-	-
ST MARY	-	-	-	-	24,153	-	-
ST MICHAEL	-	-	-	8,000	79,960	-	-
ST PAUL / MORRISVILLE	27	-	-	5,000	40,698	-	-
ST PAUL/COWARD	3,605	-	-	-	47,779	-	-
ST PAUL/ELLIOTT	-	-	300	11,317	68,787	-	-
ST PAUL/FLORENCE	-	-	499	20,125	574,002	41,907	-
ST PAUL/KINGSTREE	-	-	523	18,341	209,265	60,000	200
ST PAUL/WISACKY	-	-	-	3,906	25,163	-	-
SUMMERTON	-	-	721	5,417	166,696	-	1,690
SUTTONS	31	-	-	-	34,583	-	-
TABERNACLE	715	-	-	-	86,982	-	-
TIMMONSVILLE	19	-	-	-	57,188	-	575
TRINITY/JOHNSONVILLE	-	-	-	-	5,763	-	2,436
TRINITY/LYNCHBURG	-	-	-	-	37,890	-	-
TRINITY/NEW ZION	-	-	-	-	57,285	-	-
TRIO	-	-	-	-	38,306	-	-
UNION/HEMINGWAY	402	-	1,500	69,372	138,744	-	2,662
UNION/MANNING	171	-	-	2,354	56,894	-	1,476
VOX MEMORIAL	-	-	-	-	27,380	-	5,500
WARREN CHAPEL	-	-	-	5,000	25,000	-	-
WESLEY	17	-	-	16,375	118,148	-	-
WESLEY/LAKE CITY	-	125	2,835	69,458	267,481	34,159	205
WILSON CHAPEL	173	-	-	1,167	45,858	-	-
ZOAR	99	-	-	-	39,505	-	400
TOTAL	**32,432**	**1,671**	**82,608**	**558,104**	**11,042,947**	**451,723**	**202,337**

FLORENCE DISTRICT	TABLE NO. 3 STATISTICAL REPORT (continued)						
	Capital Campaign and Other Designated Projects			Institutional Support			
Church Name	Other Sources & Projects	Amount received for Special Sundays, General Advance Specials, World Service Specials, Conference Advance Specials and other forms of directed benevolent (charitable) giving	Total income for designated causes including capital campaign and other special projects	Equitable Compensation Funds	Advanced Special, apportioned and connectional funds received by church	Other grants and financial support from institutional sources	Total income from connectional and other institutional sources outside the local church
	68.c	68.d	68	69.a	69.b	69.c	69
ANDREWS CHAPEL	-	-	430	-	-	-	-
ASBURY/KINGSTREE EAST	-	-	-	-	-	-	-
ASBURY/SHILOH	-	-	-	-	-	-	-
BETHEL/KINGSTREE	-	-	11,624	-	-	-	-
BETHESDA/CADES	-	-	-	-	-	-	-
BETHESDA/KINGSTREE	-	125	125	-	-	-	-
BETHLEHEM/JORDAN	-	936	13,886	-	-	-	-
BETHLEHEM/PAMPLICO	-	2,859	3,259	800	-	-	800
BETHSAIDA	-	-	4,355	-	-	-	-
BEULAH	-	-	-	-	-	-	-
BOWERS CHAPEL	-	-	-	2,519	-	-	2,519
BROWNS CHAPEL	-	-	-	-	-	-	-
CADES	-	-	295	-	-	-	-
CAMERON	-	-	2,997	-	-	-	-
CEDAR SWAMP	-	-	6,945	-	-	-	-
CENTRAL	-	26,004	269,479	-	-	-	-
CUMBERLAND	-	7,158	7,158	-	-	79,000	79,000
DAWSEY	-	-	-	-	-	-	-
EARLE	-	-	1,515	-	-	-	-
EBENEZER	-	11,616	11,616	-	-	-	-
ELIJAH	-	-	11,467	5,000	-	-	5,000
ELIM	-	-	1,905	-	-	-	-
FAITH	-	-	-	-	-	-	-
FIRST/HEMINGWAY	-	-	7,065	-	-	-	-
FRIENDSHIP/FLORENCE	-	-	-	-	-	-	-
FRIENDSHIP/KINGSTREE	-	-	-	-	-	-	-
GOOD HOPE	-	-	1,965	-	-	-	-
GREELEYVILLE	8,601	-	18,606	18,606	-	-	18,606
HEBRON	-	1,870	15,230	-	-	-	-
HIGHLAND PARK	-	3,790	8,215	-	-	-	-
JEREMIAH	-	-	-	-	-	-	-
JERUSALEM	-	-	-	-	-	-	-
JOHNSONVILLE	-	620	4,900	2,924	-	-	2,924
JORDAN	-	1,566	1,566	-	-	-	-

FLORENCE DISTRICT	TABLE NO. 3 STATISTICAL REPORT (continued)						
	Capital Campaign and Other Designated Projects			Institutional Support			
Church Name	Other Sources & Projects	Amount received for Special Sundays, General Advance Specials, World Service Specials, Conference Advance Specials and other forms of directed benevolent (charitable) giving	Total income for designated causes including capital campaign and other special projects	Equitable Compensation Funds	Advanced Special, apportioned and connectional funds received by church	Other grants and financial support from institutional sources	Total income from connectional and other institutional sources outside the local church
	68.c	68.d	68	69.a	69.b	69.c	69
KENNEDYVILLE	-	275	275	-	-	-	-
KINGSTREE	-	2,419	9,056	-	-	-	-
LAKE CITY	-	45,519	54,093	-	-	-	-
LAKE POINT	-	-	-	-	-	-	-
LANE	-	-	-	-	-	-	-
LEWIS CHAPEL	-	-	-	-	-	-	-
LIBERTY CHAPEL	-	-	-	-	-	-	-
LONG BRANCH	-	-	-	-	-	-	-
LYNCHBURG	-	-	-	-	-	-	-
MANNING	-	11,990	39,170	-	-	-	-
MILLWOOD	-	-	-	-	-	-	-
MT BEULAH	-	423	423	3,573	-	-	3,573
MT SEAL	-	-	-	-	-	-	-
MT VERNON	-	988	7,348	-	-	-	-
MT ZION/FLORENCE	-	-	-	2,519	-	-	2,519
MT ZION/KINGSTREE	-	1,500	1,500	-	-	-	-
MT ZION/TIMMONSVILLE	-	-	-	-	-	-	-
NAZARETH	-	-	3,752	-	-	-	-
NEW HAVEN	-	-	-	-	-	-	-
NEW ZION	-	-	5,780	-	-	-	-
NINEVAH	-	-	-	-	-	-	-
OLD JOHNSONVILLE	-	-	-	-	-	-	-
PAMPLICO	-	1,250	5,075	-	-	-	-
PAXVILLE	-	-	5,833	-	-	-	-
PERGAMOS	-	425	625	-	-	-	-
PINE GROVE	-	-	2,870	1,400	-	-	1,400
PINEWOOD	-	-	545	-	-	-	-
PISGAH	-	4,491	12,849	-	-	-	-
PROSPECT	-	-	-	-	-	-	-
QUINBY	-	-	1,515	-	-	-	-
SALEM/FLORENCE	-	-	-	-	-	-	-
SALEM/TIMMONSVILLE	-	-	4,354	-	-	-	-
SCRANTON	-	1,899	2,049	-	-	-	-
SHILOH/TURBEVILLE	-	907	1,682	1,405	-	-	1,405

FLORENCE DISTRICT	TABLE NO. 3 STATISTICAL REPORT (continued)						
	Capital Campaign and Other Designated Projects			Institutional Support			
Church Name	Other Sources & Projects	Amount received for Special Sundays, General Advance Specials, World Service Specials, Conference Advance Specials and other forms of directed benevolent (charitable) giving	Total income for designated causes including capital campaign and other special projects	Equitable Compensation Funds	Advanced Special, apportioned and connectional funds received by church	Other grants and financial support from institutional sources	Total income from connectional and other institutional sources outside the local church
	68.c	68.d	68	69.a	69.b	69.c	69
ST JOHN/LAKE CITY	-	735	77,419	-	-	-	-
ST JOHN/SCRANTON	-	210	210	-	-	-	-
ST JOHN/SHILOH	-	1,500	1,500	-	-	-	-
ST LUKE/KINGSTREE	-	287	287	-	-	-	-
ST LUKE/LAKE CITY	-	-	-	-	-	-	-
ST LUKE/LYNCHBURG	-	-	-	-	-	-	-
ST LUKE/TIMMONSVILLE	-	-	-	-	-	-	-
ST MARY	-	-	-	-	-	-	-
ST MICHAEL	-	300	300	-	400	-	400
ST PAUL / MORRISVILLE	-	-	-	-	-	-	-
ST PAUL/COWARD	-	-	-	-	-	-	-
ST PAUL/ELLIOTT	-	-	-	-	-	-	-
ST PAUL/FLORENCE	-	-	41,907	-	-	-	-
ST PAUL/KINGSTREE	-	15,075	75,275	12,562	-	-	12,562
ST PAUL/WISACKY	-	-	-	-	1,250	-	1,250
SUMMERTON	-	-	1,690	-	-	-	-
SUTTONS	-	-	-	-	-	-	-
TABERNACLE	-	-	-	-	-	-	-
TIMMONSVILLE	80	-	655	-	-	-	-
TRINITY/JOHNSONVILLE	-	-	2,436	-	-	-	-
TRINITY/LYNCHBURG	-	-	-	-	-	-	-
TRINITY/NEW ZION	-	-	-	-	-	-	-
TRIO	-	-	-	-	-	-	-
UNION/HEMINGWAY	1,650	910	5,222	-	-	-	-
UNION/MANNING	-	-	1,476	-	-	-	-
VOX MEMORIAL	-	-	5,500	-	-	-	-
WARREN CHAPEL	-	-	-	-	-	-	-
WESLEY	-	485	485	-	-	-	-
WESLEY/LAKE CITY	-	1,795	36,159	-	-	9,048	9,048
WILSON CHAPEL	-	-	-	-	-	-	-
ZOAR	-	1,514	1,914	-	-	-	-
TOTAL	**10,331**	**151,441**	**815,832**	**51,308**	**1,650**	**88,048**	**141,006**

GREENVILLE DISTRICT	TABLE NO. 1 STATISTICAL REPORT															
	Church Membership															
Church Name	Total Professing Members at Close of last year	Received this year on Profession of Christian Faith	Restored by affirmation	Correct previous year's reporting errors of total professing membership numbers by addition	Transferred in from other United Methodist Churches	Transferred in from non-United Methodist churches	Removed by Charge Conference Action	Withdrawn from Professing Membership	Correct previous year's reporting errors of total professing membership numbers by subtraction	Transferred out to other United Methodist Churches	Transferred out to non-United Methodist Churches	Removed by death	Total Professing Members at close of this year	Asian	African American/Black	Hispanic/Latino
	1	2.a	2.b	2.c	3	4	5.a	5.b	5.c	6	7	8	9	9.a	9.b	9.c
ADVENT	1,453	34	-	-	32	16	-	-	-	18	8	2	1,507	3	3	-
ALDERSGATE	1,476	16	-	-	14	7	1	-	-	13	8	10	1,481	-	-	-
ALLEN VIEW	56	-	-	-	2	1	-	-	-	-	-	-	59	-	56	3
ANTIOCH	50	-	-	-	-	-	-	-	-	1	-	3	46	-	-	1
AUGUSTA ROAD	371	1	-	-	1	2	-	-	-	-	-	4	371	-	3	-
BEREA FRIENDSHIP	276	4	1	-	2	1	-	-	-	-	-	6	278	-	-	-
BETHEL/GREER	112	1	2	-	-	1	-	-	-	-	-	1	115	-	115	-
BETHEL/SIMPSONVILLE	74	-	-	-	-	1	-	-	-	1	-	1	73	-	-	-
BETHEL/WEST GREENVILLE	42	-	-	-	-	-	-	-	-	-	-	2	40	-	-	-
BETHLEHEM	79	-	-	-	-	-	-	-	-	-	-	1	78	-	78	-
BRAMLETT	267	2	-	-	-	3	9	-	-	3	4	4	252	-	-	-
BRANDON	42	1	-	-	-	2	-	-	-	-	2	1	42	-	1	-
BUNCOMBE STREET	2,363	43	2	-	23	19	-	3	-	8	8	31	2,400	-	3	4
CHRIST	147	-	-	-	-	2	-	-	-	-	-	1	148	-	1	19
COVENANT	1,170	42	13	14	19	15	-	6	-	11	-	8	1,248	3	3	4
DACUSVILLE	159	3	-	-	-	-	-	-	-	1	3	4	154	-	-	-
DIALS	213	-	-	-	-	2	-	-	-	-	-	5	210	-	-	-
DISCIPLES	277	5	-	-	5	2	-	-	-	2	-	3	284	-	65	1
DUNEAN	47	6	-	-	1	1	-	-	-	-	-	1	54	-	1	-
EBENEZER	93	-	-	10	-	-	-	1	-	-	-	3	99	1	-	-
EMMA GRAY MEMORIAL	172	-	-	-	-	1	-	-	-	-	-	4	169	-	-	-
FAITH	67	-	-	-	-	-	-	2	25	-	-	1	39	-	-	-
FEWS CHAPEL	63	-	-	-	2	-	-	-	-	3	-	2	60	-	-	-
FRANCIS ASBURY	211	1	2	-	2	-	-	-	-	-	3	6	207	2	-	-
GRACE/GREER	169	2	-	-	6	2	-	-	-	3	-	2	174	-	-	-
GRACE/WOODRUFF	60	-	-	-	-	-	-	-	-	-	1	2	57	-	-	-
GRAY COURT	21	1	-	-	-	-	-	-	-	-	-	-	22	-	-	-
GREEN POND	206	-	-	-	2	2	6	-	10	5	5	-	184	-	-	-
GREENVILLE KOREAN MISSION	71	3	1	2	2	12	-	2	-	-	4	-	85	79	2	-
HOPEWELL	135	-	2	-	2	-	-	-	-	5	4	-	130	2	1	-
JACKSON GROVE	113	-	-	-	-	-	-	3	-	2	-	2	106	-	-	-
JOHN WESLEY	195	2	-	-	-	-	-	-	-	-	-	1	196	-	196	-
LAUREL CREEK	157	-	-	-	-	3	-	-	-	3	-	1	156	-	156	-
LAURENS ROAD	156	3	-	-	3	-	-	-	-	-	-	-	162	-	-	-

GREENVILLE DISTRICT	TABLE NO. 1 STATISTICAL REPORT															
	Church Membership															
Church Name	Total Professing Members at Close of last year	Received this year on Profession of Christian Faith	Restored by affirmation	Correct previous year's reporting errors of total professing membership numbers by addition	Transferred in from other United Methodist Churches	Transferred in from non-United Methodist churches	Removed by Charge Conference Action	Withdrawn from Professing Membership	Correct previous year's reporting errors of total professing membership numbers by subtraction	Transferred out to other United Methodist Churches	Transferred out to non-United Methodist Churches	Removed by death	Total Professing Members at close of this year	Asian	African American/Black	Hispanic/Latino
	1	2.a	2.b	2.c	3	4	5.a	5.b	5.c	6	7	8	9	9.a	9.b	9.c
LEBANON	61	1	-	-	1	6	-	-	-	-	-	3	66	-	-	-
LEE ROAD	531	9	3	-	11	3	81	-	-	2	2	5	467	4	1	-
LIBERTY	72	-	-	-	-	-	-	-	-	-	-	-	72	1	-	-
LIBERTY HILL	197	3	-	-	-	-	-	-	-	-	-	2	198	-	-	-
MAULDIN	1,863	42	-	-	31	26	-	14	-	16	6	10	1,916	10	3	13
MCBEE CHAPEL	13	-	-	-	-	-	-	-	-	-	3	-	10	-	-	-
MEMORIAL	589	3	-	-	7	9	-	-	-	3	8	13	584	1	2	4
MINUS CHAPEL	39	-	-	-	-	-	-	-	-	-	-	-	39	-	39	-
MONAGHAN	77	1	-	5	-	-	-	-	-	-	2	1	80	-	-	-
MOUNTAIN VIEW	252	-	-	-	6	6	-	-	-	-	-	2	262	-	-	-
NEW BEGINNINGS MISSION	65	-	-	-	-	-	-	-	-	-	-	-	65	-	65	-
NORTH GREENVILLE	-	3	-	-	174	-	-	-	-	-	-	2	175	-	160	-
NORTHSIDE	271	-	1	-	2	2	-	-	-	5	-	8	263	-	-	-
OAK HILL	80	1	-	-	-	-	-	-	-	-	1	2	78	-	-	-
OWINGS	10	-	-	-	-	-	-	-	1	-	-	-	9	-	-	-
PIEDMONT	252	3	-	-	3	4	-	-	-	-	1	2	259	-	-	-
PIEDMONT PARK	75	4	-	-	2	5	-	-	-	-	2	3	81	-	-	-
PISGAH/FORK SHOALS	100	-	-	-	1	-	-	-	-	-	-	1	100	-	-	-
SALEM	264	1	-	-	-	-	-	-	-	4	-	4	257	-	-	-
SHARON	279	3	-	-	3	4	-	-	-	-	-	7	282	-	-	-
SHILOH	102	-	-	-	1	1	-	-	-	-	-	3	101	-	-	-
SIMPSONVILLE	1,273	21	-	13	17	16	-	-	10	10	8	6	1,306	1	1	-
SLATER	81	-	-	-	-	-	-	-	-	1	-	-	80	-	-	-
ST LUKE	86	-	-	-	-	-	-	-	-	86	-	-	-	-	-	-
ST JOHN	80	-	-	-	-	-	-	-	-	79	1	-	-	-	-	-
MT CARMEL	9	-	-	-	-	-	-	-	-	9	-	-	-	-	-	-
ST JOHN/GREENVILLE	39	-	-	-	-	-	-	-	-	-	1	2	36	-	5	-
ST MARK/GREENVILLE	136	-	-	-	1	-	15	-	-	-	-	7	115	-	-	-
ST MARK/TAYLORS	389	-	-	-	-	-	2	-	10	1	-	3	373	-	361	-
ST MATTHEW/GREENVILLE	522	9	2	-	8	7	-	-	-	2	-	2	544	1	2	-
ST MATTHEW/TAYLORS	129	-	-	-	-	-	-	-	-	2	-	5	122	-	119	-
ST PAUL/GREENVILLE	124	2	-	-	4	4	-	-	-	-	3	5	126	-	-	-
ST PAUL/GREER	106	2	3	-	1	-	-	-	-	-	-	1	111	-	111	-
TRAVELERS REST	409	4	-	-	4	3	-	2	-	5	4	2	407	-	-	-

GREENVILLE DISTRICT	TABLE NO. 1 STATISTICAL REPORT															
	Church Membership															
Church Name	Total Professing Members at Close of last year	Received this year on Profession of Christian Faith	Restored by affirmation	Correct previous year's reporting errors of total professing membership numbers by addition	Transferred in from other United Methodist Churches	Transferred in from non-United Methodist churches	Removed by Charge Conference Action	Withdrawn from Professing Membership	Correct previous year's reporting errors of total professing membership numbers by subtraction	Transferred out to other United Methodist Churches	Transferred out to non-United Methodist Churches	Removed by death	Total Professing Members at close of this year	Asian	African American/Black	Hispanic/Latino
	1	2.a	2.b	2.c	3	4	5.a	5.b	5.c	6	7	8	9	9.a	9.b	9.c
TRINITY/FOUNTAIN INN	489	1	-	-	1	-	89	-	-	5	-	3	394	-	-	-
TRINITY/GRAY COURT	28	-	-	-	-	-	-	-	-	-	-	-	28	-	-	-
TRINITY/GREENVILLE	437	4	-	-	4	2	-	-	-	2	-	6	439	-	-	-
VICTOR	141	-	-	-	-	-	-	-	-	-	4	6	131	-	-	-
WESLEY CHAPEL	170	2	-	-	-	2	-	-	-	-	-	1	173	-	173	-
WOOD'S CHAPEL	70	-	-	-	3	2	-	-	-	-	-	3	72	-	-	-
ZOAR	74	6	-	-	4	2	-	-	-	-	1	3	82	-	-	-
TOTALS	**20,547**	**295**	**32**	**44**	**407**	**199**	**203**	**33**	**56**	**311**	**97**	**235**	**20,589**	**108**	**1,726**	**49**

GREENVILLE DISTRICT	TABLE NO. 1 STATISTICAL REPORT (continued)													
	Church Membership (continued)											Christian Formation Groups		
Church Name	Native American	Pacific Islander	White	Multi-Racial	Females	Males	Average attendance at all weekly worship services	Number of persons baptized this year (all ages)	Total Baptized Members who have not become Professing Members	Number of other constituents	Total enrolled in confirmation classes This Year	Number of Children in all Christian formation groups and other small group ministries 0-11	Number of Youth in all Christian formation groups and other small group ministries 12-18	Number of Young Adults in all Christian formation groups and other small group ministries 19-30
	9.d	9.e	9.f	9.g	9.h	9.i	10	11	12	13	14	15	16	17
ADVENT	1	-	1,500	-	814	693	728	14	378	426	28	239	212	15
ALDERSGATE	-	1	1,480	-	795	686	436	5	303	-	13	97	150	45
ALLEN VIEW	-	-	-	-	20	39	30	-	2	7	5	5	2	-
ANTIOCH	-	-	45	-	25	21	35	-	-	18	-	-	-	-
AUGUSTA ROAD	-	-	368	-	214	157	137	1	15	1	5	23	15	14
BEREA FRIENDSHIP	-	-	277	1	163	115	116	2	18	32	3	4	6	5
BETHEL/GREER	-	-	-	-	79	36	70	-	-	-	-	12	8	15
BETHEL/SIMPSONVILLE	-	-	73	-	41	32	41	1	-	9	-	1	2	-
BETHEL/WEST GREENVILLE	-	-	40	-	27	13	24	-	-	5	-	1	1	1
BETHLEHEM	-	-	-	-	49	29	50	-	-	-	-	2	10	-
BRAMLETT	-	-	252	-	137	115	80	2	9	2	2	14	8	10
BRANDON	-	-	41	-	26	16	15	1	-	-	-	-	-	-
BUNCOMBE STREET	-	-	2,393	-	1,320	1,080	969	40	391	140	37	449	241	120
CHRIST	-	-	128	-	90	58	102	1	-	-	2	12	-	-
COVENANT	1	1	1,237	-	650	598	662	11	164	121	24	180	183	36
DACUSVILLE	-	-	154	-	95	59	81	5	2	36	2	27	7	12
DIALS	-	-	210	-	122	88	65	-	14	-	-	10	2	2
DISCIPLES	7	-	201	10	177	107	106	4	22	30	3	17	12	12
DUNEAN	-	-	53	-	34	20	31	3	-	37	-	8	1	-
EBENEZER	-	-	96	2	58	41	62	6	24	24	-	14	-	-
EMMA GRAY MEMORIAL	-	-	169	-	72	97	45	1	-	-	-	4	3	4
FAITH	-	-	39	-	26	13	28	-	-	4	-	-	-	-
FEWS CHAPEL	-	-	60	-	32	28	35	1	3	3	-	6	-	4
FRANCIS ASBURY	-	-	200	5	123	84	90	3	2	3	-	12	4	6
GRACE/GREER	-	-	174	-	110	64	82	3	23	12	-	11	7	18
GRACE/WOODRUFF	-	-	57	-	30	27	18	-	-	4	-	-	-	-
GRAY COURT	-	-	22	-	13	9	13	-	-	-	-	-	3	-
GREEN POND	1	-	183	-	107	77	96	-	28	40	-	17	14	11
GREENVILLE KOREAN MISSION	-	-	4	-	61	24	52	2	-	11	-	7	9	7
HOPEWELL	-	-	126	1	73	57	70	5	21	23	4	16	8	6
JACKSON GROVE	-	-	106	-	71	35	33	-	11	-	-	-	-	-
JOHN WESLEY	-	-	-	-	106	90	95	1	9	-	-	10	-	-
LAUREL CREEK	-	-	-	-	99	57	55	1	-	2	-	-	4	7
LAURENS ROAD	-	-	162	-	83	79	37	-	-	-	3	4	4	1

GREENVILLE DISTRICT	TABLE NO. 1 STATISTICAL REPORT (continued)													
	Church Membership (continued)											Christian Formation Groups		
Church Name	Native American	Pacific Islander	White	Multi-Racial	Females	Males	Average attendance at all weekly worship services	Number of persons baptized this year (all ages)	Total Baptized Members who have not become Professing Members	Number of other constituents	Total enrolled in confirmation classes This Year	Number of Children in all Christian formation groups and other small group ministries 0-11	Number of Youth in all Christian formation groups and other small group ministries 12-18	Number of Young Adults in all Christian formation groups and other small group ministries 19-30
	9.d	9.e	9.f	9.g	9.h	9.i	10	11	12	13	14	15	16	17
LEBANON	-	-	66	-	40	26	25	1	-	15	-	3	2	-
LEE ROAD	2	-	457	3	260	207	210	3	25	45	8	30	25	15
LIBERTY	-	-	71	-	40	32	22	-	-	-	-	-	-	-
LIBERTY HILL	-	-	198	-	122	76	60	2	-	17	4	4	9	11
MAULDIN	-	-	1,890	-	1,038	878	710	23	398	139	54	111	63	33
MCBEE CHAPEL	-	-	10	-	6	4	5	-	-	-	-	-	-	-
MEMORIAL	-	1	576	-	333	251	255	12	137	50	-	33	20	36
MINUS CHAPEL	-	-	-	-	34	5	20	-	-	-	-	3	3	1
MONAGHAN	-	-	80	-	53	27	34	-	-	-	-	-	-	2
MOUNTAIN VIEW	-	-	262	-	151	111	97	1	1	24	7	16	15	3
NEW BEGINNINGS MISSION	-	-	-	-	40	25	35	2	2	-	-	3	10	2
NORTH GREENVILLE	-	-	10	5	115	60	95	-	40	25	-	5	4	-
NORTHSIDE	-	-	263	-	151	112	66	3	6	13	-	7	-	-
OAK HILL	-	-	78	-	41	37	25	-	-	6	-	-	-	-
OWINGS	-	-	9	-	7	2	8	-	-	1	-	-	-	-
PIEDMONT	-	-	259	-	148	111	71	3	-	8	-	25	21	12
PIEDMONT PARK	-	-	81	-	45	36	30	4	-	3	-	3	2	-
PISGAH/FORK SHOALS	-	-	100	-	59	41	40	1	5	1	-	9	5	3
SALEM	-	-	257	-	160	97	92	2	55	15	-	19	14	1
SHARON	-	-	282	-	157	125	124	5	30	52	-	38	28	13
SHILOH	-	-	101	-	51	50	30	-	4	-	-	-	-	-
SIMPSONVILLE	1	-	1,302	1	698	608	470	7	229	187	18	116	107	30
SLATER	-	-	80	-	46	34	36	3	8	7	-	13	3	-
ST LUKE	-	-	-	-	-	-	40	-	7	4	-	1	-	20
ST JOHN	-	-	-	-	-	-	40	-	36	14	-	5	2	-
MT CARMEL	-	-	-	-	-	-	9	-	-	-	1	-	1	2
ST JOHN/GREENVILLE	-	-	31	-	29	7	10	-	-	-	-	-	-	-
ST MARK/GREENVILLE	-	-	115	-	80	35	45	-	-	-	-	-	-	-
ST MARK/TAYLORS	-	-	9	3	207	166	145	-	-	21	-	37	39	66
ST MATTHEW/GREENVILLE	-	-	541	-	291	253	252	9	96	62	9	78	38	46
ST MATTHEW/TAYLORS	-	-	1	2	74	48	50	1	-	-	-	20	2	-
ST PAUL/GREENVILLE	-	-	126	-	83	43	67	9	13	15	2	12	-	4
ST PAUL/GREER	-	-	-	-	85	26	62	-	-	-	-	3	3	2
TRAVELERS REST	-	-	407	-	231	176	180	-	43	60	-	27	10	10

GREENVILLE DISTRICT	TABLE NO. 1 STATISTICAL REPORT (continued)													
	Church Membership (continued)											Christian Formation Groups		
Church Name	Native American	Pacific Islander	White	Multi-Racial	Females	Males	Average attendance at all weekly worship services	Number of persons baptized this year (all ages)	Total Baptized Members who have not become Professing Members	Number of other constituents	Total enrolled in confirmation classes This Year	Number of Children in all Christian formation groups and other small group ministries 0-11	Number of Youth in all Christian formation groups and other small group ministries 12-18	Number of Young Adults in all Christian formation groups and other small group ministries 19-30
	9.d	9.e	9.f	9.g	9.h	9.i	10	11	12	13	14	15	16	17
TRINITY/FOUNTAIN INN	-	-	394	-	250	144	120	-	-	8	-	25	20	10
TRINITY/GRAY COURT	-	-	28	-	18	10	22	-	-	-	-	2	-	-
TRINITY/GREENVILLE	-	-	439	-	243	196	101	6	6	23	9	8	10	27
VICTOR	-	-	131	-	78	53	40	-	-	8	1	-	1	-
WESLEY CHAPEL	-	-	-	-	61	112	65	2	-	4	15	13	15	8
WOOD'S CHAPEL	-	-	72	-	46	26	32	-	-	-	-	2	-	-
ZOAR	-	-	82	-	47	35	22	-	2	5	-	2	-	-
TOTALS	**13**	**3**	**18,658**	**33**	**11,560**	**9,029**	**8,451**	**212**	**2,582**	**1,822**	**259**	**1,875**	**1,388**	**708**

GREENVILLE DISTRICT	TABLE NO 1 STATISTICAL REPORT (continued)									
	Christian Formation Groups (continued)								UMMen	
Church Name	Number of Other Adults in all Christian formation groups and other small group ministries 31 and older	Total Christian formation participants	Average weekly attendance (all ages) in Sunday Church school	Number of persons (all ages) active in covenant discipleship groups	Number of participants in Vacation Bible School	Number of ongoing classes (all ages) for learning in Sunday Church School	Number of ongoing classes for learning (all ages) other than Sunday Church School	Number of short-term classes and groups (all ages) for learning	Membership in United Methodist Men	Amount Paid for Projects UMM
	18	19	20	21	22	23	24	25	26	27
ADVENT	472	938	251	102	220	24	24	22	60	1,000
ALDERSGATE	385	677	275	2	100	30	9	26	40	10,000
ALLEN VIEW	12	19	16	9	-	2	1	-	15	-
ANTIOCH	8	8	6	-	-	-	1	4	-	-
AUGUSTA ROAD	72	124	68	20	25	10	5	6	23	1,000
BEREA FRIENDSHIP	25	40	53	20	25	8	-	2	10	-
BETHEL/GREER	-	35	28	-	60	5	1	2	7	-
BETHEL/SIMPSONVILLE	15	18	15	-	-	3	-	-	12	288
BETHEL/WEST GREENVILLE	16	19	13	-	-	1	-	1	5	-
BETHLEHEM	28	40	24	-	20	-	5	48	12	-
BRAMLETT	10	42	60	-	50	5	4	1	15	800
BRANDON	-	-	-	-	-	1	-	-	-	-
BUNCOMBE STREET	1,788	2,598	749	194	250	20	41	82	85	1,000
CHRIST	-	12	24	-	24	2	-	1	-	-
COVENANT	543	942	298	305	150	39	4	20	60	3,350
DACUSVILLE	62	108	32	6	96	3	3	4	-	-
DIALS	35	49	30	-	30	6	2	3	-	-
DISCIPLES	44	85	33	40	86	7	7	5	-	-
DUNEAN	32	41	41	-	-	4	1	1	15	700
EBENEZER	45	59	62	15	55	3	2	-	-	-
EMMA GRAY MEMORIAL	20	31	20	-	21	3	-	1	15	250
FAITH	18	18	10	-	-	2	-	2	10	150
FEWS CHAPEL	15	25	18	-	-	3	-	1	-	-
FRANCIS ASBURY	90	112	112	63	41	27	8	9	6	8
GRACE/GREER	56	92	54	-	37	7	1	2	12	500
GRACE/WOODRUFF	16	16	14	-	-	1	-	-	-	-
GRAY COURT	7	10	8	-	-	2	-	-	-	-
GREEN POND	43	85	45	-	40	6	1	3	7	-
GREENVILLE KOREAN MISSION	-	23	12	-	15	3	-	8	-	-
HOPEWELL	14	44	28	18	48	5	2	3	-	-
JACKSON GROVE	20	20	9	-	-	1	1	-	-	-
JOHN WESLEY	25	35	35	-	60	4	3	-	20	5,000
LAUREL CREEK	5	16	36	22	22	5	-	1	22	-
LAURENS ROAD	2	11	35	-	40	3	-	-	15	850

GREENVILLE DISTRICT	TABLE NO 1 STATISTICAL REPORT (continued)									
	Christian Formation Groups (continued)							UMMen		
Church Name	Number of Other Adults in all Christian formation groups and other small group ministries 31 and older	Total Christian formation participants	Average weekly attendance (all ages) in Sunday Church school	Number of persons (all ages) active in covenant discipleship groups	Number of participants in Vacation Bible School	Number of ongoing classes (all ages) for learning in Sunday Church School	Number of ongoing classes for learning (all ages) other than Sunday Church School	Number of short-term classes and groups (all ages) for learning	Membership in United Methodist Men	Amount Paid for Projects UMM
	18	19	20	21	22	23	24	25	26	27
LEBANON	16	21	16	6	-	2	2	1	12	200
LEE ROAD	100	170	115	23	52	14	5	10	25	2,914
LIBERTY	-	-	10	-	-	-	-	-	-	-
LIBERTY HILL	25	49	32	6	25	4	1	-	15	250
MAULDIN	406	613	298	20	217	30	9	22	43	4,739
MCBEE CHAPEL	-	-	-	-	-	-	-	-	-	-
MEMORIAL	260	349	94	-	62	16	-	5	30	-
MINUS CHAPEL	9	16	8	-	-	2	2	-	-	-
MONAGHAN	20	22	15	20	-	2	15	-	-	-
MOUNTAIN VIEW	45	79	40	15	35	6	8	1	20	1,100
NEW BEGINNINGS MISSION	20	35	13	-	15	2	2	-	8	300
NORTH GREENVILLE	15	24	20	-	-	20	-	-	-	-
NORTHSIDE	30	37	18	-	12	3	1	-	-	-
OAK HILL	8	8	8	12	-	-	2	1	-	-
OWINGS	-	-	8	-	-	1	1	-	-	-
PIEDMONT	42	100	40	15	27	6	2	1	-	-
PIEDMONT PARK	12	17	15	-	-	17	-	-	4	150
PISGAH/FORK SHOALS	5	22	28	-	31	4	1	1	5	-
SALEM	51	85	62	-	51	9	-	2	10	-
SHARON	36	115	81	-	100	9	4	4	15	-
SHILOH	12	12	8	-	-	1	-	2	-	-
SIMPSONVILLE	319	572	243	12	254	25	4	26	23	1,000
SLATER	16	32	11	-	-	2	2	-	-	-
ST LUKE	15	36	6	6	-	1	-	-	10	-
ST JOHN	15	22	15	-	-	-	-	-	10	-
MT CARMEL	6	9	-	-	-	-	-	-	2	-
ST JOHN/GREENVILLE	-	-	-	-	-	-	-	-	-	-
ST MARK/GREENVILLE	-	-	30	-	2	-	-	-	-	278
ST MARK/TAYLORS	231	373	37	14	100	4	2	1	10	4,282
ST MATTHEW/GREENVILLE	127	289	146	-	140	16	3	4	-	-
ST MATTHEW/TAYLORS	15	37	10	-	24	2	-	1	20	1,414
ST PAUL/GREENVILLE	51	67	45	-	14	6	3	2	-	-
ST PAUL/GREER	11	19	15	-	-	2	1	2	9	-
TRAVELERS REST	45	92	83	25	60	13	6	2	20	6,500

GREENVILLE DISTRICT	TABLE NO 1 STATISTICAL REPORT (continued)									
	Christian Formation Groups (continued)								UMMen	
Church Name	Number of Other Adults in all Christian formation groups and other small group ministries 31 and older	Total Christian formation participants	Average weekly attendance (all ages) in Sunday Church school	Number of persons (all ages) active in covenant discipleship groups	Number of participants in Vacation Bible School	Number of ongoing classes (all ages) for learning in Sunday Church School	Number of ongoing classes for learning (all ages) other than Sunday Church School	Number of short-term classes and groups (all ages) for learning	Membership in United Methodist Men	Amount Paid for Projects UMM
	18	19	20	21	22	23	24	25	26	27
TRINITY/FOUNTAIN INN	38	93	65	18	50	8	2	3	40	2,000
TRINITY/GRAY COURT	8	10	5	-	-	2	1	-	-	-
TRINITY/GREENVILLE	90	135	55	56	76	7	6	16	-	-
VICTOR	30	31	17	-	-	3	1	1	-	-
WESLEY CHAPEL	13	49	20	8	30	4	1	2	15	-
WOOD'S CHAPEL	10	12	12	-	-	-	2	-	-	-
ZOAR	15	17	8	-	12	1	1	-	16	300
TOTALS	**6,090**	**10,061**	**4,266**	**1,072**	**2,904**	**489**	**216**	**368**	**828**	**50,323**

GREENVILLE DISTRICT	TABLE NO. 1 STATISTICAL REPORT (continued)									
	UMWomen		UMVIM		Mission Teams		Community Ministries			
Church Name	Membership in United Methodist Women	Amount paid for local church and community work UMW	Number UMVIM teams sent from Local church	Number of persons sent out on UMVIM teams from this local church	Number of other mission teams sent from this local church	Number of persons sent out on other mission teams from this local church	Number of community ministries for daycare and/or education	Number of persons served by community ministries for daycare and/or education	Number of community ministries for outreach, justice, and mercy	Number of persons served by community ministries for outreach, justice, and mercy
	28	29	30.a	30.b	31.a	31.b	32	33	34	35
ADVENT	88	3,800	-	-	6	191	2	100	2	254
ALDERSGATE	124	20,000	1	-	4	150	1	100	-	-
ALLEN VIEW	10	-	-	-	-	-	-	-	4	300
ANTIOCH	-	-	-	-	1	1	-	-	6	225
AUGUSTA ROAD	9	1,000	-	-	4	39	1	20	3	10
BEREA FRIENDSHIP	25	50	-	-	1	8	1	50	1	35
BETHEL/GREER	18	-	-	-	-	-	-	-	5	190
BETHEL/SIMPSONVILLE	15	1,117	-	-	4	-	-	-	-	-
BETHEL/WEST GREENVILLE	9	533	-	-	-	1	-	-	-	-
BETHLEHEM	20	-	-	-	2	-	-	-	2	5
BRAMLETT	28	500	-	-	-	-	-	-	3	100
BRANDON	-	-	-	-	-	-	-	-	1	15
BUNCOMBE STREET	140	2,500	4	19	6	20	2	200	10	9,000
CHRIST	15	300	-	-	-	-	-	-	-	-
COVENANT	16	-	-	-	-	-	-	-	2	36
DACUSVILLE	26	-	-	-	-	18	-	-	10	325
DIALS	-	-	-	-	-	-	-	-	6	12,000
DISCIPLES	30	-	-	-	-	7	1	112	6	200
DUNEAN	-	-	-	-	6	12	1	12	1	112
EBENEZER	-	-	-	-	2	10	-	-	5	150
EMMA GRAY MEMORIAL	10	560	-	-	-	-	-	-	5	61
FAITH	12	862	-	-	-	-	-	-	-	-
FEWS CHAPEL	-	-	-	-	2	-	-	-	45	45
FRANCIS ASBURY	67	7	54	-	2	6	11	182	4	63
GRACE/GREER	25	250	-	-	2	8	-	-	5	200
GRACE/WOODRUFF	9	-	-	-	-	-	-	-	-	-
GRAY COURT	-	-	-	-	-	-	-	-	-	-
GREEN POND	23	250	-	-	-	2	-	-	1	612
GREENVILLE KOREAN MISSION	-	-	-	-	-	-	-	-	-	-
HOPEWELL	28	245	-	-	1	5	1	42	3	385
JACKSON GROVE	-	-	-	-	-	3	-	-	1	15
JOHN WESLEY	25	2,000	-	-	-	-	-	-	1	150
LAUREL CREEK	28	-	-	-	-	-	-	-	2	50
LAURENS ROAD	18	2,000	-	-	-	-	-	-	-	-

GREENVILLE DISTRICT	TABLE NO. 1 STATISTICAL REPORT (continued)									
	UMWomen		UMVIM		Mission Teams		Community Ministries			
Church Name	Membership in United Methodist Women	Amount paid for local church and community work UMW	Number UMVIM teams sent from Local church	Number of persons sent out on UMVIM teams from this local church	Number of other mission teams sent from this local church	Number of persons sent out on other mission teams from this local church	Number of community ministries for daycare and/or education	Number of persons served by community ministries for daycare and/or education	Number of community ministries for outreach, justice, and mercy	Number of persons served by community ministries for outreach, justice, and mercy
	28	29	30.a	30.b	31.a	31.b	32	33	34	35
LEBANON	15	250	-	-	-	-	-	-	4	100
LEE ROAD	40	540	-	-	3	9	1	65	6	200
LIBERTY	-	-	-	-	-	-	-	-	-	-
LIBERTY HILL	13	300	-	-	-	14	-	-	6	-
MAULDIN	106	1,107	-	-	9	82	2	177	7	1,082
MCBEE CHAPEL	-	-	-	-	-	-	-	-	-	-
MEMORIAL	72	1,999	-	2	1	27	2	79	4	500
MINUS CHAPEL	8	-	-	-	-	-	-	-	3	1
MONAGHAN	-	-	-	-	-	10	-	-	3	40
MOUNTAIN VIEW	20	778	-	-	2	8	-	-	-	-
NEW BEGINNINGS MISSION	22	340	-	-	-	-	1	10	2	150
NORTH GREENVILLE	19	-	-	-	-	-	-	-	-	-
NORTHSIDE	37	1,405	-	-	-	-	-	-	-	-
OAK HILL	8	105	-	-	-	-	-	-	1	35
OWINGS	-	-	-	-	-	-	-	-	3	50
PIEDMONT	17	270	-	-	-	-	-	-	3	40
PIEDMONT PARK	8	722	-	-	-	-	-	-	4	500
PISGAH/FORK SHOALS	22	190	-	-	-	3	1	70	1	40
SALEM	22	1,477	-	-	1	7	-	-	2	150
SHARON	42	627	-	-	-	-	-	-	12	1,300
SHILOH	-	-	-	-	-	-	-	-	6	12,000
SIMPSONVILLE	89	3,125	-	-	4	54	3	310	1	60
SLATER	8	200	-	-	2	4	-	-	-	-
ST LUKE	15	-	-	-	-	-	-	-	-	15
ST JOHN	15	-	-	-	-	-	-	-	-	-
MT CARMEL	4	-	-	-	-	-	-	3	6	6
ST JOHN/GREENVILLE	-	-	-	-	-	-	-	-	-	-
ST MARK/GREENVILLE	7	150	-	-	-	-	-	-	-	-
ST MARK/TAYLORS	34	1,618	-	-	2	30	-	-	7	3,500
ST MATTHEW/GREENVILLE	54	760	-	-	2	25	7	274	11	752
ST MATTHEW/TAYLORS	15	294	-	-	-	-	1	15	3	75
ST PAUL/GREENVILLE	-	-	-	-	-	2	-	-	2	25
ST PAUL/GREER	-	-	-	-	-	6	-	-	6	169
TRAVELERS REST	28	2,000	-	-	-	-	-	-	2	145

GREENVILLE DISTRICT	TABLE NO. 1 STATISTICAL REPORT (continued)									
	UMWomen		UMVIM		Mission Teams		Community Ministries			
Church Name	Membership in United Methodist Women	Amount paid for local church and community work UMW	Number UMVIM teams sent from Local church	Number of persons sent out on UMVIM teams from this local church	Number of other mission teams sent from this local church	Number of persons sent out on other mission teams from this local church	Number of community ministries for daycare and/or education	Number of persons served by community ministries for daycare and/or education	Number of community ministries for outreach, justice, and mercy	Number of persons served by community ministries for outreach, justice, and mercy
	28	29	30.a	30.b	31.a	31.b	32	33	34	35
TRINITY/FOUNTAIN INN	20	2,000	-	-	1	30	3	75	2	300
TRINITY/GRAY COURT	-	-	-	-	-	-	-	-	-	-
TRINITY/GREENVILLE	-	-	-	-	9	18	5	75	8	1,000
VICTOR	15	-	-	-	-	-	-	-	-	-
WESLEY CHAPEL	16	200	-	-	-	-	-	-	4	300
WOOD'S CHAPEL	-	-	-	-	-	-	-	-	2	-
ZOAR	-	-	-	-	-	-	2	15	2	100
TOTALS	**1,609**	**56,431**	**59**	**21**	**79**	**810**	**49**	**1,986**	**257**	**47,173**

GREENVILLE DISTRICT	TABLE NO. 2 STATISTICAL REPORT							
	Property and Assets				Apportionments			
Church Name	Market value of church land, buildings and equipment	Market value of other church-owned assets	Debts secured by church physical assets	Other debt	Total amount APPORTIONED to the local church for all causes paid to the AC Treasurer	Total amount PAID by the local church for all apportioned causes to the AC Treasurer	Total amount APPORTIONED to the local church for all apportioned causes directly paid to the DISTRICT	Total amount PAID by the local church for apportioned causes directly paid to the DISTRICT
	36	37	38	39	40.a	40.b	41.a	41.b
ADVENT	3,481,606	128,015	2,490,946	6,930	154,491	154,491	-	-
ALDERSGATE	11,959,464	521,506	-	466,067	113,088	84,816	-	-
ALLEN VIEW	365,000	2,996	-	500	4,838	4,038	-	-
ANTIOCH	485,000	53,450	-	-	7,739	7,739	-	-
AUGUSTA ROAD	2,153,000	97,000	400	-	19,607	30,929	-	-
BEREA FRIENDSHIP	157,000	2,945,000	-	-	31,284	31,284	-	-
BETHEL/GREER	1,293,000	2,768	290,433	-	9,602	3,594	-	-
BETHEL/SIMPSONVILLE	1,484,165	152,722	-	-	9,750	9,750	-	-
BETHEL/WEST GREENVILLE	2,182,000	142,450	-	-	5,806	5,806	-	-
BETHLEHEM	663,000	155,000	-	28,092	6,634	3,294	-	-
BRAMLETT	1,000,000	166,053	21,186	-	18,619	4,706	-	-
BRANDON	250,000	215	-	-	2,966	2,966	-	-
BUNCOMBE STREET	21,598,120	2,542,643	752,500	-	267,386	267,386	-	-
CHRIST	1,000,000	26,000	-	-	2,181	2,181	-	-
COVENANT	5,065,000	500,742	2,950,000	-	93,628	93,628	-	-
DACUSVILLE	1,291,500	30,236	-	-	14,924	14,924	-	-
DIALS	1,559,000	33,414	-	-	12,144	7,000	-	-
DISCIPLES	2,075,000	-	-	-	38,756	14,749	-	-
DUNEAN	1,330,000	707	6,678	-	6,744	2,046	-	-
EBENEZER	500,000	169,294	-	-	14,431	14,431	-	-
EMMA GRAY MEMORIAL	2,461,000	261,424	-	-	15,417	13,888	-	-
FAITH	1,582,000	65,501	-	-	7,388	7,388	-	-
FEWS CHAPEL	855,000	100,000	-	-	7,802	7,802	-	-
FRANCIS ASBURY	2,231,000	1,183	-	-	22,227	7,556	-	-
GRACE/GREER	1,310,000	53,584	-	-	10,161	10,161	-	-
GRACE/WOODRUFF	1,526,000	45,214	-	-	1,887	1,887	-	-
GRAY COURT	660,000	90,000	-	-	1,058	1,058	-	-
GREEN POND	2,072,900	170,785	-	-	12,669	13,744	-	-
GREENVILLE KOREAN MISSION	400,000	2,395	-	-	-	-	-	-
HOPEWELL	1,205,000	12,607	15,500	-	20,278	5,602	-	-
JACKSON GROVE	478,000	397,119	-	-	4,072	4,072	-	-
JOHN WESLEY	2,365,000	154,971	178,813	-	21,287	21,287	-	-
LAUREL CREEK	926,000	150,000	-	-	7,250	7,250	-	-
LAURENS ROAD	1,600,000	2,800	-	-	10,784	10,784	-	-

GREENVILLE DISTRICT	TABLE NO. 2 STATISTICAL REPORT							
	Property and Assets				Apportionments			
Church Name	Market value of church land, buildings and equipment	Market value of other church-owned assets	Debts secured by church physical assets	Other debt	Total amount APPORTIONED to the local church for all causes paid to the AC Treasurer	Total amount PAID by the local church for all apportioned causes to the AC Treasurer	Total amount APPORTIONED to the local church for all apportioned causes directly paid to the DISTRICT	Total amount PAID by the local church for apportioned causes directly paid to the DISTRICT
	36	37	38	39	40.a	40.b	41.a	41.b
LEBANON	703,000	67,063	-	-	4,155	1,736	-	-
LEE ROAD	3,368,000	57,000	54,000	-	41,480	22,183	-	-
LIBERTY	275,000	25,000	-	-	3,513	1,757	-	-
LIBERTY HILL	1,682,771	213,729	-	-	9,681	9,681	-	-
MAULDIN	11,535,500	366,241	1,840,000	-	106,411	106,411	-	-
MCBEE CHAPEL	168,000	38,162	-	-	1,344	1,344	-	-
MEMORIAL	7,036,000	2,620,667	780,250	-	63,623	51,830	-	-
MINUS CHAPEL	216,000	-	-	-	1,207	1,207	-	-
MONAGHAN	2,402,000	65,000	-	-	9,154	9,154	-	-
MOUNTAIN VIEW	1,000,000	57,416	148,132	-	17,367	17,367	-	-
NEW BEGINNINGS MISSION	305,300	225,793	-	-	-	-	-	-
NORTH GREENVILLE	900,000	-	286,395	1,245	-	-	-	-
NORTHSIDE	4,882,000	100,563	-	-	28,899	27,165	-	-
OAK HILL	709,000	49,483	-	-	6,740	-	-	-
OWINGS	176,000	-	-	-	2,846	2,846	-	-
PIEDMONT	1,773,000	37,893	-	-	12,101	5,007	-	-
PIEDMONT PARK	1,674,000	2,100	-	-	6,013	6,013	-	-
PISGAH/FORK SHOALS	696,000	99,085	-	-	6,014	4,333	-	-
SALEM	3,308,400	147,474	-	-	17,225	17,225	-	-
SHARON	3,579,000	276,247	299,942	-	23,988	23,988	-	-
SHILOH	1,600,800	130,000	-	-	7,278	7,278	-	-
SIMPSONVILLE	6,090,000	897,037	-	-	94,304	94,304	-	-
SLATER	287,000	14,660	-	-	5,621	5,621	-	-
ST LUKE	875,000	55,500	294,681	1,600	4,258	-	-	-
ST JOHN	560,000	-	-	-	4,985	-	-	-
MT CARMEL	212,500	-	-	-	1,678	-	-	-
ST JOHN/GREENVILLE	397,000	44,833	-	-	2,545	2,545	-	-
ST MARK/GREENVILLE	3,820,000	252,833	-	-	17,468	7,037	-	-
ST MARK/TAYLORS	3,618,390	-	1,109,848	2,714	33,305	6,664	-	-
ST MATTHEW/GREENVILLE	7,974,901	491,990	278,997	-	73,391	73,391	-	-
ST MATTHEW/TAYLORS	630,000	117,500	-	-	15,221	3,768	-	-
ST PAUL/GREENVILLE	3,220,000	578,855	-	-	12,785	12,785	-	-
ST PAUL/GREER	366,535	199	64,328	-	4,925	3,289	-	-
TRAVELERS REST	3,845,531	163,017	247,122	-	33,662	23,265	-	-

GREENVILLE DISTRICT	TABLE NO. 2 STATISTICAL REPORT							
	Property and Assets				Apportionments			
Church Name	Market value of church land, buildings and equipment	Market value of other church-owned assets	Debts secured by church physical assets	Other debt	Total amount APPORTIONED to the local church for all causes paid to the AC Treasurer	Total amount PAID by the local church for all apportioned causes to the AC Treasurer	Total amount APPORTIONED to the local church for all apportioned causes directly paid to the DISTRICT	Total amount PAID by the local church for apportioned causes directly paid to the DISTRICT
	36	37	38	39	40.a	40.b	41.a	41.b
TRINITY/FOUNTAIN INN	27,850,000	100,000	-	-	47,303	16,521	-	-
TRINITY/GRAY COURT	409,000	203,824	-	-	1,859	1,859	-	-
TRINITY/GREENVILLE	6,254,000	1,115,000	126,041	43,524	48,646	6,000	-	-
VICTOR	825,000	97,000	-	-	11,110	6,240	-	-
WESLEY CHAPEL	372,000	5,155	-	-	10,190	10,190	-	-
WOOD'S CHAPEL	750,000	150,000	-	-	5,379	-	-	-
ZOAR	1,860,000	133,247	-	-	10,694	575	-	-
TOTALS	**197,770,383**	**18,177,360**	**12,236,192**	**550,672**	**1,785,266**	**1,462,816**	**-**	**-**

GREENVILLE DISTRICT	TABLE NO. 2 STATISTICAL REPORT (continued)							
	Other Benevolences							
Church Name	Total amount for General Advance Specials remitted to the AC Treasurer	Total amount for World Service Specials remitted to the AC Treasurer	Total amount for Annual Conference Advance Specials remitted to the AC Treasurer	Total amount for the Youth Service fund remitted to the AC Treasurer	Total amount of all other funds sent to AC Treasurer for connectional mission and ministry	Total Annual Conference Special Sunday Offerings remitted to the AC Treasurer	Total amount given directly to UM causes (not sent to AC Treasurer)	Total amount given to non-United Methodist benevolent and charitable causes
	42	43	44	45	46	47	48	49
ADVENT	11,206	-	-	-	-	346	-	38,967
ALDERSGATE	7,320	-	-	-	-	2,251	3,005	23,474
ALLEN VIEW	195	-	-	-	-	-	150	70
ANTIOCH	40	-	-	-	125	1,338	250	360
AUGUSTA ROAD	-	-	-	-	-	-	8,805	3,787
BEREA FRIENDSHIP	1,409	-	-	-	1,244	-	2,952	1,379
BETHEL/GREER	-	-	-	-	-	-	-	155
BETHEL/SIMPSONVILLE	-	-	-	-	159	640	460	2,540
BETHEL/WEST GREENVILLE	1,682	-	-	-	283	1,222	-	-
BETHLEHEM	-	-	-	-	-	-	100	-
BRAMLETT	-	-	-	-	66	551	-	96
BRANDON	-	-	-	-	50	-	100	-
BUNCOMBE STREET	26,894	-	-	-	5,751	-	17,978	75,824
CHRIST	-	-	-	-	50	-	-	-
COVENANT	1,440	-	-	-	1,585	3,738	4,069	23,377
DACUSVILLE	840	-	-	-	-	-	1,123	845
DIALS	-	-	-	-	157	202	-	855
DISCIPLES	25	-	-	-	338	170	2,546	2,674
DUNEAN	-	-	-	-	-	-	100	2,400
EBENEZER	200	-	-	-	232	2,520	2,265	9,989
EMMA GRAY MEMORIAL	-	-	-	-	-	-	500	1,270
FAITH	415	-	-	-	123	390	142	8,538
FEWS CHAPEL	-	-	-	-	128	4,381	-	384
FRANCIS ASBURY	1,400	-	49	-	-	110	-	510
GRACE/GREER	1,331	-	-	-	172	1,910	72	2,648
GRACE/WOODRUFF	-	-	-	-	36	214	-	-
GRAY COURT	-	-	-	-	19	-	270	-
GREEN POND	50	-	-	-	2	450	895	2,950
GREENVILLE KOREAN MISSION	-	-	-	-	-	-	-	-
HOPEWELL	-	-	-	-	-	373	-	316
JACKSON GROVE	-	-	-	-	76	-	1,975	5,950
JOHN WESLEY	785	-	-	-	400	-	-	1,000
LAUREL CREEK	-	-	-	-	130	-	300	400
LAURENS ROAD	1,105	-	-	-	185	2,446	-	1,100

GREENVILLE DISTRICT	TABLE NO. 2 STATISTICAL REPORT (continued)							
	Other Benevolences							
Church Name	Total amount for General Advance Specials remitted to the AC Treasurer	Total amount for World Service Specials remitted to the AC Treasurer	Total amount for Annual Conference Advance Specials remitted to the AC Treasurer	Total amount for the Youth Service fund remitted to the AC Treasurer	Total amount of all other funds sent to AC Treasurer for connectional mission and ministry	Total Annual Conference Special Sunday Offerings remitted to the AC Treasurer	Total amount given directly to UM causes (not sent to AC Treasurer)	Total amount given to non-United Methodist benevolent and charitable causes
	42	43	44	45	46	47	48	49
LEBANON	-	-	-	-	-	-	-	-
LEE ROAD	395	-	-	-	-	-	1,995	1,102
LIBERTY	-	-	-	-	32	-	-	-
LIBERTY HILL	50	-	-	-	298	225	-	-
MAULDIN	12,668	-	-	-	1,842	6,757	-	142,208
MCBEE CHAPEL	-	-	-	-	23	-	280	-
MEMORIAL	4,376	-	200	-	1,166	4,117	3,302	38,238
MINUS CHAPEL	-	-	-	-	23	-	-	-
MONAGHAN	-	-	-	-	-	-	-	-
MOUNTAIN VIEW	1,525	-	-	-	364	1,124	2,384	2,946
NEW BEGINNINGS MISSION	-	-	-	-	-	-	-	-
NORTH GREENVILLE	524	-	-	-	-	-	-	-
NORTHSIDE	1,045	-	-	-	1,147	2,324	1,000	3,000
OAK HILL	-	-	-	-	-	-	270	1,040
OWINGS	-	-	-	-	46	-	-	-
PIEDMONT	-	-	-	-	32	619	-	600
PIEDMONT PARK	25	-	-	-	75	-	275	550
PISGAH/FORK SHOALS	50	-	-	-	-	-	-	3,122
SALEM	451	-	-	-	300	-	3,875	663
SHARON	-	-	-	-	409	1,519	925	596
SHILOH	-	-	-	-	650	10	525	4,658
SIMPSONVILLE	4,177	-	-	-	3,770	2,913	400	2,569
SLATER	1,032	-	-	-	96	-	1,370	1,538
ST LUKE	-	-	-	-	-	-	-	163
ST JOHN	-	-	-	-	-	-	-	361
MT CARMEL	-	-	-	-	-	-	-	-
ST JOHN/GREENVILLE	215	-	235	-	45	545	455	1,095
ST MARK/GREENVILLE	-	-	-	-	269	-	-	-
ST MARK/TAYLORS	100	-	-	-	134	-	225	700
ST MATTHEW/GREENVILLE	-	-	-	-	1,608	-	-	15,044
ST MATTHEW/TAYLORS	-	-	-	-	-	-	600	100
ST PAUL/GREENVILLE	790	-	-	-	656	1,368	625	4,228
ST PAUL/GREER	-	-	-	-	-	-	-	147
TRAVELERS REST	340	-	495	-	-	175	-	580

GREENVILLE DISTRICT	TABLE NO. 2 STATISTICAL REPORT (continued)							
	Other Benevolences							
Church Name	Total amount for General Advance Specials remitted to the AC Treasurer	Total amount for World Service Specials remitted to the AC Treasurer	Total amount for Annual Conference Advance Specials remitted to the AC Treasurer	Total amount for the Youth Service fund remitted to the AC Treasurer	Total amount of all other funds sent to AC Treasurer for connectional mission and ministry	Total Annual Conference Special Sunday Offerings remitted to the AC Treasurer	Total amount given directly to UM causes (not sent to AC Treasurer)	Total amount given to non-United Methodist benevolent and charitable causes
	42	43	44	45	46	47	48	49
TRINITY/FOUNTAIN INN	-	-	-	-	-	-	-	-
TRINITY/GRAY COURT	1,350	-	1,100	-	183	760	1,240	1,750
TRINITY/GREENVILLE	1,817	-	-	-	381	1,370	-	7,869
VICTOR	410	-	-	-	-	-	-	-
WESLEY CHAPEL	-	-	-	-	174	-	-	2,205
WOOD'S CHAPEL	-	-	-	-	-	-	-	-
ZOAR	-	-	-	-	-	-	120	670
TOTALS	**87,677**	**-**	**2,079**	**-**	**25,033**	**47,078**	**67,923**	**449,600**

GREENVILLE DISTRICT	TABLE NO. 2 STATISTICAL REPORT (continued)							
	General Special Sunday Offerings						Direct Billing	
Church Name	Human Relations Day	One Great Hour of Sharing	Peace with Justice	Native American Ministries	World Communion	UM Student Day	Total amount paid by the local church for all direct-billed clergy non-health benefits	Total amount paid by the local church for all direct-billed clergy health benefits
	50.a	50.b	50.c	50.d	50.e	50.f	51	52
ADVENT	-	28	-	-	-	-	17,089	21,648
ALDERSGATE	-	-	-	-	-	-	18,046	18,180
ALLEN VIEW	-	-	-	-	-	-	3,097	2,111
ANTIOCH	-	-	-	-	-	-	2,374	4,045
AUGUSTA ROAD	-	-	-	-	-	-	8,730	6,186
BEREA FRIENDSHIP	-	-	-	-	-	-	8,524	6,186
BETHEL/GREER	-	-	-	-	57	51	647	2,043
BETHEL/SIMPSONVILLE	-	-	-	-	-	-	8,837	5,148
BETHEL/WEST GREENVILLE	-	-	-	-	15	-	1,980	-
BETHLEHEM	-	-	-	-	-	-	7,618	13,244
BRAMLETT	-	-	-	-	-	-	6,411	7,648
BRANDON	-	-	-	-	-	-	899	-
BUNCOMBE STREET	-	-	-	-	-	-	34,464	28,896
CHRIST	-	-	-	-	-	-	3,933	-
COVENANT	-	135	70	10	38	136	17,485	19,596
DACUSVILLE	-	-	-	-	-	-	6,104	10,403
DIALS	-	-	-	-	-	-	5,294	6,487
DISCIPLES	-	30	55	124	-	-	8,984	5,148
DUNEAN	-	-	-	-	-	-	1,268	-
EBENEZER	-	-	-	-	-	-	-	-
EMMA GRAY MEMORIAL	-	-	-	-	-	-	7,947	5,148
FAITH	-	-	-	-	75	40	3,821	-
FEWS CHAPEL	-	-	-	-	-	-	-	-
FRANCIS ASBURY	-	-	-	-	-	-	7,608	4,719
GRACE/GREER	-	-	-	-	-	-	8,450	10,812
GRACE/WOODRUFF	-	-	-	-	-	-	-	-
GRAY COURT	-	-	-	-	-	-	-	-
GREEN POND	-	-	-	55	-	-	7,892	5,148
GREENVILLE KOREAN MISSION	-	-	-	-	-	-	-	-
HOPEWELL	-	-	-	-	-	-	8,297	5,148
JACKSON GROVE	-	-	-	-	-	-	-	-
JOHN WESLEY	-	-	-	-	-	-	9,330	5,541
LAUREL CREEK	-	-	-	-	-	-	-	-
LAURENS ROAD	-	430	-	-	-	-	-	-

GREENVILLE DISTRICT	TABLE NO. 2 STATISTICAL REPORT (continued)							
	General Special Sunday Offerings						Direct Billing	
Church Name	Human Relations Day	One Great Hour of Sharing	Peace with Justice	Native American Ministries	World Communion	UM Student Day	Total amount paid by the local church for all direct-billed clergy non-health benefits	Total amount paid by the local church for all direct-billed clergy health benefits
	50.a	50.b	50.c	50.d	50.e	50.f	51	52
LEBANON	-	-	-	-	-	-	-	-
LEE ROAD	-	-	-	-	129	-	9,008	14,448
LIBERTY	-	-	-	-	-	-	1,208	-
LIBERTY HILL	-	-	-	-	-	-	6,898	6,440
MAULDIN	236	223	11	90	58	52	21,756	17,022
MCBEE CHAPEL	-	-	-	-	-	-	-	-
MEMORIAL	-	50	-	-	-	-	9,149	10,812
MINUS CHAPEL	-	-	-	-	-	-	776	-
MONAGHAN	-	-	-	-	-	-	983	1,146
MOUNTAIN VIEW	-	678	-	-	-	-	7,891	6,258
NEW BEGINNINGS MISSION	-	-	-	-	-	42	3,499	-
NORTH GREENVILLE	-	-	-	-	-	-	-	1,500
NORTHSIDE	-	-	-	-	-	-	8,373	5,148
OAK HILL	-	-	-	-	-	-	7,798	6,186
OWINGS	-	-	-	-	-	-	1,234	1,472
PIEDMONT	-	-	-	25	-	-	7,211	4,719
PIEDMONT PARK	-	-	-	-	-	-	-	-
PISGAH/FORK SHOALS	-	-	-	-	-	-	-	-
SALEM	-	-	-	-	-	-	7,736	5,148
SHARON	-	-	-	-	-	-	8,049	5,148
SHILOH	10	15	-	-	5	5	3,529	4,325
SIMPSONVILLE	-	-	-	-	-	219	25,795	10,812
SLATER	-	-	-	-	-	-	3,825	-
ST LUKE	-	-	-	-	-	-	-	-
ST JOHN	-	-	-	-	-	-	-	-
MT CARMEL	-	-	-	-	-	-	-	-
ST JOHN/GREENVILLE	-	-	-	205	-	-	-	-
ST MARK/GREENVILLE	-	-	-	-	-	-	-	-
ST MARK/TAYLORS	-	-	-	207	178	353	8,364	4,719
ST MATTHEW/GREENVILLE	-	-	-	-	-	-	9,233	14,448
ST MATTHEW/TAYLORS	65	127	30	205	124	215	-	-
ST PAUL/GREENVILLE	-	-	-	-	-	-	4,018	5,406
ST PAUL/GREER	-	-	-	-	-	-	3,662	4,685
TRAVELERS REST	-	-	-	-	-	-	8,405	9,798

GREENVILLE DISTRICT	TABLE NO. 2 STATISTICAL REPORT (continued)							
	General Special Sunday Offerings						Direct Billing	
Church Name	Human Relations Day	One Great Hour of Sharing	Peace with Justice	Native American Ministries	World Communion	UM Student Day	Total amount paid by the local church for all direct-billed clergy non-health benefits	Total amount paid by the local church for all direct-billed clergy health benefits
	50.a	50.b	50.c	50.d	50.e	50.f	51	52
TRINITY/FOUNTAIN INN	-	-	-	-	-	-	8,459	7,224
TRINITY/GRAY COURT	-	-	-	-	-	-	-	-
TRINITY/GREENVILLE	-	-	-	-	-	-	7,962	5,148
VICTOR	-	-	-	-	-	-	3,946	-
WESLEY CHAPEL	-	-	-	-	-	-	4,457	3,037
WOOD'S CHAPEL	-	-	-	-	-	-	2,264	1,924
ZOAR	-	-	-	-	-	-	-	-
TOTALS	**311**	**1,716**	**166**	**921**	**679**	**1,113**	**410,615**	**350,458**

GREENVILLE DISTRICT	TABLE NO. 2 STATISTICAL REPORT (continued)								
	Pastoral Support					Local Church Expenses			
Church Name	Total amount paid in base compensation to the pastor	Total amount paid in base compensation to all associate pastors assigned by the bishop	Total amount paid to/for pastor and associates for housing and utilities and/or related allowances	Total amount paid to pastor and associate(s) for accountable reimbursements	Total amount paid to pastor and associate(s) for any other cash allowances (non-accountable)	Total amount paid in salary and benefits for Deacons	Total amount paid in salary and benefits for Diaconal Ministers	Total amount paid in salary and benefits for all other church staff	Total amount spent for local church program expenses
	53	54	55	56	57	58	59	60	61
ADVENT	64,063	19,199	46,030	10,372	1,200	-	-	365,442	58,737
ALDERSGATE	86,500	25,342	40,044	7,812	-	-	-	297,686	54,751
ALLEN VIEW	14,711	-	936	1,430	-	-	-	2,540	1,980
ANTIOCH	14,872	-	2,000	5,061	-	-	-	-	4,960
AUGUSTA ROAD	57,426	-	12,000	2,071	-	-	-	9,675	5,211
BEREA FRIENDSHIP	51,150	-	6,679	6,102	-	-	-	46,908	6,406
BETHEL/GREER	21,477	-	1,260	1,095	-	-	-	9,448	2,292
BETHEL/SIMPSONVILLE	21,722	-	-	1,450	-	-	-	18,721	1,167
BETHEL/WEST GREENVILLE	12,500	-	-	-	465	-	-	10,425	1,564
BETHLEHEM	21,185	-	-	950	-	-	-	-	1,360
BRAMLETT	41,200	-	-	303	189	-	-	12,500	6,093
BRANDON	7,800	-	-	500	-	-	-	4,440	170
BUNCOMBE STREET	110,897	-	27,915	2,136	-	104,021	49,429	775,529	164,261
CHRIST	2,050	-	2,450	1,900	-	-	-	-	2,900
COVENANT	76,539	41,418	36,876	5,351	-	-	-	290,733	234,458
DACUSVILLE	35,000	-	5,000	2,800	-	-	-	12,761	6,833
DIALS	35,450	-	3,380	3,780	-	-	-	8,653	3,990
DISCIPLES	61,865	-	6,500	4,756	-	-	-	60,923	11,269
DUNEAN	6,000	-	6,000	1,500	-	-	-	4,475	1,500
EBENEZER	39,728	-	1,500	3,453	-	-	-	10,170	8,428
EMMA GRAY MEMORIAL	32,470	-	4,565	3,774	-	-	-	16,258	734
FAITH	14,654	-	6,000	795	-	-	-	3,573	1,760
FEWS CHAPEL	3,500	-	9,000	-	3,600	-	-	-	1,709
FRANCIS ASBURY	39,642	-	810	5,000	700	-	-	13,024	1,482
GRACE/GREER	27,438	-	4,644	3,120	900	-	-	15,155	8,098
GRACE/WOODRUFF	9,180	-	1,620	-	-	-	-	-	834
GRAY COURT	7,960	-	-	-	-	-	-	-	300
GREEN POND	29,030	-	8,000	2,440	6,736	-	-	13,725	7,720
GREENVILLE KOREAN MISSION	17,000	-	15,000	4,000	-	-	-	-	300
HOPEWELL	37,568	-	19,774	2,398	-	-	-	60,620	2,731
JACKSON GROVE	6,000	-	5,020	5,410	-	-	-	3,160	300
JOHN WESLEY	46,000	-	4,441	2,568	-	-	-	39,633	-
LAUREL CREEK	25,703	-	2,050	-	-	-	-	11,315	2,900
LAURENS ROAD	36,500	-	4,500	-	-	-	-	4,200	1,900

GREENVILLE DISTRICT	TABLE NO. 2 STATISTICAL REPORT (continued)								
	Pastoral Support					Local Church Expenses			
Church Name	Total amount paid in base compensation to the pastor	Total amount paid in base compensation to all associate pastors assigned by the bishop	Total amount paid to/for pastor and associates for housing and utilities and/or related allowances	Total amount paid to pastor and associate(s) for accountable reimbursements	Total amount paid to pastor and associate(s) for any other cash allowances (non-accountable)	Total amount paid in salary and benefits for Deacons	Total amount paid in salary and benefits for Diaconal Ministers	Total amount paid in salary and benefits for all other church staff	Total amount spent for local church program expenses
	53	54	55	56	57	58	59	60	61
LEBANON	7,000	-	10,000	15,000	-	-	-	-	1,000
LEE ROAD	59,808	-	3,000	6,250	6,192	-	-	88,593	28,064
LIBERTY	4,830	-	8,970	264	-	-	-	-	1,399
LIBERTY HILL	23,864	-	-	2,667	-	-	-	9,381	3,107
MAULDIN	91,405	19,458	14,267	4,760	-	42,443	-	281,949	85,089
MCBEE CHAPEL	4,800	-	-	-	-	-	-	-	-
MEMORIAL	65,774	-	7,000	4,450	-	-	-	176,560	29,099
MINUS CHAPEL	5,520	-	-	850	-	-	-	-	1,015
MONAGHAN	13,200	-	-	3,000	-	-	-	4,569	2,471
MOUNTAIN VIEW	31,138	-	17,900	6,681	-	-	-	15,622	18,908
NEW BEGINNINGS MISSION	20,000	-	5,000	1,400	-	-	-	5,900	1,440
NORTH GREENVILLE	18,338	-	-	2,100	-	-	-	-	506
NORTHSIDE	44,077	-	8,593	1,945	-	-	-	40,161	4,252
OAK HILL	19,099	-	-	1,478	-	-	-	-	2,235
OWINGS	7,000	-	-	-	-	-	-	-	549
PIEDMONT	39,727	-	-	4,200	-	-	-	12,180	-
PIEDMONT PARK	1,200	-	10,800	-	-	-	-	4,000	-
PISGAH/FORK SHOALS	18,375	-	-	1,066	250	-	-	-	-
SALEM	37,696	-	-	1,293	-	-	-	32,123	9,282
SHARON	40,444	-	3,000	5,500	-	-	-	43,552	21,468
SHILOH	23,630	-	2,000	2,536	-	-	-	-	2,233
SIMPSONVILLE	79,193	-	16,622	5,000	-	75,216	-	200,692	86,023
SLATER	6,250	-	14,250	7,000	2,300	-	-	-	5,122
ST LUKE	6,978	-	-	900	-	-	-	-	400
ST JOHN	8,360	-	-	900	-	-	-	-	350
MT CARMEL	3,000	-	-	300	-	-	-	-	200
ST JOHN/GREENVILLE	7,300	-	-	-	-	-	-	-	743
ST MARK/GREENVILLE	20,533	-	8,000	1,005	-	-	-	21,000	-
ST MARK/TAYLORS	30,541	-	6,305	605	9,639	-	-	54,420	25,509
ST MATTHEW/GREENVILLE	70,000	-	8,939	1,525	-	-	-	171,208	72,282
ST MATTHEW/TAYLORS	31,040	-	4,567	805	-	-	-	19,990	5,411
ST PAUL/GREENVILLE	17,303	-	19,400	5,043	-	-	-	36,852	6,378
ST PAUL/GREER	14,625	-	606	699	-	-	-	6,500	1,341
TRAVELERS REST	47,176	-	19,000	330	-	-	-	67,683	9,823

GREENVILLE DISTRICT	TABLE NO. 2 STATISTICAL REPORT (continued)								
	Pastoral Support					Local Church Expenses			
Church Name	Total amount paid in base compensation to the pastor	Total amount paid in base compensation to all associate pastors assigned by the bishop	Total amount paid to/for pastor and associates for housing and utilities and/or related allowances	Total amount paid to pastor and associate(s) for accountable reimbursements	Total amount paid to pastor and associate(s) for any other cash allowances (non-accountable)	Total amount paid in salary and benefits for Deacons	Total amount paid in salary and benefits for Diaconal Ministers	Total amount paid in salary and benefits for all other church staff	Total amount spent for local church program expenses
	53	54	55	56	57	58	59	60	61
TRINITY/FOUNTAIN INN	41,275	-	20,000	6,007	6,936	-	-	62,624	6,413
TRINITY/GRAY COURT	10,508	-	-	1,581	-	-	-	1,920	1,862
TRINITY/GREENVILLE	37,089	-	4,000	2,436	1,091	-	-	51,619	5,445
VICTOR	8,000	-	16,541	-	-	-	-	32,971	-
WESLEY CHAPEL	21,039	-	1,100	2,988	-	-	-	15,655	1,745
WOOD'S CHAPEL	11,600	-	-	1,483	-	-	-	2,216	120
ZOAR	19,500	-	-	-	-	-	-	16,839	3,061
TOTALS	**2,183,015**	**105,471**	**513,854**	**196,374**	**40,198**	**221,680**	**49,429**	**3,598,471**	**1,053,443**

GREENVILLE DISTRICT	TABLE NO. 2 STATISTICAL REPORT (continued)				TABLE NO. 3 STATISTICAL REPORT			
	Local Church Expenses (continued)				Received for Annual Budget/Spending Plan			
Church Name	Total amount spent for other local church operating expenses	Total amount paid for principal and interest on indebtedness, loans, mortgages, etc.	Total amount paid on capital expenditures for building, improvements, and major equipment purchases	TOTAL AMOUNT PAID BY THE LOCAL CHURCH ON ALL EXPENDITURES	Number of households giving to the local church	Amount received through pledges	Amount received from non-pledging, but identified givers	Amount received from unidentified givers
	62	63	64	65	66	67.a	67.b	67.c
ADVENT	139,095	145,123	24,188	1,117,224	560	975,621	231,636	16,701
ALDERSGATE	134,312	213,591	-	1,017,130	402	591,465	308,312	18,960
ALLEN VIEW	13,862	-	-	45,120	27	-	18,832	11,131
ANTIOCH	14,025	-	-	57,189	21	-	49,207	2,659
AUGUSTA ROAD	31,710	58,873	-	235,403	98	-	187,257	2,000
BEREA FRIENDSHIP	64,227	-	-	234,450	138	131,448	87,377	2,684
BETHEL/GREER	22,489	28,833	2,950	96,390	71	-	84,998	6,962
BETHEL/SIMPSONVILLE	17,604	-	5,200	93,398	35	75,197	2,341	-
BETHEL/WEST GREENVILLE	15,198	-	13,889	65,029	24	-	43,093	-
BETHLEHEM	7,000	10,975	-	65,726	53	-	79,955	-
BRAMLETT	30,350	10,145	-	120,258	84	108,989	1,548	-
BRANDON	2,820	-	-	19,745	14	-	15,801	52
BUNCOMBE STREET	845,736	125,497	187,650	2,850,263	965	2,076,611	394,004	23,282
CHRIST	2,500	-	5,000	22,964	38	48	25	2
COVENANT	146,650	6,762	225,271	1,229,365	771	786,450	246,440	11,411
DACUSVILLE	19,063	-	-	115,696	99	-	109,086	2,326
DIALS	13,793	-	-	89,040	76	-	81,422	3,478
DISCIPLES	57,283	14,406	15,708	267,553	93	190,759	49,516	7,015
DUNEAN	19,780	-	17,400	62,469	15	-	28,500	675
EBENEZER	31,412	-	-	124,328	62	-	102,899	7,321
EMMA GRAY MEMORIAL	21,900	-	5,500	113,954	75	-	99,126	1,608
FAITH	19,277	-	318	67,309	21	-	46,438	-
FEWS CHAPEL	15,348	-	5,796	51,648	40	-	38,000	20,000
FRANCIS ASBURY	29,953	-	-	112,563	72	-	93,019	1,728
GRACE/GREER	17,871	-	6,112	118,894	65	-	108,939	-
GRACE/WOODRUFF	2,314	-	6,458	22,543	15	-	15,015	423
GRAY COURT	9,887	-	-	19,494	11	-	22,173	750
GREEN POND	24,731	-	14,080	137,648	74	-	120,260	2,558
GREENVILLE KOREAN MISSION	12,881	-	-	49,181	35	-	51,000	6,000
HOPEWELL	26,645	6,701	12,778	188,951	50	-	146,523	3,582
JACKSON GROVE	14,790	-	5,419	52,172	35	-	38,080	4,867
JOHN WESLEY	31,536	8,000	4,745	175,266	40	8,000	187,000	3,000
LAUREL CREEK	16,000	11,004	19,500	96,552	47	-	91,500	1,600
LAURENS ROAD	19,000	-	-	82,150	35	-	74,000	-

GREENVILLE DISTRICT	TABLE NO. 2 STATISTICAL REPORT (continued)				TABLE NO. 3 STATISTICAL REPORT			
	Local Church Expenses (continued)				Received for Annual Budget/Spending Plan			
Church Name	Total amount spent for other local church operating expenses	Total amount paid for principal and interest on indebtedness, loans, mortgages, etc.	Total amount paid on capital expenditures for building, improvements, and major equipment purchases	TOTAL AMOUNT PAID BY THE LOCAL CHURCH ON ALL EXPENDITURES	Number of households giving to the local church	Amount received through pledges	Amount received from non-pledging, but identified givers	Amount received from unidentified givers
	62	63	64	65	66	67.a	67.b	67.c
LEBANON	5,333	-	-	40,069	19	-	17,000	596
LEE ROAD	106,155	45,000	2,000	394,322	135	283,000	89,000	30,017
LIBERTY	7,385	-	1,870	27,714	24	-	21,890	6,076
LIBERTY HILL	2,063	-	-	64,674	43	-	70,943	-
MAULDIN	107,939	496,117	-	1,452,761	625	939,564	289,430	18,978
MCBEE CHAPEL	3,413	-	-	9,860	5	-	13,887	-
MEMORIAL	98,870	92,653	29,156	626,802	259	367,226	105,196	4,177
MINUS CHAPEL	3,889	-	-	13,280	-	-	-	-
MONAGHAN	19,638	-	4,000	58,161	40	-	47,926	2,000
MOUNTAIN VIEW	28,782	40,645	2,470	202,683	78	-	145,796	1,743
NEW BEGINNINGS MISSION	13,747	-	-	51,028	35	53,195	-	-
NORTH GREENVILLE	4,572	12,004	-	39,544	75	-	25,620	5,127
NORTHSIDE	62,294	-	-	210,524	82	131,960	47,793	2,769
OAK HILL	13,122	6	1,266	52,500	22	-	35,802	455
OWINGS	4,198	-	-	17,345	5	-	16,923	-
PIEDMONT	18,487	-	11,624	104,431	84	-	101,448	1,918
PIEDMONT PARK	7,235	-	2,800	32,973	18	-	24,419	1,163
PISGAH/FORK SHOALS	11,723	-	3,862	42,781	30	-	61,084	300
SALEM	28,976	3,676	3,503	151,947	98	-	152,586	3,943
SHARON	53,435	85,813	15,036	308,882	95	140,991	61,067	1,332
SHILOH	8,928	-	-	60,337	24	-	78,550	-
SIMPSONVILLE	117,889	-	4,896	730,490	437	629,689	212,521	10,253
SLATER	4,710	-	-	53,114	30	-	47,625	1,543
ST LUKE	3,350	3,138	-	14,929	20	-	9,358	3,210
ST JOHN	3,850	-	-	13,821	15	-	12,350	3,487
MT CARMEL	-	1,700	-	5,200	5	-	4,200	313
ST JOHN/GREENVILLE	10,712	-	-	24,095	9	-	20,787	-
ST MARK/GREENVILLE	71,856	-	-	129,699	-	-	99,968	4,163
ST MARK/TAYLORS	72,654	88,200	4,177	313,694	229	10,189	204,932	4,487
ST MATTHEW/GREENVILLE	151,188	60,670	7,751	657,287	231	502,177	91,764	2,032
ST MATTHEW/TAYLORS	14,651	-	600	82,298	23	-	55,474	-
ST PAUL/GREENVILLE	34,551	-	-	149,403	135	58,050	50,860	1,035
ST PAUL/GREER	9,638	5,963	300	51,454	75	2,980	37,609	977
TRAVELERS REST	56,147	48,118	22,000	313,336	179	-	271,970	2,214

GREENVILLE DISTRICT	TABLE NO. 2 STATISTICAL REPORT (continued)				TABLE NO. 3 STATISTICAL REPORT			
	Local Church Expenses (continued)				Received for Annual Budget/Spending Plan			
Church Name	Total amount spent for other local church operating expenses	Total amount paid for principal and interest on indebtedness, loans, mortgages, etc.	Total amount paid on capital expenditures for building, improvements, and major equipment purchases	TOTAL AMOUNT PAID BY THE LOCAL CHURCH ON ALL EXPENDITURES	Number of households giving to the local church	Amount received through pledges	Amount received from non-pledging, but identified givers	Amount received from unidentified givers
	62	63	64	65	66	67.a	67.b	67.c
TRINITY/FOUNTAIN INN	43,504	-	-	218,963	115	-	303,673	-
TRINITY/GRAY COURT	10,037	-	-	34,150	22	-	48,815	124
TRINITY/GREENVILLE	96,461	9,827	-	238,515	-	144,683	86,316	3,096
VICTOR	24,049	-	3,781	95,938	40	-	76,282	-
WESLEY CHAPEL	18,000	-	-	80,590	64	71,680	-	-
WOOD'S CHAPEL	4,278	-	-	23,884	26	-	16,915	-
ZOAR	14,592	-	4,810	60,167	37	-	53,328	1,436
TOTALS	**3,263,343**	**1,633,440**	**703,864**	**16,470,713**	**7,749**	**8,279,972**	**6,364,429**	**281,739**

GREENVILLE DISTRICT	TABLE NO. 3 STATISTICAL REPORT (continued)						
	Received for Annual Budget/Spending Plan (continued)					Capital Campaign/Other Designated Projects	
Church Name	Amount received from Interest and Dividends	Amount received through Sale of Church Assets	Amount received through building use fees, contributions, and rentals	Amount received through fundraisers and other sources	Total income for annual budget/spending plan	Capital Campaign	Memorials, Endowments, Bequests
	67.d	67.e	67.f	67.g	67	68.a	68.b
ADVENT	-	-	10,800	128	1,234,886	83,252	-
ALDERSGATE	2,668	-	610	-	922,015	89,207	7,010
ALLEN VIEW	-	-	-	14,979	44,942	-	-
ANTIOCH	591	-	-	1,265	53,722	-	-
AUGUSTA ROAD	100	-	-	-	189,357	-	-
BEREA FRIENDSHIP	-	-	300	-	221,809	-	5,750
BETHEL/GREER	-	-	-	4,679	96,639	3,103	-
BETHEL/SIMPSONVILLE	-	-	-	-	77,538	-	160
BETHEL/WEST GREENVILLE	255	-	200	-	43,548	-	6,336
BETHLEHEM	-	-	-	-	79,955	-	-
BRAMLETT	4,661	-	-	2,881	118,079	-	2,810
BRANDON	-	-	-	-	15,853	-	-
BUNCOMBE STREET	10,238	-	-	-	2,504,135	-	244,716
CHRIST	-	-	-	-	75	-	-
COVENANT	804	-	25	-	1,045,130	375,906	5,926
DACUSVILLE	90	-	150	2,557	114,209	-	-
DIALS	56	-	295	1,308	86,559	-	1,135
DISCIPLES	11	-	1,500	-	248,801	16,295	100
DUNEAN	-	-	-	-	29,175	5,000	-
EBENEZER	4,598	-	852	1,978	117,648	-	610
EMMA GRAY MEMORIAL	4,504	-	510	-	105,748	-	6,901
FAITH	47	-	300	-	46,785	-	10,788
FEWS CHAPEL	-	-	-	-	58,000	-	-
FRANCIS ASBURY	-	-	760	5,506	101,013	-	4,470
GRACE/GREER	17	-	-	-	108,956	-	2,971
GRACE/WOODRUFF	-	-	-	-	15,438	-	845
GRAY COURT	12	-	-	-	22,935	-	-
GREEN POND	1,595	-	100	900	125,413	-	220
GREENVILLE KOREAN MISSION	-	-	-	-	57,000	-	-
HOPEWELL	42	-	53,041	2,100	205,288	-	500
JACKSON GROVE	-	-	-	-	42,947	6,000	860
JOHN WESLEY	750	-	1,000	-	199,750	-	2,000
LAUREL CREEK	-	-	-	-	93,100	-	-
LAURENS ROAD	15	-	-	-	74,015	-	-

GREENVILLE DISTRICT	TABLE NO. 3 STATISTICAL REPORT (continued)						
	Received for Annual Budget/Spending Plan (continued)					Capital Campaign/Other Designated Projects	
Church Name	Amount received from Interest and Dividends	Amount received through Sale of Church Assets	Amount received through building use fees, contributions, and rentals	Amount received through fundraisers and other sources	Total income for annual budget/spending plan	Capital Campaign	Memorials, Endowments, Bequests
	67.d	67.e	67.f	67.g	67	68.a	68.b
LEBANON	500	-	-	1,747	19,843	-	1,260
LEE ROAD	622	-	500	2,521	405,660	-	1,500
LIBERTY	-	-	-	-	27,966	-	-
LIBERTY HILL	-	-	-	-	70,943	-	1,520
MAULDIN	465	-	4,900	-	1,253,337	-	54,792
MCBEE CHAPEL	15	-	-	-	13,902	-	-
MEMORIAL	130	-	7,775	3,000	487,504	85,392	28,127
MINUS CHAPEL	-	-	-	2,090	2,090	-	-
MONAGHAN	-	-	-	2,300	52,226	-	-
MOUNTAIN VIEW	-	-	-	-	147,539	-	18,228
NEW BEGINNINGS MISSION	-	-	-	5,512	58,707	-	-
NORTH GREENVILLE	-	-	325	500	31,572	-	-
NORTHSIDE	626	-	-	-	183,148	-	10,882
OAK HILL	15	-	225	2,000	38,497	2,250	630
OWINGS	-	-	-	-	16,923	-	-
PIEDMONT	16	-	-	2,332	105,714	-	-
PIEDMONT PARK	-	-	9,400	-	34,982	-	-
PISGAH/FORK SHOALS	733	-	4,267	-	66,384	-	-
SALEM	3,432	-	110	2,339	162,410	-	4,352
SHARON	70	-	300	1,441	205,201	-	6,645
SHILOH	48	-	100	-	78,698	-	100
SIMPSONVILLE	140	-	3,045	175	855,823	5,255	75
SLATER	-	-	4,800	-	53,968	15,616	2,734
ST LUKE	-	-	-	2,500	15,088	-	-
ST JOHN	-	-	-	1,500	17,352	-	-
MT CARMEL	-	-	-	875	5,393	-	-
ST JOHN/GREENVILLE	-	-	312	-	21,099	-	335
ST MARK/GREENVILLE	-	-	925	1,089	106,145	6,195	1,950
ST MARK/TAYLORS	-	350	2,650	17,582	240,190	600	10,000
ST MATTHEW/GREENVILLE	2,998	-	2,533	8,612	610,116	-	4,984
ST MATTHEW/TAYLORS	-	-	-	-	55,474	15,673	-
ST PAUL/GREENVILLE	63	-	2,500	-	112,508	1,860	3,300
ST PAUL/GREER	-	-	-	6,248	47,814	-	-
TRAVELERS REST	248	-	985	2,349	277,766	12,565	2,229

GREENVILLE DISTRICT	TABLE NO. 3 STATISTICAL REPORT (continued)						
	Received for Annual Budget/Spending Plan (continued)					Capital Campaign/Other Designated Projects	
Church Name	Amount received from Interest and Dividends	Amount received through Sale of Church Assets	Amount received through building use fees, contributions, and rentals	Amount received through fundraisers and other sources	Total income for annual budget/spending plan	Capital Campaign	Memorials, Endowments, Bequests
	67.d	67.e	67.f	67.g	67	68.a	68.b
TRINITY/FOUNTAIN INN	-	-	-	-	303,673	-	1,830
TRINITY/GRAY COURT	16	-	-	-	48,955	-	3,734
TRINITY/GREENVILLE	463	-	9,139	-	243,697	-	4,745
VICTOR	2,253	-	-	-	78,535	-	300
WESLEY CHAPEL	996	-	-	14,322	86,998	-	-
WOOD'S CHAPEL	-	-	-	-	16,915	-	-
ZOAR	-	-	125	130	55,019	-	-
TOTALS	**44,903**	**350**	**125,359**	**119,445**	**15,216,237**	**724,169**	**468,360**

GREENVILLE DISTRICT	TABLE NO. 3 STATISTICAL REPORT (continued)						
	Capital Campaign and Other Designated Projects			Institutional Support			
Church Name	Other Sources & Projects	Amount received for Special Sundays, General Advance Specials, World Service Specials, Conference Advance Specials and other forms of directed benevolent (charitable) giving	Total income for designated causes including capital campaign and other special projects	Equitable Compensation Funds	Advanced Special, apportioned and connectional funds received by church	Other grants and financial support from institutional sources	Total income from connectional and other institutional sources outside the local church
	68.c	68.d	68	69.a	69.b	69.c	69
ADVENT	-	14,839	98,091	-	-	-	-
ALDERSGATE	-	-	96,217	-	-	-	-
ALLEN VIEW	-	-	-	-	-	-	-
ANTIOCH	-	478	478	-	-	-	-
AUGUSTA ROAD	-	-	-	-	-	-	-
BEREA FRIENDSHIP	-	444	6,194	-	-	-	-
BETHEL/GREER	-	108	3,211	-	-	-	-
BETHEL/SIMPSONVILLE	-	-	160	-	-	-	-
BETHEL/WEST GREENVILLE	3,306	3,202	12,844	-	-	-	-
BETHLEHEM	-	-	-	-	-	-	-
BRAMLETT	-	-	2,810	-	-	-	-
BRANDON	-	-	-	-	-	-	-
BUNCOMBE STREET	-	88,978	333,694	-	-	-	-
CHRIST	-	-	-	-	-	-	-
COVENANT	-	26,960	408,792	-	-	-	-
DACUSVILLE	-	-	-	-	-	-	-
DIALS	-	202	1,337	-	-	-	-
DISCIPLES	-	5,918	22,313	-	-	-	-
DUNEAN	-	-	5,000	-	-	-	-
EBENEZER	-	5,139	5,749	-	-	-	-
EMMA GRAY MEMORIAL	-	435	7,336	-	-	-	-
FAITH	-	9,400	20,188	-	-	-	-
FEWS CHAPEL	-	-	-	-	-	-	-
FRANCIS ASBURY	-	1,510	5,980	-	-	-	-
GRACE/GREER	-	5,480	8,451	-	-	-	-
GRACE/WOODRUFF	-	-	845	-	-	-	-
GRAY COURT	-	-	-	-	-	-	-
GREEN POND	1,398	12,956	14,574	-	-	-	-
GREENVILLE KOREAN MISSION	-	-	-	-	-	-	-
HOPEWELL	-	373	873	-	-	-	-
JACKSON GROVE	-	-	6,860	-	-	-	-
JOHN WESLEY	-	500	2,500	-	-	-	-
LAUREL CREEK	-	-	-	-	-	-	-
LAURENS ROAD	-	-	-	-	-	-	-

GREENVILLE DISTRICT	TABLE NO. 3 STATISTICAL REPORT (continued)						
	Capital Campaign and Other Designated Projects			Institutional Support			
Church Name	Other Sources & Projects	Amount received for Special Sundays, General Advance Specials, World Service Specials, Conference Advance Specials and other forms of directed benevolent (charitable) giving	Total income for designated causes including capital campaign and other special projects	Equitable Compensation Funds	Advanced Special, apportioned and connectional funds received by church	Other grants and financial support from institutional sources	Total income from connectional and other institutional sources outside the local church
	68.c	68.d	68	69.a	69.b	69.c	69
LEBANON	-	-	1,260	-	-	-	-
LEE ROAD	-	1,745	3,245	-	-	-	-
LIBERTY	-	-	-	-	-	-	-
LIBERTY HILL	-	-	1,520	-	-	-	-
MAULDIN	-	-	54,792	-	-	-	-
MCBEE CHAPEL	-	-	-	-	-	-	-
MEMORIAL	-	-	113,519	-	-	-	-
MINUS CHAPEL	-	-	-	-	-	-	-
MONAGHAN	-	-	-	-	-	3,600	3,600
MOUNTAIN VIEW	19,540	-	37,768	-	-	-	-
NEW BEGINNINGS MISSION	-	-	-	-	-	-	-
NORTH GREENVILLE	-	-	-	-	-	5,000	5,000
NORTHSIDE	-	-	10,882	-	-	-	-
OAK HILL	2,380	-	5,260	-	-	-	-
OWINGS	-	-	-	-	-	-	-
PIEDMONT	-	608	608	-	-	-	-
PIEDMONT PARK	-	-	-	-	-	-	-
PISGAH/FORK SHOALS	-	-	-	-	-	-	-
SALEM	-	259	4,611	-	-	-	-
SHARON	-	2,744	9,389	-	-	-	-
SHILOH	-	-	100	-	-	-	-
SIMPSONVILLE	2,878	3,210	11,418	-	-	-	-
SLATER	-	1,439	19,789	-	-	-	-
ST LUKE	-	-	-	-	-	-	-
ST JOHN	-	-	-	-	-	-	-
MT CARMEL	-	-	-	-	-	-	-
ST JOHN/GREENVILLE	-	-	335	-	-	-	-
ST MARK/GREENVILLE	-	1,191	9,336	-	-	-	-
ST MARK/TAYLORS	-	14,365	24,965	-	-	-	-
ST MATTHEW/GREENVILLE	16,820	-	21,804	-	-	-	-
ST MATTHEW/TAYLORS	-	766	16,439	-	-	-	-
ST PAUL/GREENVILLE	-	3,279	8,439	-	-	-	-
ST PAUL/GREER	-	-	-	-	-	-	-
TRAVELERS REST	-	1,010	15,804	-	-	-	-

GREENVILLE DISTRICT	TABLE NO. 3 STATISTICAL REPORT (continued)						
	Capital Campaign and Other Designated Projects			Institutional Support			
Church Name	Other Sources & Projects	Amount received for Special Sundays, General Advance Specials, World Service Specials, Conference Advance Specials and other forms of directed benevolent (charitable) giving	Total income for designated causes including capital campaign and other special projects	Equitable Compensation Funds	Advanced Special, apportioned and connectional funds received by church	Other grants and financial support from institutional sources	Total income from connectional and other institutional sources outside the local church
	68.c	68.d	68	69.a	69.b	69.c	69
TRINITY/FOUNTAIN INN	-	-	1,830	-	-	-	-
TRINITY/GRAY COURT	-	790	4,524	-	-	-	-
TRINITY/GREENVILLE	7,113	-	11,858	-	-	-	-
VICTOR	-	-	300	-	-	-	-
WESLEY CHAPEL	-	-	-	-	-	-	-
WOOD'S CHAPEL	-	-	-	-	-	-	-
ZOAR	2,398	-	2,398	-	-	-	-
TOTALS	**55,833**	**208,328**	**1,456,690**	**-**	**-**	**8,600**	**8,600**

GREENWOOD DISTRICT	TABLE NO. 1 STATISTICAL REPORT															
	Church Membership															
Church Name	Total Professing Members at Close of last year	Received this year on Profession of Christian Faith	Restored by affirmation	Correct previous year's reporting errors of total professing membership numbers by addition	Transferred in from other United Methodist Churches	Transferred in from non-United Methodist churches	Removed by Charge Conference Action	Withdrawn from Professing Membership	Correct previous year's reporting errors of total professing membership numbers by subtraction	Transferred out to other United Methodist Churches	Transferred out to non-United Methodist Churches	Removed by death	Total Professing Members at close of this year	Asian	African American/Black	Hispanic/Latino
	1	2.a	2.b	2.c	3	4	5.a	5.b	5.c	6	7	8	9	9.a	9.b	9.c
ALDERSGATE	149	4	-	3	1	-	-	-	-	2	2	4	149	-	-	-
BATH	86	-	-	-	-	2	-	-	-	-	-	1	87	-	-	-
BELVEDERE	149	-	-	-	1	-	-	-	15	-	8	5	122	-	-	1
BETHANY	231	5	-	-	1	-	-	-	-	-	-	2	235	-	-	-
BETHLEHEM/GREENWOOD	48	4	-	-	2	-	-	-	-	-	2	2	50	-	-	-
BETHLEHEM/SALUDA	106	-	-	-	-	-	-	-	-	-	-	2	104	-	-	-
BRANCH HILL	35	-	-	-	-	-	-	-	-	-	-	-	35	-	34	-
BROAD STREET	453	-	-	-	5	3	-	-	-	1	-	6	454	-	2	-
BUTLER	121	-	-	-	-	-	-	-	-	-	-	1	120	-	-	-
CALVARY	18	1	1	-	-	-	-	-	1	-	-	1	18	-	17	-
CAMBRIDGE	234	2	-	-	2	-	-	-	-	1	-	1	236	-	1	-
CAPERS CHAPEL/LANGLEY	73	-	-	-	-	1	-	-	-	-	-	-	74	-	-	-
CAPERS CHAPEL/POMARIA	36	-	-	-	1	2	-	-	-	-	-	-	39	-	-	-
CENTRAL/LAURENS	70	-	-	-	-	-	-	-	-	2	2	-	66	-	-	-
CENTRAL/NEWBERRY	634	1	-	-	4	3	-	-	-	1	2	7	632	-	3	6
COKESBURY	56	2	-	-	-	-	-	-	-	-	-	-	58	-	-	-
EBENEZER/GREENWOOD	32	-	-	-	-	-	-	-	-	-	-	2	30	-	-	-
EBENEZER/NEWBERRY	94	2	-	-	2	-	-	-	1	3	1	1	92	-	1	-
EDGEFIELD	270	1	-	-	1	2	-	-	-	-	-	5	269	-	-	-
EMORY	188	-	-	-	-	-	-	-	-	-	-	-	188	-	-	-
EPTING MEMORIAL	225	7	-	-	4	-	-	-	-	4	1	1	230	-	-	-
EPWORTH	139	-	-	-	-	-	-	-	-	-	-	4	135	-	-	-
FIRST/LAURENS	505	-	-	-	-	4	-	-	-	2	1	8	498	-	1	2
GASSAWAY	67	2	-	-	-	-	-	-	-	-	-	1	68	-	-	-
GRACE	1,929	6	-	-	8	10	-	-	-	4	5	16	1,928	1	5	3
HARMONY/JOHNSTON	229	1	-	-	3	-	-	-	-	2	-	5	226	-	1	-
HARMONY/WARE SHOALS	112	-	-	-	-	-	-	-	-	2	3	3	104	-	-	-
HARRIS	118	-	-	-	-	-	-	-	-	-	1	1	116	-	-	-
HODGES	140	-	-	-	-	2	-	-	-	1	-	1	140	-	-	-
HOPEWELL	45	-	-	-	-	-	-	-	-	-	1	-	44	-	-	-
JOHNSTON	209	1	-	-	4	1	-	-	-	1	7	1	206	-	-	-
KINARDS	63	-	-	-	-	-	-	-	-	2	-	2	59	-	-	-
KINGS CHAPEL	26	1	-	-	-	-	-	-	-	-	-	2	25	-	-	-
LANGLEY	221	1	-	-	2	2	-	-	-	-	-	4	222	-	-	-

GREENWOOD DISTRICT	TABLE NO. 1 STATISTICAL REPORT															
	Church Membership															
Church Name	Total Professing Members at Close of last year	Received this year on Profession of Christian Faith	Restored by affirmation	Correct previous year's reporting errors of total professing membership numbers by addition	Transferred in from other United Methodist Churches	Transferred in from non-United Methodist churches	Removed by Charge Conference Action	Withdrawn from Professing Membership	Correct previous year's reporting errors of total professing membership numbers by subtraction	Transferred out to other United Methodist Churches	Transferred out to non-United Methodist Churches	Removed by death	Total Professing Members at close of this year	Asian	African American/Black	Hispanic/Latino
	1	2.a	2.b	2.c	3	4	5.a	5.b	5.c	6	7	8	9	9.a	9.b	9.c
LEBANON	35	-	-	-	-	-	-	-	-	3	-	1	31	-	-	-
LEESVILLE	401	4	-	-	2	10	-	-	-	2	1	14	400	-	-	2
LEWIS MEMORIAL	269	5	-	-	1	1	-	-	-	-	3	8	265	-	-	-
LOWELL STREET	129	2	3	-	-	-	-	-	-	1	4	7	122	1	-	-
LUPO MEMORIAL	94	-	-	-	-	-	-	-	-	-	-	1	93	4	-	-
MAIN STREET/GREENWOOD	1,218	7	-	1	7	6	-	-	-	9	1	21	1,208	-	1	-
MARTHA CHAPEL	31	-	-	-	-	-	-	-	-	-	-	-	31	-	65	-
MATHEWS	158	2	-	-	-	-	-	1	-	1	-	6	152	-	-	-
MAYS	53	-	-	-	-	-	-	1	-	-	1	1	50	-	50	-
MCCORMICK	272	4	-	-	4	2	-	2	-	-	1	8	271	-	1	-
MCKENDREE	80	1	-	-	-	-	-	-	-	-	-	1	80	-	-	-
MT BETHEL	92	-	-	-	-	1	-	-	-	1	2	-	90	-	-	-
MT CARMEL/GREENWOOD	85	1	-	-	1	-	-	-	-	1	-	-	86	-	-	-
MT CARMEL/NINETY SIX	47	-	-	-	-	-	-	-	-	-	-	-	47	1	46	-
MT LEBANON	94	-	-	-	-	-	-	-	-	-	-	2	92	-	-	-
MT PLEASANT	217	-	-	-	1	2	-	-	-	-	2	5	213	-	-	-
NAZARETH	220	-	-	-	-	9	-	-	-	-	-	2	227	-	1	-
NEW CHAPEL	42	3	-	-	-	-	-	-	-	-	-	2	43	-	-	-
NEW HOPE	182	4	-	-	2	-	-	-	-	-	-	6	182	-	-	-
O'NEAL STREET	102	1	-	-	-	1	-	-	-	3	-	6	95	-	-	-
PANOLA	74	1	-	-	-	-	-	-	-	1	-	1	73	-	-	-
PENTECOST	68	-	-	-	2	-	-	-	-	-	-	3	67	-	-	1
REHOBOTH	257	1	-	-	-	-	-	-	-	-	-	1	257	-	-	-
REPUBLICAN	156	2	2	-	-	-	-	-	-	-	-	5	155	-	1	-
RIDGE SPRING	21	-	-	-	-	-	-	-	-	-	-	-	21	-	-	-
SANDY SPRINGS	24	-	-	-	-	-	-	-	-	-	2	1	21	-	-	-
SHARON	26	-	-	-	2	-	-	-	-	1	-	1	26	-	-	-
SHILOH	120	1	-	-	-	-	-	-	-	-	-	1	120	-	-	-
SOULE CHAPEL	32	-	-	-	-	-	-	-	-	-	-	-	32	-	-	-
SPANN	10	-	-	-	-	-	-	-	-	-	-	-	10	-	-	-
SPRINGDALE	59	-	-	-	-	-	-	-	-	-	-	1	58	-	-	-
ST JAMES	237	1	-	-	-	3	-	-	-	-	1	5	235	-	-	-
ST JOHN/GRANITEVILLE	338	1	-	-	2	1	-	-	-	1	1	8	332	-	-	-
ST JOHN'S/BATESBURG	236	-	-	-	-	2	-	-	-	-	-	4	234	-	-	-

GREENWOOD DISTRICT	TABLE NO. 1 STATISTICAL REPORT															
	Church Membership															
Church Name	Total Professing Members at Close of last year	Received this year on Profession of Christian Faith	Restored by affirmation	Correct previous year's reporting errors of total professing membership numbers by addition	Transferred in from other United Methodist Churches	Transferred in from non-United Methodist churches	Removed by Charge Conference Action	Withdrawn from Professing Membership	Correct previous year's reporting errors of total professing membership numbers by subtraction	Transferred out to other United Methodist Churches	Transferred out to non-United Methodist Churches	Removed by death	Total Professing Members at close of this year	Asian	African American/Black	Hispanic/Latino
	1	2.a	2.b	2.c	3	4	5.a	5.b	5.c	6	7	8	9	9.a	9.b	9.c
ST MARK	1,157	30	-	-	9	31	-	2	-	6	9	12	1,198	-	3	2
ST PAUL/NINETY SIX	325	1	-	-	1	4	-	-	-	-	-	6	325	-	-	-
ST PAUL/PLUM BRANCH	55	-	-	-	-	-	-	1	-	-	-	2	52	-	-	-
ST PAUL/SALUDA	344	1	-	-	-	-	-	-	-	1	4	3	337	-	2	-
TRANQUIL	375	4	-	7	2	1	-	-	5	4	-	5	375	-	-	-
TRENTON	51	1	-	-	-	-	-	-	-	-	-	1	51	-	-	-
TRINITY/GREENWOOD	71	-	-	-	-	-	-	-	-	-	-	3	68	-	68	-
TRINITY/NEWBERRY	223	5	-	-	-	-	-	-	-	2	-	3	223	-	-	-
TROY	145	2	-	-	1	-	-	1	-	-	1	4	142	-	-	1
VAUCLUSE	97	5	-	-	-	-	-	-	-	-	-	1	101	-	-	-
WARE SHOALS	118	-	-	-	4	1	-	-	2	1	-	1	119	-	-	-
WARRENVILLE	34	-	-	-	-	-	-	-	-	2	-	-	32	-	-	-
WATERLOO	75	2	-	-	-	1	-	-	-	-	-	2	76	-	-	-
WIGHTMAN	423	37	-	1	17	30	-	-	-	-	-	4	504	-	-	-
ZION	312	2	1	-	2	2	1	-	3	-	5	7	303	-	-	-
ZOAR	82	-	-	-	-	-	-	-	-	-	-	-	82	-	-	-
TOTALS	**16,477**	**172**	**7**	**12**	**101**	**140**	**1**	**8**	**27**	**68**	**74**	**265**	**16,466**	**7**	**303**	**18**

GREENWOOD DISTRICT	TABLE NO. 1 STATISTICAL REPORT (continued)													
	Church Membership (continued)											Christian Formation Groups		
Church Name	Native American	Pacific Islander	White	Multi-Racial	Females	Males	Average attendance at all weekly worship services	Number of persons baptized this year (all ages)	Total Baptized Members who have not become Professing Members	Number of other constituents	Total enrolled in confirmation classes This Year	Number of Children in all Christian formation groups and other small group ministries 0-11	Number of Youth in all Christian formation groups and other small group ministries 12-18	Number of Young Adults in all Christian formation groups and other small group ministries 19-30
	9.d	9.e	9.f	9.g	9.h	9.i	10	11	12	13	14	15	16	17
ALDERSGATE	-	-	149	-	80	69	51	-	5	3	-	6	3	1
BATH	-	-	87	-	52	35	21	-	-	7	1	3	1	10
BELVEDERE	1	1	119	-	72	50	60	-	5	12	-	9	7	10
BETHANY	-	-	234	-	150	85	72	2	31	13	5	21	8	-
BETHLEHEM/GREENWOOD	-	-	50	-	35	15	40	-	-	9	-	-	-	6
BETHLEHEM/SALUDA	-	-	104	-	62	42	40	1	-	-	-	8	1	6
BRANCH HILL	-	-	-	-	24	11	-	-	-	-	-	-	-	-
BROAD STREET	-	-	452	-	213	241	166	6	46	21	-	25	30	34
BUTLER	-	-	120	-	64	56	90	-	-	-	-	-	-	-
CALVARY	-	-	-	-	17	1	18	-	2	1	-	1	1	1
CAMBRIDGE	-	-	233	2	170	66	71	-	17	11	-	9	3	8
CAPERS CHAPEL/LANGLEY	-	-	74	-	38	36	25	-	3	2	5	9	15	10
CAPERS CHAPEL/POMARIA	-	-	39	-	23	16	26	3	-	6	-	3	2	-
CENTRAL/LAURENS	-	-	66	-	42	24	17	-	-	-	-	-	-	-
CENTRAL/NEWBERRY	-	-	623	-	330	302	185	3	86	15	-	45	35	30
COKESBURY	-	-	58	-	30	28	24	2	-	16	-	5	-	-
EBENEZER/GREENWOOD	-	-	30	-	13	17	22	-	-	8	-	2	-	-
EBENEZER/NEWBERRY	-	-	91	-	51	41	33	-	-	5	2	-	2	1
EDGEFIELD	-	1	268	-	151	118	93	3	25	17	-	22	6	-
EMORY	-	-	188	-	98	90	65	-	12	8	-	6	6	8
EPTING MEMORIAL	-	-	230	-	138	92	67	2	8	-	-	8	16	6
EPWORTH	-	1	134	-	81	54	38	2	2	1	-	-	10	-
FIRST/LAURENS	-	-	495	-	260	238	116	-	-	5	10	15	15	-
GASSAWAY	-	-	66	-	46	22	40	2	-	-	-	8	5	6
GRACE	-	-	1,919	-	1,027	901	557	15	20	150	15	9	8	7
HARMONY/JOHNSTON	-	-	225	-	128	98	108	6	35	-	-	24	26	33
HARMONY/WARE SHOALS	-	-	104	-	58	46	33	-	2	2	-	2	-	-
HARRIS	-	-	116	-	69	47	42	1	1	6	-	6	-	15
HODGES	-	-	140	-	71	69	77	1	22	22	-	15	10	-
HOPEWELL	-	-	44	-	25	19	19	2	-	-	-	1	1	-
JOHNSTON	-	-	206	-	130	76	78	4	21	-	-	11	9	18
KINARDS	-	-	59	-	26	33	35	1	6	5	-	9	1	7
KINGS CHAPEL	-	-	25	-	17	8	15	-	1	6	-	2	4	-
LANGLEY	-	-	222	-	128	94	89	1	39	19	9	22	12	36

GREENWOOD DISTRICT	TABLE NO. 1 STATISTICAL REPORT (continued)													
	Church Membership (continued)											Christian Formation Groups		
Church Name	Native American	Pacific Islander	White	Multi-Racial	Females	Males	Average attendance at all weekly worship services	Number of persons baptized this year (all ages)	Total Baptized Members who have not become Professing Members	Number of other constituents	Total enrolled in confirmation classes This Year	Number of Children in all Christian formation groups and other small group ministries 0-11	Number of Youth in all Christian formation groups and other small group ministries 12-18	Number of Young Adults in all Christian formation groups and other small group ministries 19-30
	9.d	9.e	9.f	9.g	9.h	9.i	10	11	12	13	14	15	16	17
LEBANON	-	-	31	-	20	11	10	-	-	1	-	-	1	1
LEESVILLE	1	-	397	-	222	178	174	7	75	23	10	38	14	30
LEWIS MEMORIAL	-	-	-	-	144	121	83	7	10	19	-	3	8	-
LOWELL STREET	-	-	121	-	77	45	70	2	1	1	4	13	10	13
LUPO MEMORIAL	-	-	89	-	54	39	47	-	15	24	-	11	13	8
MAIN STREET/GREENWOOD	-	-	-	-	652	556	311	10	102	57	6	110	65	60
MARTHA CHAPEL	-	-	-	-	18	13	35	2	2	-	-	3	10	2
MATHEWS	1	-	151	-	96	56	40	-	10	2	-	4	-	2
MAYS	-	-	-	-	26	24	35	-	-	-	-	-	-	-
MCCORMICK	-	-	270	-	153	118	176	2	1	46	-	-	-	-
MCKENDREE	-	-	79	-	42	38	45	-	7	1	-	3	10	3
MT BETHEL	-	-	90	-	47	43	50	2	10	1	-	11	2	5
MT CARMEL/GREENWOOD	-	-	86	-	49	37	40	-	-	8	-	4	6	10
MT CARMEL/NINETY SIX	-	-	-	-	35	12	27	-	8	-	-	8	1	1
MT LEBANON	-	-	92	-	55	37	45	-	-	18	-	-	-	-
MT PLEASANT	-	-	213	-	123	90	68	1	14	16	-	8	7	3
NAZARETH	-	-	225	1	133	94	105	1	14	12	-	12	11	15
NEW CHAPEL	-	-	-	-	17	26	22	1	-	-	-	3	3	-
NEW HOPE	-	-	182	-	96	86	84	5	17	19	4	10	14	15
O'NEAL STREET	-	-	95	-	55	40	36	2	1	7	-	3	-	-
PANOLA	-	-	73	-	46	27	34	-	5	12	1	-	3	-
PENTECOST	-	-	66	-	36	31	31	1	3	12	-	6	1	-
REHOBOTH	-	-	257	-	136	121	52	-	11	-	-	5	2	-
REPUBLICAN	-	-	151	3	91	64	50	2	-	20	-	8	11	8
RIDGE SPRING	-	-	21	-	12	9	11	-	-	5	-	-	-	-
SANDY SPRINGS	-	-	21	-	16	5	15	-	-	-	-	-	-	-
SHARON	-	-	26	-	13	13	15	-	-	2	-	-	-	-
SHILOH	-	-	120	-	69	51	55	-	-	-	-	-	-	-
SOULE CHAPEL	-	-	32	-	17	15	20	-	-	22	-	-	2	-
SPANN	-	-	10	-	3	7	14	-	-	12	-	-	-	-
SPRINGDALE	-	-	58	-	32	26	26	-	-	-	-	-	-	-
ST JAMES	-	-	234	1	138	97	105	3	27	-	-	21	5	10
ST JOHN/GRANITEVILLE	-	-	332	-	213	119	95	3	2	-	-	14	9	-
ST JOHN'S/BATESBURG	-	-	234	-	131	103	89	2	9	42	8	27	10	4

GREENWOOD DISTRICT	TABLE NO. 1 STATISTICAL REPORT (continued)													
	Church Membership (continued)											Christian Formation Groups		
Church Name	Native American	Pacific Islander	White	Multi-Racial	Females	Males	Average attendance at all weekly worship services	Number of persons baptized this year (all ages)	Total Baptized Members who have not become Professing Members	Number of other constituents	Total enrolled in confirmation classes This Year	Number of Children in all Christian formation groups and other small group ministries 0-11	Number of Youth in all Christian formation groups and other small group ministries 12-18	Number of Young Adults in all Christian formation groups and other small group ministries 19-30
	9.d	9.e	9.f	9.g	9.h	9.i	10	11	12	13	14	15	16	17
ST MARK	-	-	1,193	-	653	545	606	19	102	101	22	122	69	20
ST PAUL/NINETY SIX	-	-	325	-	178	147	98	2	27	10	-	18	8	2
ST PAUL/PLUM BRANCH	-	-	52	-	26	26	22	-	-	-	-	12	2	-
ST PAUL/SALUDA	-	-	335	-	179	158	150	1	-	8	-	22	25	16
TRANQUIL	-	-	375	-	203	172	130	4	11	45	11	29	6	46
TRENTON	-	-	51	-	33	18	40	1	6	-	-	12	3	-
TRINITY/GREENWOOD	-	-	-	-	41	27	30	-	-	-	-	12	4	-
TRINITY/NEWBERRY	-	-	-	-	126	97	81	5	-	5	5	9	13	21
TROY	-	-	141	-	71	71	57	1	13	71	1	12	3	12
VAUCLUSE	-	-	101	-	47	54	43	3	2	30	-	8	3	-
WARE SHOALS	1	-	118	-	65	54	42	1	2	5	-	7	1	9
WARRENVILLE	-	-	32	-	16	16	16	-	-	2	-	-	-	-
WATERLOO	-	-	76	-	41	35	39	3	11	2	-	-	2	-
WIGHTMAN	-	-	504	-	289	215	371	14	106	99	-	75	51	16
ZION	-	-	303	-	143	160	167	-	55	46	-	33	23	4
ZOAR	-	-	80	2	42	40	38	-	5	5	-	4	1	-
TOTALS	**4**	**3**	**14,412**	**9**	**9,139**	**7,327**	**6,478**	**164**	**1,073**	**1,181**	**119**	**1,006**	**669**	**589**

GREENWOOD DISTRICT	TABLE NO 1 STATISTICAL REPORT (continued)									
	Christian Formation Groups (continued)								UMMen	
Church Name	Number of Other Adults in all Christian formation groups and other small group ministries 31 and older	Total Christian formation participants	Average weekly attendance (all ages) in Sunday Church school	Number of persons (all ages) active in covenant discipleship groups	Number of participants in Vacation Bible School	Number of ongoing classes (all ages) for learning in Sunday Church School	Number of ongoing classes for learning (all ages) other than Sunday Church School	Number of short-term classes and groups (all ages) for learning	Membership in United Methodist Men	Amount Paid for Projects UMM
	18	19	20	21	22	23	24	25	26	27
ALDERSGATE	41	51	29	14	6	4	1	1	-	-
BATH	15	29	8	-	5	2	1	-	-	-
BELVEDERE	34	60	47	14	45	7	4	2	12	500
BETHANY	49	78	37	-	98	7	-	1	-	-
BETHLEHEM/GREENWOOD	22	28	14	-	-	2	-	-	-	-
BETHLEHEM/SALUDA	30	45	10	-	25	3	3	1	-	-
BRANCH HILL	-	-	-	-	-	-	-	-	-	-
BROAD STREET	40	129	52	-	50	8	1	1	16	500
BUTLER	-	-	40	-	-	5	-	-	-	-
CALVARY	8	11	-	10	-	-	1	1	-	-
CAMBRIDGE	19	39	57	150	-	7	4	3	20	-
CAPERS CHAPEL/LANGLEY	10	44	20	-	10	4	-	1	-	-
CAPERS CHAPEL/POMARIA	6	11	6	-	-	2	-	2	-	-
CENTRAL/LAURENS	-	-	6	-	-	-	-	-	-	-
CENTRAL/NEWBERRY	95	205	90	15	50	10	2	5	22	3,444
COKESBURY	28	33	16	-	-	-	-	-	5	-
EBENEZER/GREENWOOD	13	15	10	-	-	1	-	-	-	-
EBENEZER/NEWBERRY	36	39	12	-	-	2	-	1	-	-
EDGEFIELD	6	34	53	7	76	8	3	2	12	274
EMORY	30	50	22	8	25	6	1	1	-	-
EPTING MEMORIAL	13	43	46	3	45	6	4	3	15	600
EPWORTH	12	22	12	-	5	2	1	-	5	187
FIRST/LAURENS	10	40	52	10	30	9	2	1	14	327
GASSAWAY	20	39	15	-	5	-	-	-	-	-
GRACE	8	32	383	240	200	30	6	15	45	6,893
HARMONY/JOHNSTON	61	144	44	10	-	4	2	1	-	-
HARMONY/WARE SHOALS	19	21	22	5	7	4	1	1	-	-
HARRIS	30	51	20	-	-	3	-	3	10	500
HODGES	36	61	60	-	55	7	1	-	15	741
HOPEWELL	-	2	2	-	-	2	-	-	-	-
JOHNSTON	54	92	29	10	45	5	2	1	-	-
KINARDS	14	31	10	-	30	2	3	2	-	-
KINGS CHAPEL	7	13	11	-	-	-	-	-	-	-
LANGLEY	31	101	40	23	121	7	25	-	12	200

GREENWOOD DISTRICT	TABLE NO 1 STATISTICAL REPORT (continued)									
	Christian Formation Groups (continued)								UMMen	
Church Name	Number of Other Adults in all Christian formation groups and other small group ministries 31 and older	Total Christian formation participants	Average weekly attendance (all ages) in Sunday Church school	Number of persons (all ages) active in covenant discipleship groups	Number of participants in Vacation Bible School	Number of ongoing classes (all ages) for learning in Sunday Church School	Number of ongoing classes for learning (all ages) other than Sunday Church School	Number of short-term classes and groups (all ages) for learning	Membership in United Methodist Men	Amount Paid for Projects UMM
	18	19	20	21	22	23	24	25	26	27
LEBANON	6	8	6	5	-	1	1	1	-	-
LEESVILLE	141	223	133	12	91	12	3	2	25	2,407
LEWIS MEMORIAL	47	58	39	-	75	5	-	-	-	-
LOWELL STREET	32	68	43	20	67	7	2	2	16	3,584
LUPO MEMORIAL	12	44	21	8	50	3	2	2	10	350
MAIN STREET/GREENWOOD	380	615	165	85	85	19	3	8	27	-
MARTHA CHAPEL	20	35	13	-	15	2	2	-	8	300
MATHEWS	30	36	22	18	47	4	1	1	20	1,425
MAYS	3	3	10	-	25	2	1	1	10	125
MCCORMICK	83	83	44	93	-	4	12	2	70	3
MCKENDREE	11	27	-	-	21	-	1	-	-	-
MT BETHEL	27	45	37	-	14	6	1	-	-	-
MT CARMEL/GREENWOOD	17	37	10	8	-	1	-	-	14	300
MT CARMEL/NINETY SIX	4	14	4	-	-	1	1	-	-	-
MT LEBANON	15	15	10	-	30	1	-	2	11	200
MT PLEASANT	24	42	25	6	15	5	-	1	40	6,650
NAZARETH	121	159	65	-	28	8	4	2	6	300
NEW CHAPEL	6	12	5	-	-	-	-	-	12	131
NEW HOPE	30	69	38	-	50	6	-	2	12	247
O'NEAL STREET	11	14	11	-	-	2	-	1	-	-
PANOLA	33	36	25	3	-	2	-	-	13	197
PENTECOST	-	7	18	-	32	3	-	2	10	500
REHOBOTH	32	39	24	-	-	4	-	-	7	-
REPUBLICAN	46	73	27	10	36	6	-	-	18	553
RIDGE SPRING	-	-	-	-	-	-	-	-	-	-
SANDY SPRINGS	-	-	6	-	-	-	-	-	-	-
SHARON	-	-	-	-	-	-	-	-	-	-
SHILOH	-	-	30	-	95	-	-	1	-	-
SOULE CHAPEL	22	24	14	-	-	2	-	1	-	-
SPANN	-	-	-	-	-	-	-	-	-	-
SPRINGDALE	-	-	9	-	-	2	-	-	-	-
ST JAMES	65	101	54	-	105	10	2	2	-	-
ST JOHN/GRANITEVILLE	60	83	52	-	35	9	-	-	17	375
ST JOHN'S/BATESBURG	95	136	57	23	88	9	2	2	26	1,700

GREENWOOD DISTRICT	TABLE NO 1 STATISTICAL REPORT (continued)									
	Christian Formation Groups (continued)								UMMen	
Church Name	Number of Other Adults in all Christian formation groups and other small group ministries 31 and older	Total Christian formation participants	Average weekly attendance (all ages) in Sunday Church school	Number of persons (all ages) active in covenant discipleship groups	Number of participants in Vacation Bible School	Number of ongoing classes (all ages) for learning in Sunday Church School	Number of ongoing classes for learning (all ages) other than Sunday Church School	Number of short-term classes and groups (all ages) for learning	Membership in United Methodist Men	Amount Paid for Projects UMM
	18	19	20	21	22	23	24	25	26	27
ST MARK	358	569	288	25	303	22	8	9	25	6,153
ST PAUL/NINETY SIX	39	67	63	14	44	9	-	1	16	7,890
ST PAUL/PLUM BRANCH	12	26	11	-	20	-	-	-	-	-
ST PAUL/SALUDA	24	87	82	-	55	10	-	-	-	-
TRANQUIL	149	230	85	69	69	9	5	4	-	-
TRENTON	8	23	12	-	-	2	-	-	-	-
TRINITY/GREENWOOD	10	26	15	-	15	2	1	-	15	500
TRINITY/NEWBERRY	15	58	25	21	130	7	-	4	20	730
TROY	27	54	36	-	47	7	-	-	12	75
VAUCLUSE	12	23	21	-	16	3	-	2	10	-
WARE SHOALS	18	35	30	7	15	5	2	7	-	-
WARRENVILLE	9	9	7	-	-	1	-	-	-	-
WATERLOO	12	14	-	-	-	2	1	-	-	400
WIGHTMAN	188	330	170	72	111	18	2	18	25	750
ZION	101	161	96	5	75	13	6	1	22	3,255
ZOAR	-	5	-	-	-	-	-	-	-	-
TOTALS	**3,152**	**5,416**	**3,233**	**1,023**	**2,837**	**405**	**131**	**130**	**720**	**53,266**

GREENWOOD DISTRICT	TABLE NO. 1 STATISTICAL REPORT (continued)									
	UMWomen		UMVIM		Mission Teams		Community Ministries			
Church Name	Membership in United Methodist Women	Amount paid for local church and community work UMW	Number UMVIM teams sent from Local church	Number of persons sent out on UMVIM teams from this local church	Number of other mission teams sent from this local church	Number of persons sent out on other mission teams from this local church	Number of community ministries for daycare and/or education	Number of persons served by community ministries for daycare and/or education	Number of community ministries for outreach, justice, and mercy	Number of persons served by community ministries for outreach, justice, and mercy
	28	29	30.a	30.b	31.a	31.b	32	33	34	35
ALDERSGATE	19	1,866	-	-	-	1	-	-	-	-
BATH	8	100	-	-	-	5	-	-	80	-
BELVEDERE	25	910	1	1	-	2	-	-	7	2,292
BETHANY	16	11,935	-	-	1	2	-	-	80	-
BETHLEHEM/GREENWOOD	-	-	-	-	-	-	-	-	-	-
BETHLEHEM/SALUDA	-	-	-	-	-	-	-	-	-	-
BRANCH HILL	-	-	-	-	-	-	-	-	-	-
BROAD STREET	54	5,149	-	-	3	48	3	116	15	1,000
BUTLER	-	-	-	-	-	-	15	-	-	-
CALVARY	-	-	-	-	-	-	-	-	6	200
CAMBRIDGE	-	-	-	-	-	4	-	-	8	-
CAPERS CHAPEL/LANGLEY	9	150	-	-	-	3	-	-	2	62
CAPERS CHAPEL/POMARIA	6	150	-	-	-	1	-	-	-	-
CENTRAL/LAURENS	-	6	-	-	-	-	-	-	-	-
CENTRAL/NEWBERRY	49	656	-	-	8	150	3	92	6	55
COKESBURY	11	835	-	-	-	-	-	-	-	-
EBENEZER/GREENWOOD	-	-	-	-	-	-	-	-	-	-
EBENEZER/NEWBERRY	-	-	-	-	1	2	-	-	5	55
EDGEFIELD	13	483	-	1	8	60	5	119	25	2,541
EMORY	24	-	-	-	3	3	3	-	4	95
EPTING MEMORIAL	28	4,172	-	1	1	5	-	-	1	6
EPWORTH	7	140	-	-	3	20	-	-	-	-
FIRST/LAURENS	24	760	-	-	-	-	-	-	-	-
GASSAWAY	-	-	-	-	-	-	-	-	-	-
GRACE	153	6,432	1	15	10	120	5	210	8	40,000
HARMONY/JOHNSTON	23	1,500	-	-	-	-	12	405	1	120
HARMONY/WARE SHOALS	-	-	1	10	-	-	-	-	2	200
HARRIS	10	500	-	1	-	-	-	-	5	200
HODGES	22	1,098	-	-	1	-	-	-	-	-
HOPEWELL	-	-	-	-	-	-	-	-	1	6
JOHNSTON	17	470	-	-	-	-	-	-	1	62
KINARDS	-	-	-	-	2	15	-	-	3	100
KINGS CHAPEL	-	-	-	-	-	-	-	-	-	-
LANGLEY	25	300	-	-	8	8	-	-	9	125

GREENWOOD DISTRICT	TABLE NO. 1 STATISTICAL REPORT (continued)									
	UMWomen		UMVIM		Mission Teams		Community Ministries			
Church Name	Membership in United Methodist Women	Amount paid for local church and community work UMW	Number UMVIM teams sent from Local church	Number of persons sent out on UMVIM teams from this local church	Number of other mission teams sent from this local church	Number of persons sent out on other mission teams from this local church	Number of community ministries for daycare and/or education	Number of persons served by community ministries for daycare and/or education	Number of community ministries for outreach, justice, and mercy	Number of persons served by community ministries for outreach, justice, and mercy
	28	29	30.a	30.b	31.a	31.b	32	33	34	35
LEBANON	7	-	-	-	-	-	-	-	1	10
LEESVILLE	54	1,480	-	3	1	2	-	-	3	67
LEWIS MEMORIAL	21	1,833	-	-	-	-	-	-	1	152
LOWELL STREET	20	2,000	-	-	6	-	-	-	3	105
LUPO MEMORIAL	12	520	-	-	4	30	-	-	3	120
MAIN STREET/GREENWOOD	125	1,532	-	-	3	1	1	75	6	336
MARTHA CHAPEL	22	340	-	-	-	-	1	10	2	150
MATHEWS	8	-	-	-	-	-	-	-	4	223
MAYS	15	150	-	-	-	-	-	-	10	50
MCCORMICK	64	2	6	6	1	8	-	-	5	20
MCKENDREE	11	275	-	-	-	-	-	-	-	-
MT BETHEL	-	-	-	-	-	-	-	-	2	28
MT CARMEL/GREENWOOD	13	550	-	-	3	-	-	-	5	10
MT CARMEL/NINETY SIX	-	-	-	-	-	-	-	-	-	-
MT LEBANON	11	500	-	-	1	10	-	-	12	100
MT PLEASANT	15	2,000	-	-	-	4	-	-	6	236
NAZARETH	28	300	-	-	-	11	-	-	4	80
NEW CHAPEL	-	-	-	-	-	-	-	-	-	-
NEW HOPE	11	40	1	2	1	16	-	-	-	-
O'NEAL STREET	15	675	-	-	-	-	-	-	1	10
PANOLA	15	75	-	-	-	2	-	-	-	-
PENTECOST	13	300	-	-	3	7	6	20	2	6
REHOBOTH	15	-	-	-	1	1	-	-	2	30
REPUBLICAN	16	1,721	-	-	-	-	-	-	-	-
RIDGE SPRING	-	-	-	-	-	1	-	-	2	150
SANDY SPRINGS	-	-	-	-	-	-	-	-	-	-
SHARON	7	507	-	-	-	-	-	-	-	-
SHILOH	-	-	-	-	-	-	-	-	-	-
SOULE CHAPEL	-	-	-	-	-	-	-	-	3	40
SPANN	-	-	-	2	-	-	-	-	4	200
SPRINGDALE	19	420	-	-	-	-	-	-	-	-
ST JAMES	-	-	-	-	-	-	-	-	2	60
ST JOHN/GRANITEVILLE	8	95	-	-	-	12	-	-	3	7
ST JOHN'S/BATESBURG	33	830	-	-	2	4	-	-	10	230

GREENWOOD DISTRICT	TABLE NO. 1 STATISTICAL REPORT (continued)									
	UMWomen		UMVIM		Mission Teams		Community Ministries			
Church Name	Membership in United Methodist Women	Amount paid for local church and community work UMW	Number UMVIM teams sent from Local church	Number of persons sent out on UMVIM teams from this local church	Number of other mission teams sent from this local church	Number of persons sent out on other mission teams from this local church	Number of community ministries for daycare and/or education	Number of persons served by community ministries for daycare and/or education	Number of community ministries for outreach, justice, and mercy	Number of persons served by community ministries for outreach, justice, and mercy
	28	29	30.a	30.b	31.a	31.b	32	33	34	35
ST MARK	80	6,634	-	-	2	30	6	367	4	93
ST PAUL/NINETY SIX	16	3,740	-	-	10	7	1	-	2	2,000
ST PAUL/PLUM BRANCH	14	188	-	-	-	-	-	-	-	-
ST PAUL/SALUDA	-	-	-	-	-	15	1	25	5	75
TRANQUIL	46	2,200	-	-	28	28	2	48	4	650
TRENTON	11	300	-	-	-	-	-	-	-	-
TRINITY/GREENWOOD	750	200	-	-	-	-	-	-	4	35
TRINITY/NEWBERRY	31	2	-	-	8	8	-	-	3	-
TROY	16	1,346	-	-	2	45	-	-	-	-
VAUCLUSE	8	-	-	-	3	5	3	50	1	3
WARE SHOALS	11	638	-	-	2	15	-	-	3	500
WARRENVILLE	-	-	-	-	-	-	-	-	-	-
WATERLOO	14	1,160	-	-	-	2	-	-	-	-
WIGHTMAN	60	1,106	-	2	28	296	-	-	4	287
ZION	37	256	-	-	-	40	-	-	2	105
ZOAR	-	-	-	-	-	-	-	-	-	-
TOTALS	**2,215**	**71,527**	**10**	**44**	**158**	**1,049**	**67**	**1,537**	**397**	**53,287**

GREENWOOD DISTRICT	TABLE NO. 2 STATISTICAL REPORT							
	Property and Assets				Apportionments			
Church Name	Market value of church land, buildings and equipment	Market value of other church-owned assets	Debts secured by church physical assets	Other debt	Total amount APPORTIONED to the local church for all causes paid to the AC Treasurer	Total amount PAID by the local church for all apportioned causes to the AC Treasurer	Total amount APPORTIONED to the local church for all apportioned causes directly paid to the DISTRICT	Total amount PAID by the local church for apportioned causes directly paid to the DISTRICT
	36	37	38	39	40.a	40.b	41.a	41.b
ALDERSGATE	805,000	56,503	74,139	-	15,340	4,863	-	-
BATH	915,700	-	-	-	3,217	1,101	-	-
BELVEDERE	2,771,000	-	-	-	11,718	11,718	-	-
BETHANY	1,847,000	87,428	-	-	11,735	11,735	-	-
BETHLEHEM/GREENWOOD	1,213,500	12,701	-	-	8,424	396	-	-
BETHLEHEM/SALUDA	633,480	92,500	-	-	5,927	5,927	-	-
BRANCH HILL	55	20	-	-	2,019	2,019	-	-
BROAD STREET	2,675,000	618,000	-	-	48,014	48,014	-	-
BUTLER	835,000	-	101,300	-	4,383	4,383	-	-
CALVARY	152,000	14,000	-	-	1,303	1,303	-	-
CAMBRIDGE	1,694,000	-	29,242	-	14,412	3,298	-	-
CAPERS CHAPEL/LANGLEY	273,000	-	-	-	3,129	1,767	-	-
CAPERS CHAPEL/POMARIA	675,500	184,916	-	-	3,739	3,739	-	-
CENTRAL/LAURENS	846,000	-	-	-	4,788	2,290	-	-
CENTRAL/NEWBERRY	3,175,000	192,000	148,248	-	52,606	52,606	-	-
COKESBURY	471,000	18,500	-	-	4,775	4,775	-	-
EBENEZER/GREENWOOD	250,000	-	-	-	1,519	1,519	-	-
EBENEZER/NEWBERRY	645,750	126,560	-	-	5,759	5,759	-	-
EDGEFIELD	2,134,500	235,182	-	-	17,832	17,835	-	-
EMORY	885,000	13,340	21,470	-	8,961	4,884	-	-
EPTING MEMORIAL	1,140,000	65,000	-	-	14,555	7,157	-	-
EPWORTH	1,075,000	-	-	-	7,512	7,512	-	-
FIRST/LAURENS	7,037,000	-	-	-	40,005	14,000	-	-
GASSAWAY	920,000	-	-	-	5,335	5,335	-	-
GRACE	15,738,250	740,546	4,115,438	50,865	152,110	72,000	-	-
HARMONY/JOHNSTON	1,383,350	-	-	-	18,023	18,023	-	-
HARMONY/WARE SHOALS	1,261,000	49,391	-	-	6,571	6,571	-	-
HARRIS	1,703,500	-	-	-	7,623	7,623	-	-
HODGES	838,000	213,248	-	-	13,586	13,586	-	-
HOPEWELL	296,000	48,018	-	-	3,888	3,888	-	-
JOHNSTON	2,061,000	-	-	-	11,767	11,767	-	-
KINARDS	4,040,000	12,000	-	-	4,420	4,420	-	-
KINGS CHAPEL	228,500	96,161	-	-	1,624	1,624	-	-
LANGLEY	2,103,000	-	-	-	12,955	12,955	-	-

GREENWOOD DISTRICT	TABLE NO. 2 STATISTICAL REPORT							
	Property and Assets				Apportionments			
Church Name	Market value of church land, buildings and equipment	Market value of other church-owned assets	Debts secured by church physical assets	Other debt	Total amount APPORTIONED to the local church for all causes paid to the AC Treasurer	Total amount PAID by the local church for all apportioned causes to the AC Treasurer	Total amount APPORTIONED to the local church for all apportioned causes directly paid to the DISTRICT	Total amount PAID by the local church for apportioned causes directly paid to the DISTRICT
	36	37	38	39	40.a	40.b	41.a	41.b
LEBANON	310,000	30,000	-	-	1,821	1,821	-	-
LEESVILLE	4,936,000	61,547	388,119	4,974	37,750	37,750	-	-
LEWIS MEMORIAL	2,245,400	110,943	-	-	15,874	15,874	-	-
LOWELL STREET	2,880,500	175,000	-	-	20,954	10,476	-	-
LUPO MEMORIAL	1,165,000	8,700	9,689	-	7,327	7,327	-	-
MAIN STREET/GREENWOOD	12,072,000	412,515	1,030,719	-	112,544	76,262	-	-
MARTHA CHAPEL	305,300	225,793	-	-	750	750	-	-
MATHEWS	1,750,000	18,493	-	-	14,397	-	-	-
MAYS	495,000	35,000	-	-	4,461	4,461	-	-
MCCORMICK	1,300,000	-	-	-	31,375	31,375	-	-
MCKENDREE	1,030,000	-	-	-	6,923	4,773	-	-
MT BETHEL	990	82	-	-	6,007	6,007	-	-
MT CARMEL/GREENWOOD	495	130	-	-	2,297	2,297	-	-
MT CARMEL/NINETY SIX	68,622	5,000	-	-	1,995	-	-	-
MT LEBANON	1,207,000	550,100	-	-	10,889	10,889	-	-
MT PLEASANT	577,500	-	-	-	12,337	12,337	-	-
NAZARETH	116,800	340,000	-	-	11,887	11,887	-	-
NEW CHAPEL	606,800	-	-	-	1,911	1,911	-	-
NEW HOPE	927,000	81,295	-	-	6,935	6,935	-	-
O'NEAL STREET	2,225,000	495,000	-	-	9,677	-	-	-
PANOLA	336,700	112,104	-	-	7,337	7,337	-	-
PENTECOST	365,000	29,000	-	-	4,843	4,843	-	-
REHOBOTH	1,200,000	70,000	-	-	15,760	7,225	-	-
REPUBLICAN	1,341,500	100,000	54,210	-	5,907	5,912	-	-
RIDGE SPRING	326,774	-	-	-	1,466	1,466	-	-
SANDY SPRINGS	537,000	-	-	-	3,778	1,889	-	-
SHARON	150,200	54,534	-	-	1,620	1,620	-	-
SHILOH	634,200	-	-	-	4,837	4,837	-	-
SOULE CHAPEL	326,000	221,297	-	-	6,743	5,000	-	-
SPANN	139,000	-	-	-	1,419	1,419	-	-
SPRINGDALE	990,000	-	-	-	5,374	5,374	-	-
ST JAMES	2,681,000	40,000	300,000	-	16,099	16,099	-	-
ST JOHN/GRANITEVILLE	3,328,000	223,321	-	-	21,208	13,718	-	-
ST JOHN'S/BATESBURG	1,527,000	200,000	-	-	20,502	8,144	-	-

GREENWOOD DISTRICT	TABLE NO. 2 STATISTICAL REPORT							
	Property and Assets				Apportionments			
Church Name	Market value of church land, buildings and equipment	Market value of other church-owned assets	Debts secured by church physical assets	Other debt	Total amount APPORTIONED to the local church for all causes paid to the AC Treasurer	Total amount PAID by the local church for all apportioned causes to the AC Treasurer	Total amount APPORTIONED to the local church for all apportioned causes directly paid to the DISTRICT	Total amount PAID by the local church for apportioned causes directly paid to the DISTRICT
	36	37	38	39	40.a	40.b	41.a	41.b
ST MARK	8,250,000	683,418	877,697	-	90,598	90,598	-	-
ST PAUL/NINETY SIX	2,495,000	289,864	-	-	23,157	16,683	-	-
ST PAUL/PLUM BRANCH	610,000	-	-	-	5,543	5,543	-	-
ST PAUL/SALUDA	-	-	-	-	32,264	32,264	-	-
TRANQUIL	2,736,000	299,066	204,188	-	24,013	24,013	-	-
TRENTON	538,500	-	-	-	5,825	4,649	-	-
TRINITY/GREENWOOD	70,000	92,000	-	-	6,515	6,515	-	-
TRINITY/NEWBERRY	-	-	-	-	11,002	11,002	-	-
TROY	895,000	-	-	-	10,183	10,183	-	-
VAUCLUSE	672,000	27,544	-	-	5,096	5,096	-	-
WARE SHOALS	1,227,000	68,608	-	-	7,033	7,033	-	-
WARRENVILLE	-	-	-	-	4,499	1,082	-	-
WATERLOO	837,000	-	-	-	6,680	6,680	-	-
WIGHTMAN	2,935,000	90,822	473,529	-	34,476	34,476	-	-
ZION	3,467,030	35,508	-	-	22,450	22,451	-	-
ZOAR	560,000	151,329	-	-	4,432	4,432	-	-
TOTALS	**136,116,396**	**8,214,027**	**7,827,988**	**55,839**	**1,258,344**	**987,108**	**-**	**-**

GREENWOOD DISTRICT	TABLE NO. 2 STATISTICAL REPORT (continued)							
	Other Benevolences							
Church Name	Total amount for General Advance Specials remitted to the AC Treasurer	Total amount for World Service Specials remitted to the AC Treasurer	Total amount for Annual Conference Advance Specials remitted to the AC Treasurer	Total amount for the Youth Service fund remitted to the AC Treasurer	Total amount of all other funds sent to AC Treasurer for connectional mission and ministry	Total Annual Conference Special Sunday Offerings remitted to the AC Treasurer	Total amount given directly to UM causes (not sent to AC Treasurer)	Total amount given to non-United Methodist benevolent and charitable causes
	42	43	44	45	46	47	48	49
ALDERSGATE	50	-	-	-	269	-	495	1,151
BATH	-	-	-	-	-	-	-	2,000
BELVEDERE	1,317	-	-	-	-	511	2,325	5,502
BETHANY	4,173	-	-	-	29	1,120	-	3,717
BETHLEHEM/GREENWOOD	-	-	-	-	-	-	-	-
BETHLEHEM/SALUDA	-	-	-	-	105	-	300	2,311
BRANCH HILL	-	-	-	-	35	-	-	-
BROAD STREET	200	-	-	-	1,196	-	4,517	10,900
BUTLER	100	-	-	-	81	-	-	-
CALVARY	-	-	100	-	21	45	100	100
CAMBRIDGE	501	-	-	-	31	203	-	550
CAPERS CHAPEL/LANGLEY	-	-	200	-	8	400	500	75
CAPERS CHAPEL/POMARIA	550	-	-	-	261	645	125	1,085
CENTRAL/LAURENS	-	-	-	-	-	-	-	-
CENTRAL/NEWBERRY	2,976	-	518	-	1,185	3,902	-	-
COKESBURY	520	-	-	-	8	65	-	-
EBENEZER/GREENWOOD	-	-	-	-	4	393	-	-
EBENEZER/NEWBERRY	665	-	625	20	120	20	1,533	976
EDGEFIELD	377	-	-	-	47	2,392	6,045	8,594
EMORY	230	-	-	-	132	578	-	-
EPTING MEMORIAL	215	-	-	-	-	421	1,065	550
EPWORTH	201	-	-	-	-	-	-	-
FIRST/LAURENS	-	-	-	-	-	-	-	-
GASSAWAY	-	-	-	-	91	582	-	-
GRACE	9,062	-	6,005	-	-	5,141	4,786	10,208
HARMONY/JOHNSTON	1,446	-	-	-	303	1,443	2,623	2,400
HARMONY/WARE SHOALS	-	-	-	-	271	-	413	270
HARRIS	-	-	-	-	134	-	-	515
HODGES	458	-	-	-	225	-	-	-
HOPEWELL	-	-	-	-	66	368	200	466
JOHNSTON	665	-	-	-	412	3,451	1,465	800
KINARDS	245	-	-	-	75	312	500	2,000
KINGS CHAPEL	-	-	-	-	28	-	-	2,250
LANGLEY	287	-	-	-	225	1,235	1,231	500

GREENWOOD DISTRICT	TABLE NO. 2 STATISTICAL REPORT (continued)							
	Other Benevolences							
Church Name	Total amount for General Advance Specials remitted to the AC Treasurer	Total amount for World Service Specials remitted to the AC Treasurer	Total amount for Annual Conference Advance Specials remitted to the AC Treasurer	Total amount for the Youth Service fund remitted to the AC Treasurer	Total amount of all other funds sent to AC Treasurer for connectional mission and ministry	Total Annual Conference Special Sunday Offerings remitted to the AC Treasurer	Total amount given directly to UM causes (not sent to AC Treasurer)	Total amount given to non-United Methodist benevolent and charitable causes
	42	43	44	45	46	47	48	49
LEBANON	-	-	-	-	32	-	200	-
LEESVILLE	410	-	-	-	1,058	2,687	875	774
LEWIS MEMORIAL	2,985	-	2,631	-	432	385	-	3,358
LOWELL STREET	500	-	-	-	31	-	-	4,198
LUPO MEMORIAL	-	-	-	-	127	-	109	850
MAIN STREET/GREENWOOD	50	-	-	-	24	5,418	-	-
MARTHA CHAPEL	-	-	-	-	15	-	-	-
MATHEWS	275	-	-	-	-	77	-	-
MAYS	-	-	-	-	-	-	-	200
MCCORMICK	2,262	-	-	-	810	1,186	1,000	2,226
MCKENDREE	80	-	-	-	-	162	-	-
MT BETHEL	-	-	-	-	-	-	-	2
MT CARMEL/GREENWOOD	-	-	-	-	45	100	200	350
MT CARMEL/NINETY SIX	-	-	-	-	-	17	100	-
MT LEBANON	660	-	-	-	260	520	1,014	1,025
MT PLEASANT	-	-	-	-	415	600	1,963	1,149
NAZARETH	1,485	-	-	-	209	100	9,755	2,603
NEW CHAPEL	-	-	-	-	184	-	-	-
NEW HOPE	915	-	-	-	491	1,251	4,020	518
O'NEAL STREET	-	-	-	-	-	-	728	191
PANOLA	1,800	-	-	-	322	735	-	600
PENTECOST	-	-	-	-	83	130	-	500
REHOBOTH	770	-	-	-	276	457	-	4,000
REPUBLICAN	510	-	-	-	110	172	-	-
RIDGE SPRING	-	-	-	-	25	-	5,136	524
SANDY SPRINGS	-	-	-	-	33	-	-	-
SHARON	-	-	-	-	28	177	-	2,421
SHILOH	797	-	-	-	88	-	-	-
SOULE CHAPEL	-	-	-	-	-	1,340	-	-
SPANN	-	-	-	-	23	-	-	187
SPRINGDALE	340	-	-	-	91	110	340	425
ST JAMES	-	-	-	-	276	625	400	3,500
ST JOHN/GRANITEVILLE	-	-	-	-	-	-	-	-
ST JOHN'S/BATESBURG	195	-	-	-	83	693	1,073	12,639

GREENWOOD DISTRICT	TABLE NO. 2 STATISTICAL REPORT (continued)							
	Other Benevolences							
Church Name	Total amount for General Advance Specials remitted to the AC Treasurer	Total amount for World Service Specials remitted to the AC Treasurer	Total amount for Annual Conference Advance Specials remitted to the AC Treasurer	Total amount for the Youth Service fund remitted to the AC Treasurer	Total amount of all other funds sent to AC Treasurer for connectional mission and ministry	Total Annual Conference Special Sunday Offerings remitted to the AC Treasurer	Total amount given directly to UM causes (not sent to AC Treasurer)	Total amount given to non-United Methodist benevolent and charitable causes
	42	43	44	45	46	47	48	49
ST MARK	8,965	-	700	-	3,023	8,654	10,900	80,090
ST PAUL/NINETY SIX	-	-	-	-	-	-	-	2,405
ST PAUL/PLUM BRANCH	-	-	-	-	92	-	900	350
ST PAUL/SALUDA	1,958	-	-	-	-	3,377	200	9,286
TRANQUIL	1,825	-	-	-	418	1,869	1,500	1,360
TRENTON	122	-	-	-	98	-	900	345
TRINITY/GREENWOOD	350	-	-	-	110	150	-	-
TRINITY/NEWBERRY	-	-	-	-	301	-	-	394
TROY	871	-	-	-	174	-	550	4,905
VAUCLUSE	-	-	-	-	109	85	1,521	-
WARE SHOALS	65	-	-	-	503	1,149	146	4,305
WARRENVILLE	-	-	-	-	-	-	1,825	50
WATERLOO	-	-	-	-	482	-	170	-
WIGHTMAN	1,839	-	500	-	1,573	400	9,330	83,188
ZION	2,781	-	1,700	-	925	3,144	1,875	14,000
ZOAR	419	-	-	-	78	190	-	967
TOTALS	**57,467**	**-**	**12,979**	**20**	**18,819**	**59,185**	**84,953**	**300,805**

GREENWOOD DISTRICT	TABLE NO. 2 STATISTICAL REPORT (continued)							
	General Special Sunday Offerings						Direct Billing	
Church Name	Human Relations Day	One Great Hour of Sharing	Peace with Justice	Native American Ministries	World Communion	UM Student Day	Total amount paid by the local church for all direct-billed clergy non-health benefits	Total amount paid by the local church for all direct-billed clergy health benefits
	50.a	50.b	50.c	50.d	50.e	50.f	51	52
ALDERSGATE	-	-	-	-	-	-	7,830	5,148
BATH	-	-	-	-	-	-	1,441	875
BELVEDERE	-	-	-	-	-	-	7,761	5,148
BETHANY	-	250	-	31	-	-	7,801	6,258
BETHLEHEM/GREENWOOD	-	-	-	-	-	-	2,408	-
BETHLEHEM/SALUDA	-	-	-	-	-	-	4,454	-
BRANCH HILL	-	-	-	-	-	-	653	-
BROAD STREET	-	-	-	-	-	107	8,811	9,090
BUTLER	-	-	-	-	-	-	-	-
CALVARY	15	15	-	28	-	-	1,811	-
CAMBRIDGE	-	-	-	-	-	-	7,693	6,258
CAPERS CHAPEL/LANGLEY	-	-	-	-	-	-	1,525	927
CAPERS CHAPEL/POMARIA	-	145	-	-	-	-	1,281	-
CENTRAL/LAURENS	-	-	-	-	-	-	3,759	-
CENTRAL/NEWBERRY	-	-	-	-	-	-	17,284	5,148
COKESBURY	-	-	-	-	-	-	6,338	8,128
EBENEZER/GREENWOOD	-	-	-	-	-	-	-	-
EBENEZER/NEWBERRY	20	20	20	20	20	20	2,884	3,468
EDGEFIELD	-	-	-	-	-	-	8,858	10,812
EMORY	-	-	-	-	-	-	4,639	2,574
EPTING MEMORIAL	-	-	-	-	-	-	8,488	8,452
EPWORTH	-	-	-	-	-	-	2,047	-
FIRST/LAURENS	-	-	-	-	-	-	9,479	10,812
GASSAWAY	-	-	-	-	-	-	-	-
GRACE	-	-	-	-	-	-	13,945	7,980
HARMONY/JOHNSTON	-	-	-	-	-	-	9,378	12,630
HARMONY/WARE SHOALS	-	-	-	-	-	-	7,914	5,148
HARRIS	-	-	-	-	-	-	-	-
HODGES	-	-	-	-	-	-	-	-
HOPEWELL	-	-	-	-	-	-	-	-
JOHNSTON	-	-	-	-	-	-	-	-
KINARDS	-	-	-	-	-	-	8,033	5,148
KINGS CHAPEL	-	-	-	-	-	-	-	-
LANGLEY	-	-	-	-	-	-	5,508	3,346

GREENWOOD DISTRICT	TABLE NO. 2 STATISTICAL REPORT (continued)							
	General Special Sunday Offerings						Direct Billing	
Church Name	Human Relations Day	One Great Hour of Sharing	Peace with Justice	Native American Ministries	World Communion	UM Student Day	Total amount paid by the local church for all direct-billed clergy non-health benefits	Total amount paid by the local church for all direct-billed clergy health benefits
	50.a	50.b	50.c	50.d	50.e	50.f	51	52
LEBANON	-	-	-	-	-	-	-	-
LEESVILLE	64	100	20	25	39	50	8,625	7,980
LEWIS MEMORIAL	-	-	10	-	-	-	-	-
LOWELL STREET	-	-	-	-	35	-	7,791	10,812
LUPO MEMORIAL	-	-	-	-	-	-	2,884	-
MAIN STREET/GREENWOOD	-	-	-	-	-	-	9,378	9,018
MARTHA CHAPEL	-	-	-	-	-	-	-	-
MATHEWS	42	60	10	14	-	-	-	-
MAYS	-	-	-	-	-	-	3,968	-
MCCORMICK	-	-	-	-	-	-	12,922	8,556
MCKENDREE	-	-	-	-	-	-	4,745	2,967
MT BETHEL	-	-	-	-	-	-	383	339
MT CARMEL/GREENWOOD	-	-	-	-	-	-	-	-
MT CARMEL/NINETY SIX	-	-	-	-	-	-	451	-
MT LEBANON	-	-	-	-	-	-	-	-
MT PLEASANT	-	-	-	-	47	-	7,814	5,148
NAZARETH	-	-	-	-	-	-	4,249	2,574
NEW CHAPEL	-	-	-	-	-	-	-	1,125
NEW HOPE	-	402	-	-	-	-	2,989	-
O'NEAL STREET	-	-	-	-	-	-	3,498	3,756
PANOLA	-	-	-	-	-	-	-	-
PENTECOST	-	-	-	-	-	-	3,847	-
REHOBOTH	-	-	-	-	-	-	4,350	-
REPUBLICAN	25	79	-	105	-	-	7,995	10,812
RIDGE SPRING	-	-	-	-	-	-	-	-
SANDY SPRINGS	-	-	-	-	-	-	-	-
SHARON	-	-	-	-	-	-	-	-
SHILOH	-	-	-	-	-	-	-	-
SOULE CHAPEL	-	-	-	-	-	-	3,819	-
SPANN	-	-	-	-	-	-	-	-
SPRINGDALE	25	-	-	-	-	-	-	-
ST JAMES	-	-	-	-	-	-	8,333	10,812
ST JOHN/GRANITEVILLE	-	-	-	-	-	-	8,238	5,148
ST JOHN'S/BATESBURG	-	-	-	-	54	-	8,289	5,148

GREENWOOD DISTRICT	TABLE NO. 2 STATISTICAL REPORT (continued)							
	General Special Sunday Offerings						Direct Billing	
Church Name	Human Relations Day	One Great Hour of Sharing	Peace with Justice	Native American Ministries	World Communion	UM Student Day	Total amount paid by the local church for all direct-billed clergy non-health benefits	Total amount paid by the local church for all direct-billed clergy health benefits
	50.a	50.b	50.c	50.d	50.e	50.f	51	52
ST MARK	40	120	10	110	339	155	13,873	19,846
ST PAUL/NINETY SIX	-	-	-	-	-	-	9,232	5,970
ST PAUL/PLUM BRANCH	-	-	-	-	-	-	-	-
ST PAUL/SALUDA	-	220	25	-	230	114	8,578	7,980
TRANQUIL	-	-	-	-	-	-	8,453	5,148
TRENTON	-	-	-	-	-	-	3,986	2,574
TRINITY/GREENWOOD	-	-	-	-	-	-	-	-
TRINITY/NEWBERRY	-	-	-	-	-	-	-	2,283
TROY	-	-	-	-	-	-	-	-
VAUCLUSE	-	-	-	-	-	-	-	-
WARE SHOALS	-	-	-	-	14	-	-	-
WARRENVILLE	-	-	-	-	-	-	-	-
WATERLOO	-	-	-	-	-	-	-	-
WIGHTMAN	-	-	-	-	-	-	9,054	14,448
ZION	-	265	-	-	100	-	8,651	14,448
ZOAR	-	-	-	33	-	-	-	-
TOTALS	**231**	**1,676**	**95**	**366**	**878**	**446**	**338,417**	**274,242**

GREENWOOD DISTRICT	TABLE NO. 2 STATISTICAL REPORT (continued)								
	Pastoral Support					Local Church Expenses			
Church Name	Total amount paid in base compensation to the pastor	Total amount paid in base compensation to all associate pastors assigned by the bishop	Total amount paid to/for pastor and associates for housing and utilities and/or related allowances	Total amount paid to pastor and associate(s) for accountable reimbursements	Total amount paid to pastor and associate(s) for any other cash allowances (non-accountable)	Total amount paid in salary and benefits for Deacons	Total amount paid in salary and benefits for Diaconal Ministers	Total amount paid in salary and benefits for all other church staff	Total amount spent for local church program expenses
	53	54	55	56	57	58	59	60	61
ALDERSGATE	51,497	-	2,531	4,329	-	-	-	14,408	4,149
BATH	8,859	-	-	100	-	-	-	-	1,329
BELVEDERE	36,800	-	-	2,900	-	-	-	27,751	3,000
BETHANY	26,510	-	7,003	3,609	-	-	-	4,979	8,025
BETHLEHEM/GREENWOOD	18,362	-	4,245	500	3,000	-	-	2,438	-
BETHLEHEM/SALUDA	16,588	-	-	-	-	-	-	1,944	4,146
BRANCH HILL	3,000	-	-	4,000	610	-	-	-	-
BROAD STREET	56,142	-	17,192	3,165	-	-	-	106,231	22,024
BUTLER	15,418	-	5,000	-	-	-	-	-	1,000
CALVARY	4,464	-	2,400	400	-	-	-	-	200
CAMBRIDGE	29,569	-	7,032	2,740	500	-	-	21,103	5,084
CAPERS CHAPEL/LANGLEY	9,800	-	-	100	-	-	-	600	-
CAPERS CHAPEL/POMARIA	8,075	-	808	1,153	229	-	-	2,040	2,047
CENTRAL/LAURENS	9,150	-	-	-	-	-	-	5,580	418
CENTRAL/NEWBERRY	52,885	-	9,360	8,528	1,100	45,648	-	61,576	36,472
COKESBURY	8,900	-	-	1,560	-	-	-	3,104	404
EBENEZER/GREENWOOD	5,225	-	-	-	-	-	-	-	-
EBENEZER/NEWBERRY	16,318	-	-	2,108	-	-	-	-	395
EDGEFIELD	37,556	-	14,347	6,285	-	-	-	18,669	9,540
EMORY	21,687	-	4,200	3,199	1,500	-	-	-	4,383
EPTING MEMORIAL	40,620	-	8,960	-	200	-	-	13,350	5,288
EPWORTH	17,333	-	-	835	-	-	-	11,650	259
FIRST/LAURENS	49,320	-	8,000	2,500	24,644	-	-	89,157	9,572
GASSAWAY	13,000	-	3,588	2,797	700	-	-	-	1,100
GRACE	102,000	-	11,560	15,750	-	17,907	-	425,345	39,175
HARMONY/JOHNSTON	27,325	-	-	4,000	-	-	-	36,000	-
HARMONY/WARE SHOALS	19,925	-	-	1,212	-	-	-	-	2,773
HARRIS	12,560	-	-	488	-	-	-	13,610	1,437
HODGES	31,500	-	6,000	2,453	-	-	-	7,363	5,593
HOPEWELL	8,054	-	-	561	150	-	-	2,761	-
JOHNSTON	27,325	-	-	4,100	-	-	-	24,585	-
KINARDS	14,008	-	-	1,000	400	-	-	2,438	2,100
KINGS CHAPEL	2,800	-	2,700	-	500	-	-	-	675
LANGLEY	34,900	-	-	3,200	-	-	-	6,230	7,062

GREENWOOD DISTRICT	TABLE NO. 2 STATISTICAL REPORT (continued)								
	Pastoral Support					Local Church Expenses			
Church Name	Total amount paid in base compensation to the pastor	Total amount paid in base compensation to all associate pastors assigned by the bishop	Total amount paid to/for pastor and associates for housing and utilities and/or related allowances	Total amount paid to pastor and associate(s) for accountable reimbursements	Total amount paid to pastor and associate(s) for any other cash allowances (non-accountable)	Total amount paid in salary and benefits for Deacons	Total amount paid in salary and benefits for Diaconal Ministers	Total amount paid in salary and benefits for all other church staff	Total amount spent for local church program expenses
	53	54	55	56	57	58	59	60	61
LEBANON	5,589	-	-	500	100	-	-	3,475	440
LEESVILLE	49,017	-	5,250	5,704	-	-	-	39,809	7,837
LEWIS MEMORIAL	25,284	-	-	3,497	-	-	-	23,100	5,977
LOWELL STREET	30,888	-	8,560	5,538	-	-	-	25,117	7,162
LUPO MEMORIAL	15,878	-	3,978	1,010	125	-	-	11,617	3,000
MAIN STREET/GREENWOOD	66,156	-	9,774	6,039	-	-	-	304,064	52,977
MARTHA CHAPEL	20,000	-	5,000	1,400	-	-	-	-	1,000
MATHEWS	10,988	-	2,060	828	5,216	-	-	13,627	1,831
MAYS	12,411	-	2,500	1,500	-	-	-	-	11,710
MCCORMICK	40,406	-	13,596	5,963	5,816	23,425	-	35,415	8,971
MCKENDREE	18,000	-	-	5,000	-	-	-	3,000	-
MT BETHEL	21,000	-	-	-	-	-	-	-	2,000
MT CARMEL/GREENWOOD	4,696	-	-	750	400	-	-	1,200	500
MT CARMEL/NINETY SIX	6,234	-	2,400	5,434	-	-	-	-	600
MT LEBANON	28,995	-	-	5,600	-	-	-	12,659	1,105
MT PLEASANT	27,684	-	10,563	3,532	-	-	-	4,521	2,060
NAZARETH	27,864	-	600	-	1,500	-	-	3,800	15,416
NEW CHAPEL	6,984	-	-	3,000	-	-	-	-	2,620
NEW HOPE	18,840	-	1,616	2,305	458	-	-	-	9,007
O'NEAL STREET	17,927	-	1,620	2,425	-	-	-	4,200	760
PANOLA	14,000	-	-	12,251	-	-	-	2,600	4,324
PENTECOST	7,692	-	4,550	4,500	225	-	-	4,200	3,830
REHOBOTH	23,200	-	4,800	3,883	-	-	-	11,846	3,326
REPUBLICAN	11,556	-	4,000	2,616	-	-	-	2,780	6,516
RIDGE SPRING	5,700	-	-	-	-	-	-	-	238
SANDY SPRINGS	9,150	-	-	300	-	-	-	-	7,449
SHARON	5,516	-	-	757	-	-	-	50	283
SHILOH	14,705	-	5,000	-	-	-	-	-	1,800
SOULE CHAPEL	15,500	-	4,800	797	-	-	-	270	1,019
SPANN	3,850	-	-	-	-	-	-	-	368
SPRINGDALE	5,822	-	2,109	1,815	-	-	-	5,360	1,263
ST JAMES	41,580	-	4,800	4,900	-	-	-	16,240	5,600
ST JOHN/GRANITEVILLE	36,606	-	-	6,300	-	-	-	34,832	5,372
ST JOHN'S/BATESBURG	36,253	-	923	8,341	-	-	-	39,233	7,179

GREENWOOD DISTRICT	TABLE NO. 2 STATISTICAL REPORT (continued)								
	Pastoral Support					Local Church Expenses			
Church Name	Total amount paid in base compensation to the pastor	Total amount paid in base compensation to all associate pastors assigned by the bishop	Total amount paid to/for pastor and associates for housing and utilities and/or related allowances	Total amount paid to pastor and associate(s) for accountable reimbursements	Total amount paid to pastor and associate(s) for any other cash allowances (non-accountable)	Total amount paid in salary and benefits for Deacons	Total amount paid in salary and benefits for Diaconal Ministers	Total amount paid in salary and benefits for all other church staff	Total amount spent for local church program expenses
	53	54	55	56	57	58	59	60	61
ST MARK	69,010	35,504	12,900	5,734	9,296	-	-	231,397	81,273
ST PAUL/NINETY SIX	44,085	-	9,000	5,448	1,752	-	-	30,885	6,952
ST PAUL/PLUM BRANCH	21,000	-	-	1,714	-	-	-	2,640	1,484
ST PAUL/SALUDA	49,045	-	3,500	5,872	-	-	-	73,113	15,835
TRANQUIL	47,800	-	2,233	3,714	2,244	-	-	25,608	18,433
TRENTON	11,200	-	-	3,150	-	-	-	-	1,660
TRINITY/GREENWOOD	12,411	-	2,500	1,500	-	-	-	3,630	1,720
TRINITY/NEWBERRY	39,000	-	-	3,000	2,000	-	-	-	-
TROY	26,980	-	-	5,367	-	-	-	-	8,317
VAUCLUSE	8,730	-	4,500	4,000	225	-	-	-	7,490
WARE SHOALS	19,925	-	-	1,249	-	-	-	-	2,926
WARRENVILLE	9,692	-	-	1,200	-	-	-	1,175	608
WATERLOO	17,572	-	-	343	-	-	-	11,682	2,293
WIGHTMAN	64,250	-	7,166	8,342	-	-	-	44,750	40,130
ZION	46,489	-	-	7,123	-	-	-	13,356	15,114
ZOAR	10,310	-	1,500	1,264	-	-	-	-	1,861
TOTALS	**2,020,945**	**35,504**	**256,724**	**249,077**	**62,890**	**86,980**	**-**	**1,944,163**	**567,286**

GREENWOOD DISTRICT	TABLE NO. 2 STATISTICAL REPORT (continued)				TABLE NO. 3 STATISTICAL REPORT			
	Local Church Expenses (continued)				Received for Annual Budget/Spending Plan			
Church Name	Total amount spent for other local church operating expenses	Total amount paid for principal and interest on indebtedness, loans, mortgages, etc.	Total amount paid on capital expenditures for building, improvements, and major equipment purchases	TOTAL AMOUNT PAID BY THE LOCAL CHURCH ON ALL EXPENDITURES	Number of households giving to the local church	Amount received through pledges	Amount received from non-pledging, but identified givers	Amount received from unidentified givers
	62	63	64	65	66	67.a	67.b	67.c
ALDERSGATE	25,363	27,206	-	149,289	60	41,205	3,287	5,002
BATH	6,522	-	-	22,227	8	18,895	2,340	451
BELVEDERE	17,888	-	9,370	131,990	55	67,543	54,835	1,881
BETHANY	28,948	-	6,533	120,721	70	82,294	-	10,504
BETHLEHEM/GREENWOOD	9,246	-	-	40,595	-	-	46,494	-
BETHLEHEM/SALUDA	11,147	-	1,426	48,348	30	-	59,000	-
BRANCH HILL	-	-	-	10,317	-	-	-	-
BROAD STREET	92,829	-	-	380,419	207	251,195	85,744	4,715
BUTLER	3,159	-	200,000	229,141	30	48,000	-	-
CALVARY	3,000	-	-	14,002	12	-	12,502	91
CAMBRIDGE	16,758	6,600	7,620	115,540	57	-	96,844	2,052
CAPERS CHAPEL/LANGLEY	8,933	-	55	24,890	15	18,121	11,305	1,438
CAPERS CHAPEL/POMARIA	3,201	-	4,010	29,394	25	-	28,636	970
CENTRAL/LAURENS	7,811	-	-	29,008	10	24,493	-	450
CENTRAL/NEWBERRY	63,871	2,494	521,556	887,109	136	389,477	41,350	5,971
COKESBURY	6,445	-	-	40,246	21	-	33,417	-
EBENEZER/GREENWOOD	7,228	-	7,500	21,869	14	21,550	-	-
EBENEZER/NEWBERRY	12,131	-	774	47,915	37	-	48,167	2,052
EDGEFIELD	21,372	-	33,413	196,141	102	-	175,837	1,908
EMORY	8,767	7,209	213	64,194	-	-	62,504	4,276
EPTING MEMORIAL	13,841	-	8,435	117,042	70	-	94,208	9,173
EPWORTH	12,703	-	-	52,540	23	-	42,895	2,877
FIRST/LAURENS	74,726	-	-	292,210	148	203,568	98,226	5,291
GASSAWAY	12,250	-	3,965	43,408	25	-	39,130	3,665
GRACE	368,107	372,912	34,422	1,516,305	646	1,196,604	69,920	9,831
HARMONY/JOHNSTON	30,550	-	-	146,121	93	-	133,521	11,417
HARMONY/WARE SHOALS	13,509	-	-	58,006	27	-	48,886	2,502
HARRIS	13,870	-	-	50,237	34	-	52,356	1,896
HODGES	18,921	-	-	86,099	56	-	106,406	-
HOPEWELL	8,462	-	-	24,976	23	-	15,226	2,089
JOHNSTON	37,750	-	-	112,320	64	-	119,193	5,059
KINARDS	9,092	-	7,850	57,621	22	-	34,825	6,099
KINGS CHAPEL	4,882	-	1,672	17,131	10	-	24,298	-
LANGLEY	18,921	-	1,265	96,866	82	81,781	12,589	1,998

GREENWOOD DISTRICT	TABLE NO. 2 STATISTICAL REPORT (continued)				TABLE NO. 3 STATISTICAL REPORT			
	Local Church Expenses (continued)				Received for Annual Budget/Spending Plan			
Church Name	Total amount spent for other local church operating expenses	Total amount paid for principal and interest on indebtedness, loans, mortgages, etc.	Total amount paid on capital expenditures for building, improvements, and major equipment purchases	TOTAL AMOUNT PAID BY THE LOCAL CHURCH ON ALL EXPENDITURES	Number of households giving to the local church	Amount received through pledges	Amount received from non-pledging, but identified givers	Amount received from unidentified givers
	62	63	64	65	66	67.a	67.b	67.c
LEBANON	4,351	-	-	16,508	12	-	12,245	-
LEESVILLE	102,234	96,000	3,000	369,308	169	-	290,623	10,226
LEWIS MEMORIAL	40,774	-	30,426	154,733	90	-	106,926	1,959
LOWELL STREET	41,015	-	7,703	159,826	79	-	133,918	2,814
LUPO MEMORIAL	24,725	12,000	250	83,880	60	-	57,591	1,812
MAIN STREET/GREENWOOD	102,290	265,922	-	907,372	424	429,076	185,925	14,900
MARTHA CHAPEL	3,000	-	3,000	34,165	22	-	-	500
MATHEWS	35,632	-	2,402	73,062	70	-	59,677	25
MAYS	7,689	-	9,857	54,296	35	500	38,831	5,500
MCCORMICK	27,214	-	14,083	235,226	153	227	49	4
MCKENDREE	8,579	-	-	47,306	38	-	57,816	1,113
MT BETHEL	17,000	-	12,000	58,731	24	-	41	4
MT CARMEL/GREENWOOD	6,500	-	-	17,038	15	-	17,125	-
MT CARMEL/NINETY SIX	2,500	75	375	18,186	26	-	15,548	350
MT LEBANON	8,000	-	-	70,727	29	-	77,218	1,343
MT PLEASANT	24,567	-	4,044	106,445	71	88,029	-	-
NAZARETH	35,518	-	-	117,560	90	-	86,655	5,100
NEW CHAPEL	11,354	-	-	27,178	13	-	-	-
NEW HOPE	11,693	-	26,269	87,709	67	-	76,972	227
O'NEAL STREET	13,315	-	-	48,421	30	-	49,000	2,099
PANOLA	9,230	-	-	53,199	21	-	57,768	765
PENTECOST	9,804	-	-	44,204	26	44,868	-	-
REHOBOTH	28,781	-	3,004	95,918	70	-	83,611	2,573
REPUBLICAN	12,427	21,607	-	87,222	40	-	73,851	112
RIDGE SPRING	7,382	-	-	20,471	20	-	15,953	837
SANDY SPRINGS	8,548	-	-	27,369	15	-	20,347	1,159
SHARON	2,936	-	-	13,788	30	-	11,079	1,665
SHILOH	3,300	-	45,000	75,527	35	-	-	-
SOULE CHAPEL	6,403	-	-	38,948	16	-	30,788	313
SPANN	1,519	-	-	7,366	12	-	7,307	2,513
SPRINGDALE	11,828	-	-	34,902	21	-	34,211	853
ST JAMES	24,500	30,000	2,000	169,665	98	-	143,797	1,500
ST JOHN/GRANITEVILLE	28,363	-	46,800	185,377	85	124,351	-	1,275
ST JOHN'S/BATESBURG	37,182	-	8,723	174,153	149	146,979	11,997	2,810

GREENWOOD DISTRICT	TABLE NO. 2 STATISTICAL REPORT (continued)				TABLE NO. 3 STATISTICAL REPORT			
	Local Church Expenses (continued)				Received for Annual Budget/Spending Plan			
Church Name	Total amount spent for other local church operating expenses	Total amount paid for principal and interest on indebtedness, loans, mortgages, etc.	Total amount paid on capital expenditures for building, improvements, and major equipment purchases	TOTAL AMOUNT PAID BY THE LOCAL CHURCH ON ALL EXPENDITURES	Number of households giving to the local church	Amount received through pledges	Amount received from non-pledging, but identified givers	Amount received from unidentified givers
	62	63	64	65	66	67.a	67.b	67.c
ST MARK	197,189	183,501	13,957	1,077,184	440	-	847,734	16,267
ST PAUL/NINETY SIX	42,436	-	19,200	194,048	40	177,179	-	3,700
ST PAUL/PLUM BRANCH	8,064	-	-	41,787	30	-	47,055	-
ST PAUL/SALUDA	52,230	-	23,952	287,779	107	97,773	155,212	5,247
TRANQUIL	92,592	-	52,319	289,529	1,310	-	281,090	2,196
TRENTON	8,150	-	-	36,834	20	50,279	680	3,992
TRINITY/GREENWOOD	7,325	-	-	36,211	-	5,100	21,110	3,000
TRINITY/NEWBERRY	4,000	-	-	61,980	70	-	-	-
TROY	15,688	-	8,369	81,404	42	-	31,270	52,280
VAUCLUSE	11,241	-	-	42,997	18	-	43,238	4,394
WARE SHOALS	17,359	-	-	54,674	24	-	64,387	4,078
WARRENVILLE	4,783	-	-	20,415	13	-	30,167	425
WATERLOO	11,239	-	-	50,461	25	-	62	-
WIGHTMAN	61,876	212,828	8,725	602,875	284	-	357,434	13,201
ZION	53,772	-	62,554	268,748	108	-	217,150	3,237
ZOAR	14,428	-	257	35,739	34	-	21,279	2,126
TOTALS	**2,314,728**	**1,238,354**	**1,258,348**	**12,172,685**	**6,932**	**3,609,087**	**5,528,678**	**282,152**

GREENWOOD DISTRICT	TABLE NO. 3 STATISTICAL REPORT (continued)						
	Received for Annual Budget/Spending Plan (continued)					Capital Campaign/Other Designated Projects	
Church Name	Amount received from Interest and Dividends	Amount received through Sale of Church Assets	Amount received through building use fees, contributions, and rentals	Amount received through fundraisers and other sources	Total income for annual budget/spending plan	Capital Campaign	Memorials, Endowments, Bequests
	67.d	67.e	67.f	67.g	67	68.a	68.b
ALDERSGATE	86	3,550	-	4,624	57,754	-	10,000
BATH	-	-	500	-	22,186	-	1,525
BELVEDERE	250	-	-	176	124,685	-	670
BETHANY	520	-	2,115	4,369	99,802	-	-
BETHLEHEM/GREENWOOD	-	-	-	171	46,665	-	520
BETHLEHEM/SALUDA	-	-	-	-	59,000	-	8,425
BRANCH HILL	-	-	-	-	-	-	-
BROAD STREET	-	-	788	5,898	348,340	57,977	14,067
BUTLER	-	-	-	-	48,000	-	-
CALVARY	-	-	-	-	12,593	-	2,750
CAMBRIDGE	-	-	-	-	98,896	7,578	-
CAPERS CHAPEL/LANGLEY	-	-	-	-	30,864	-	-
CAPERS CHAPEL/POMARIA	4,500	-	-	-	34,106	-	1,005
CENTRAL/LAURENS	-	-	-	-	24,943	-	6,925
CENTRAL/NEWBERRY	337	-	735	-	437,870	113,756	235,355
COKESBURY	-	-	-	-	33,417	-	-
EBENEZER/GREENWOOD	-	-	-	-	21,550	-	-
EBENEZER/NEWBERRY	125	-	60	8,531	58,935	-	300
EDGEFIELD	858	5,000	3,000	-	186,603	-	2,555
EMORY	15	-	-	-	66,795	-	-
EPTING MEMORIAL	13	-	-	-	103,394	-	1,980
EPWORTH	11	-	-	-	45,783	-	1,840
FIRST/LAURENS	31	-	1,005	-	308,121	-	-
GASSAWAY	6	-	-	-	42,801	-	175
GRACE	1,905	-	23,854	220,121	1,522,235	-	-
HARMONY/JOHNSTON	-	-	625	-	145,563	-	10,805
HARMONY/WARE SHOALS	545	-	-	-	51,933	-	490
HARRIS	7	-	7,446	-	61,705	-	205
HODGES	-	-	-	-	106,406	-	-
HOPEWELL	29	-	-	460	17,804	-	3,150
JOHNSTON	-	-	-	3,375	127,627	-	3,968
KINARDS	2	-	-	-	40,926	-	3,039
KINGS CHAPEL	-	-	-	-	24,298	-	9,130
LANGLEY	-	-	-	-	96,368	4,140	500

GREENWOOD DISTRICT	TABLE NO. 3 STATISTICAL REPORT (continued)						
	Received for Annual Budget/Spending Plan (continued)					Capital Campaign/Other Designated Projects	
Church Name	Amount received from Interest and Dividends	Amount received through Sale of Church Assets	Amount received through building use fees, contributions, and rentals	Amount received through fundraisers and other sources	Total income for annual budget/spending plan	Capital Campaign	Memorials, Endowments, Bequests
	67.d	67.e	67.f	67.g	67	68.a	68.b
LEBANON	59	-	-	-	12,304	800	40
LEESVILLE	-	-	475	27,869	329,193	19,536	11,188
LEWIS MEMORIAL	925	-	350	-	110,160	-	-
LOWELL STREET	10	-	-	-	136,742	-	11,820
LUPO MEMORIAL	-	-	81	166	59,650	-	438
MAIN STREET/GREENWOOD	-	-	5,971	-	635,872	270,440	21,817
MARTHA CHAPEL	-	-	-	2	502	-	-
MATHEWS	2	-	350	1,667	61,721	-	-
MAYS	-	-	245	2,003	47,079	4,372	-
MCCORMICK	593	-	700	-	1,573	-	4
MCKENDREE	6	100	-	-	59,035	4,675	-
MT BETHEL	10	-	-	-	55	-	2
MT CARMEL/GREENWOOD	-	-	-	-	17,125	-	-
MT CARMEL/NINETY SIX	-	-	-	-	15,898	-	-
MT LEBANON	-	-	37	-	78,598	-	225
MT PLEASANT	9,350	-	55	2,380	99,814	-	2,995
NAZARETH	1,377	-	3,600	-	96,732	-	400
NEW CHAPEL	-	-	-	-	-	-	2
NEW HOPE	44	-	-	-	77,243	6,493	7,733
O'NEAL STREET	-	-	-	-	51,099	-	28,415
PANOLA	743	-	-	-	59,276	-	-
PENTECOST	-	-	-	-	44,868	-	-
REHOBOTH	713	-	-	3,868	90,765	-	100
REPUBLICAN	2	-	100	-	74,065	-	12,644
RIDGE SPRING	-	-	7,000	-	23,790	-	-
SANDY SPRINGS	10	-	-	-	21,516	-	-
SHARON	101	-	-	-	12,845	-	1,220
SHILOH	-	-	-	-	-	-	-
SOULE CHAPEL	1,758	-	-	-	32,859	-	-
SPANN	-	-	-	-	9,820	565	-
SPRINGDALE	-	-	50	681	35,795	-	1,275
ST JAMES	600	-	500	-	146,397	55,328	27,000
ST JOHN/GRANITEVILLE	3,720	-	575	2,900	132,821	9,101	4,236
ST JOHN'S/BATESBURG	267	-	-	15,488	177,541	6,610	945

GREENWOOD DISTRICT	TABLE NO. 3 STATISTICAL REPORT (continued)						
	Received for Annual Budget/Spending Plan (continued)					Capital Campaign/Other Designated Projects	
Church Name	Amount received from Interest and Dividends	Amount received through Sale of Church Assets	Amount received through building use fees, contributions, and rentals	Amount received through fundraisers and other sources	Total income for annual budget/spending plan	Capital Campaign	Memorials, Endowments, Bequests
	67.d	67.e	67.f	67.g	67	68.a	68.b
ST MARK	253	1,300	-	-	865,554	186,835	13,544
ST PAUL/NINETY SIX	-	-	-	905	181,784	96,356	6,564
ST PAUL/PLUM BRANCH	-	-	-	-	47,055	-	-
ST PAUL/SALUDA	-	-	-	-	258,232	39,712	-
TRANQUIL	-	19,200	-	-	302,486	30,645	20,412
TRENTON	-	-	-	-	54,951	-	-
TRINITY/GREENWOOD	-	-	-	5,647	34,857	-	500
TRINITY/NEWBERRY	-	-	-	-	-	-	701
TROY	-	-	-	-	83,550	-	5,578
VAUCLUSE	200	-	-	1,407	49,239	-	1,920
WARE SHOALS	131	-	-	-	68,596	-	7,534
WARRENVILLE	44	-	4,800	-	35,436	-	450
WATERLOO	-	-	-	1	63	-	-
WIGHTMAN	97	-	250	-	370,982	123,016	11,816
ZION	-	617	340	-	221,344	20,725	14,450
ZOAR	925	-	-	-	24,330	-	-
TOTALS	**31,180**	**29,767**	**65,607**	**312,709**	**9,859,180**	**1,058,660**	**535,347**

GREENWOOD DISTRICT	TABLE NO. 3 STATISTICAL REPORT (continued)						
	Capital Campaign and Other Designated Projects			Institutional Support			
Church Name	Other Sources & Projects	Amount received for Special Sundays, General Advance Specials, World Service Specials, Conference Advance Specials and other forms of directed benevolent (charitable) giving	Total income for designated causes including capital campaign and other special projects	Equitable Compensation Funds	Advanced Special, apportioned and connectional funds received by church	Other grants and financial support from institutional sources	Total income from connectional and other institutional sources outside the local church
	68.c	68.d	68	69.a	69.b	69.c	69
ALDERSGATE	-	-	10,000	-	-	-	-
BATH	-	-	1,525	-	-	-	-
BELVEDERE	-	1,828	2,498	-	-	-	-
BETHANY	1,070	9,390	10,460	-	-	-	-
BETHLEHEM/GREENWOOD	-	-	520	-	-	-	-
BETHLEHEM/SALUDA	-	-	8,425	-	-	-	-
BRANCH HILL	-	-	-	-	-	-	-
BROAD STREET	-	12,095	84,139	-	-	-	-
BUTLER	-	-	-	-	135,000	5,000	140,000
CALVARY	72	380	3,202	-	-	-	-
CAMBRIDGE	-	814	8,392	-	-	-	-
CAPERS CHAPEL/LANGLEY	-	100	100	-	-	-	-
CAPERS CHAPEL/POMARIA	-	1,565	2,570	-	-	-	-
CENTRAL/LAURENS	-	-	6,925	-	-	-	-
CENTRAL/NEWBERRY	-	7,211	356,322	-	-	-	-
COKESBURY	-	-	-	-	-	-	-
EBENEZER/GREENWOOD	-	-	-	-	-	-	-
EBENEZER/NEWBERRY	-	-	300	-	-	-	-
EDGEFIELD	-	9,749	12,304	-	-	-	-
EMORY	-	-	-	-	-	-	-
EPTING MEMORIAL	991	421	3,392	-	-	-	-
EPWORTH	-	201	2,041	-	-	-	-
FIRST/LAURENS	-	-	-	-	-	-	-
GASSAWAY	-	-	175	-	-	-	-
GRACE	-	-	-	-	-	-	-
HARMONY/JOHNSTON	-	-	10,805	-	-	-	-
HARMONY/WARE SHOALS	-	413	903	-	-	-	-
HARRIS	-	-	205	-	-	-	-
HODGES	-	-	-	-	-	-	-
HOPEWELL	-	521	3,671	-	-	-	-
JOHNSTON	-	-	3,968	-	-	-	-
KINARDS	-	200	3,239	-	-	-	-
KINGS CHAPEL	-	-	9,130	-	-	-	-
LANGLEY	-	478	5,118	-	-	-	-

GREENWOOD DISTRICT	TABLE NO. 3 STATISTICAL REPORT (continued)						
	Capital Campaign and Other Designated Projects			Institutional Support			
Church Name	Other Sources & Projects	Amount received for Special Sundays, General Advance Specials, World Service Specials, Conference Advance Specials and other forms of directed benevolent (charitable) giving	Total income for designated causes including capital campaign and other special projects	Equitable Compensation Funds	Advanced Special, apportioned and connectional funds received by church	Other grants and financial support from institutional sources	Total income from connectional and other institutional sources outside the local church
	68.c	68.d	68	69.a	69.b	69.c	69
LEBANON	-	200	1,040	-	-	-	-
LEESVILLE	-	3,411	34,135	-	-	-	-
LEWIS MEMORIAL	-	-	-	-	-	-	-
LOWELL STREET	1,505	1,867	15,192	-	-	-	-
LUPO MEMORIAL	375	962	1,775	-	-	-	-
MAIN STREET/GREENWOOD	103,733	3,738	399,728	-	-	-	-
MARTHA CHAPEL	-	-	-	-	-	-	-
MATHEWS	-	552	552	-	-	-	-
MAYS	-	-	4,372	-	-	-	-
MCCORMICK	-	-	4	-	-	-	-
MCKENDREE	-	-	4,675	-	-	-	-
MT BETHEL	-	-	2	-	-	-	-
MT CARMEL/GREENWOOD	-	200	200	-	-	-	-
MT CARMEL/NINETY SIX	-	855	855	-	-	-	-
MT LEBANON	-	1,512	1,737	-	-	-	-
MT PLEASANT	2,459	1,162	6,616	-	-	-	-
NAZARETH	-	12,367	12,767	-	-	-	-
NEW CHAPEL	-	-	2	-	-	-	-
NEW HOPE	-	2,566	16,792	-	-	-	-
O'NEAL STREET	-	450	28,865	554	-	-	554
PANOLA	-	2,295	2,295	-	-	-	-
PENTECOST	-	-	-	-	-	-	-
REHOBOTH	-	4,085	4,185	-	-	-	-
REPUBLICAN	-	1,391	14,035	-	-	-	-
RIDGE SPRING	-	-	-	-	-	-	-
SANDY SPRINGS	-	-	-	-	-	-	-
SHARON	-	468	1,688	-	-	-	-
SHILOH	-	-	-	-	-	-	-
SOULE CHAPEL	-	1,340	1,340	-	-	-	-
SPANN	-	-	565	-	-	-	-
SPRINGDALE	-	-	1,275	-	-	-	-
ST JAMES	-	-	82,328	-	-	-	-
ST JOHN/GRANITEVILLE	-	-	13,337	-	-	-	-
ST JOHN'S/BATESBURG	-	-	7,555	-	-	-	-

GREENWOOD DISTRICT	TABLE NO. 3 STATISTICAL REPORT (continued)						
	Capital Campaign and Other Designated Projects			Institutional Support			
Church Name	Other Sources & Projects	Amount received for Special Sundays, General Advance Specials, World Service Specials, Conference Advance Specials and other forms of directed benevolent (charitable) giving	Total income for designated causes including capital campaign and other special projects	Equitable Compensation Funds	Advanced Special, apportioned and connectional funds received by church	Other grants and financial support from institutional sources	Total income from connectional and other institutional sources outside the local church
	68.c	68.d	68	69.a	69.b	69.c	69
ST MARK	-	66,384	266,763	-	-	-	-
ST PAUL/NINETY SIX	-	-	102,920	-	-	-	-
ST PAUL/PLUM BRANCH	-	-	-	-	-	-	-
ST PAUL/SALUDA	-	12,609	52,321	-	-	-	-
TRANQUIL	-	-	51,057	-	-	-	-
TRENTON	-	397	397	-	-	-	-
TRINITY/GREENWOOD	-	700	1,200	-	-	-	-
TRINITY/NEWBERRY	-	-	701	-	-	-	-
TROY	-	-	5,578	-	-	-	-
VAUCLUSE	6,250	195	8,365	-	-	-	-
WARE SHOALS	-	1,099	8,633	-	-	-	-
WARRENVILLE	-	-	450	-	-	-	-
WATERLOO	-	-	-	-	-	-	-
WIGHTMAN	7,000	30,845	172,677	-	-	-	-
ZION	-	1,245	36,420	-	-	-	-
ZOAR	-	-	-	-	-	-	-
TOTALS	**123,455**	**198,261**	**1,915,723**	**554**	**135,000**	**5,000**	**140,554**

HARTSVILLE DISTRICT	TABLE NO. 1 STATISTICAL REPORT															
	Church Membership															
Church Name	Total Professing Members at Close of last year	Received this year on Profession of Christian Faith	Restored by affirmation	Correct previous year's reporting errors of total professing membership numbers by addition	Transferred in from other United Methodist Churches	Transferred in from non-United Methodist churches	Removed by Charge Conference Action	Withdrawn from Professing Membership	Correct previous year's reporting errors of total professing membership numbers by subtraction	Transferred out to other United Methodist Churches	Transferred out to non-United Methodist Churches	Removed by death	Total Professing Members at close of this year	Asian	African American/Black	Hispanic/Latino
	1	2.a	2.b	2.c	3	4	5.a	5.b	5.c	6	7	8	9	9.a	9.b	9.c
ALDERSGATE	789	2	-	-	11	4	-	-	1	8	2	10	785	2	1	-
ANTIOCH	177	1	-	-	-	-	-	-	-	-	-	7	171	-	171	-
ASHLAND	19	-	-	-	-	-	-	-	2	-	-	-	17	-	-	-
BETHEL/BETHUNE	89	-	-	-	-	-	-	-	-	-	-	2	87	-	-	-
BETHEL/CHERAW	172	10	-	-	-	-	-	75	-	-	-	5	102	-	102	-
BETHEL/OSWEGO	315	-	-	-	2	-	-	-	-	-	5	7	305	-	-	2
BETHEL/RUBY CHARGE	34	-	-	-	-	-	-	-	-	-	-	1	33	-	-	-
BETHEL/W DARLINGTON	46	-	-	-	-	-	-	-	-	-	-	-	46	-	-	-
BETHESDA	88	-	-	-	-	-	-	-	-	-	-	2	86	-	-	-
BETHLEHEM/BISHOPVILLE	393	-	-	-	3	3	-	-	-	-	2	6	391	-	-	-
BETHLEHEM/HARTSVILLE	153	-	-	-	-	1	-	-	-	-	-	9	145	-	-	-
BEULAH	63	-	-	-	-	-	-	-	-	-	-	-	63	-	-	-
CAMDEN FIRST	288	3	-	-	1	1	-	-	-	-	1	2	290	-	287	-
CENTENARY	168	-	-	-	-	1	-	-	-	-	-	4	165	-	165	-
CLARK	300	1	-	-	-	-	-	-	-	-	-	1	300	-	300	-
CONCORD	57	1	-	-	-	-	-	-	-	-	-	2	56	-	-	-
DALZELL	301	5	-	-	5	2	-	-	-	1	-	2	310	2	3	-
EBENEZER/LAMAR	87	-	-	-	-	2	-	-	-	-	-	-	89	-	89	-
EBENEZER/RUBY CHARGE	77	-	-	-	-	-	-	-	-	-	-	1	76	-	-	-
ELIM	91	-	-	-	-	-	-	-	-	-	-	2	89	-	-	-
EMMANUEL/E CAMDEN	104	-	-	-	-	1	-	-	23	1	-	2	79	-	79	-
EMMANUEL/SUMTER	528	2	-	-	-	2	-	4	-	-	-	5	523	-	521	-
EPWORTH	100	1	-	-	-	-	-	-	-	-	-	3	98	-	-	-
FIRST/CHERAW	647	6	-	-	2	2	-	-	-	1	1	6	649	4	1	-
FORK CREEK	167	6	-	-	1	1	-	-	-	-	-	1	174	-	-	-
FRIENDSHIP	79	-	-	-	-	-	-	-	-	-	-	1	78	-	-	-
GOOD HOPE WESLEY CHAPEL	251	2	-	-	-	-	-	-	-	-	-	1	252	-	252	-
HEBRON/HARTSVILLE	96	6	-	-	-	-	-	-	-	-	-	1	101	-	-	-
HEBRON/MCBEE	24	-	-	-	-	-	-	-	-	-	-	-	24	-	-	-
HOPEWELL	164	1	-	-	-	-	34	-	-	5	11	1	114	-	114	-
INDIAN BRANCH	138	-	-	-	-	-	-	-	-	-	-	5	133	-	-	-
JEFFERSON	67	-	-	-	-	-	-	-	-	-	-	-	67	-	-	-
JOHN WESLEY	152	14	-	-	-	-	-	-	-	-	-	2	164	-	164	-
KELLYBELL	66	-	-	-	-	-	-	-	-	-	-	-	66	-	65	-
KINGSVILLE	96	1	-	-	-	1	-	-	-	-	-	2	96	-	96	-
LAMAR	264	12	-	-	1	1	3	-	-	-	1	5	269	-	-	-

HARTSVILLE DISTRICT	TABLE NO. 1 STATISTICAL REPORT															
	Church Membership															
Church Name	Total Professing Members at Close of last year	Received this year on Profession of Christian Faith	Restored by affirmation	Correct previous year's reporting errors of total professing membership numbers by addition	Transferred in from other United Methodist Churches	Transferred in from non-United Methodist churches	Removed by Charge Conference Action	Withdrawn from Professing Membership	Correct previous year's reporting errors of total professing membership numbers by subtraction	Transferred out to other United Methodist Churches	Transferred out to non-United Methodist Churches	Removed by death	Total Professing Members at close of this year	Asian	African American/Black	Hispanic/Latino
	1	2.a	2.b	2.c	3	4	5.a	5.b	5.c	6	7	8	9	9.a	9.b	9.c
LYTTLETON STREET	1,039	21	-	-	12	3	4	-	-	8	2	22	1,039	-	2	-
MCBEE	41	-	-	-	-	-	-	-	-	-	2	-	39	-	-	-
MCLEOD CHAPEL	77	-	-	-	-	-	-	-	-	-	-	-	77	-	-	-
MECHANICSVILLE	556	35	-	-	-	1	-	-	-	-	1	7	584	-	584	-
MT BEULAH	135	-	-	-	-	-	-	-	-	-	-	1	134	-	134	-
MT CROGHAN	21	-	-	-	-	-	-	-	-	-	-	2	19	-	-	-
MT ELON	146	-	-	1	-	-	34	-	-	-	-	4	109	-	109	-
MT JOSHUA	18	-	-	-	-	-	-	1	-	-	1	1	15	-	15	-
MT MORIAH	219	-	-	-	-	-	-	-	-	-	-	1	218	-	218	-
MT OLIVET	77	-	-	-	-	-	-	-	-	-	1	1	75	-	-	-
MT PROSPECT	71	-	-	-	-	-	-	-	20	-	12	1	38	-	38	-
MT TABOR	21	-	-	-	-	-	-	-	-	-	-	-	21	-	21	-
MT ZION/BISHOPVILLE	138	-	-	-	-	-	-	-	-	-	-	1	137	-	136	-
MT ZION/CHERAW	85	-	-	-	-	-	-	36	-	-	-	1	48	-	48	-
MT ZION/SUMTER	150	-	-	-	-	-	-	-	-	-	-	1	149	-	149	-
NEW HAVEN	142	1	1	-	-	-	-	-	-	-	-	-	144	-	144	-
NEW HOPE	38	-	-	-	-	-	-	2	-	-	-	1	35	-	35	-
NEW MARKET	175	-	-	-	3	2	-	-	-	-	-	5	175	-	-	-
NEW PROVIDENCE	337	2	-	-	-	-	-	-	-	-	-	1	338	-	338	-
NEWMAN SWAMP	45	-	-	-	-	4	-	-	-	-	-	-	49	-	-	-
ORO	197	2	-	-	-	1	-	-	-	-	-	4	196	-	196	-
PAGELAND	123	-	-	-	-	-	-	-	-	-	-	5	118	-	-	-
PINE GROVE	102	-	-	-	-	-	-	3	-	2	-	3	94	-	-	-
PLEASANT GROVE	203	1	-	-	1	-	-	-	-	-	-	1	204	-	-	-
PROSPECT	111	-	-	-	-	-	-	-	-	-	-	2	109	-	1	-
ROCK SPRING	59	2	-	-	-	-	-	-	-	-	-	2	59	-	58	-
SALEM	193	8	-	-	-	-	-	-	-	-	-	3	198	-	198	-
SANDY BLUFF	92	4	-	-	-	-	-	-	-	-	1	3	92	-	92	-
SANDY GROVE/BETHUNE	52	2	-	-	-	-	-	-	-	-	-	2	52	-	-	-
SANDY GROVE/JEFFERSON	123	2	-	-	-	-	-	-	-	-	-	-	125	-	124	-
SANDY GROVE/LAMAR	174	13	-	-	-	-	-	-	-	-	-	1	186	-	186	-
SHEPHERD	61	4	-	-	-	-	-	-	-	-	-	3	62	-	62	-
SHILOH/CHESTERFIELD	237	-	-	42	1	1	-	-	-	-	-	3	278	-	-	-
SHILOH/DARLINGTON	125	7	-	-	-	-	-	-	-	-	-	2	130	-	130	-
SHILOH/MT JOSHUA	29	-	-	-	-	-	-	-	9	2	-	2	16	-	15	-
SPRINGHILL	104	3	-	-	-	1	-	-	-	-	-	1	107	-	107	-

HARTSVILLE DISTRICT	TABLE NO. 1 STATISTICAL REPORT															
	Church Membership															
Church Name	Total Professing Members at Close of last year	Received this year on Profession of Christian Faith	Restored by affirmation	Correct previous year's reporting errors of total professing membership numbers by addition	Transferred in from other United Methodist Churches	Transferred in from non-United Methodist churches	Removed by Charge Conference Action	Withdrawn from Professing Membership	Correct previous year's reporting errors of total professing membership numbers by subtraction	Transferred out to other United Methodist Churches	Transferred out to non-United Methodist Churches	Removed by death	Total Professing Members at close of this year	Asian	African American/Black	Hispanic/Latino
	1	2.a	2.b	2.c	3	4	5.a	5.b	5.c	6	7	8	9	9.a	9.b	9.c
ST JAMES/DARLINGTON	278	1	1	-	-	-	-	-	-	-	5	8	267	-	-	267
ST JAMES/SUMTER	271	1	1	-	-	3	-	-	-	-	-	3	273	-	271	-
ST JOHN/DARLINGTON	265	2	1	-	-	-	-	-	-	-	-	15	253	-	248	-
ST JOHN/REMBERT	87	-	-	-	-	-	-	-	-	-	-	-	87	-	-	-
ST JOHN/SUMTER	164	-	-	-	4	-	-	-	-	1	-	3	164	-	-	-
ST JOHN'S/LUGOFF	553	19	-	-	9	12	-	-	-	4	2	10	577	1	-	8
ST LUKE	1,066	9	2	-	6	6	-	-	-	7	1	8	1,073	-	-	-
ST MARK/OSWEGO	155	-	-	-	-	-	5	-	-	-	-	3	147	-	147	-
ST MARK/SUMTER	328	11	-	-	-	21	-	-	-	-	-	1	359	-	356	1
ST MARK'S/SUMTER	261	8	-	-	-	3	-	-	-	-	-	9	263	1	1	-
ST MATTHEW/BISHOPVILE	175	3	-	-	-	1	-	-	-	-	-	-	179	-	-	-
ST MATTHEWS/E CAMDEN	165	3	-	-	-	-	1	-	-	1	-	2	164	-	164	-
ST PAUL/CAMDEN	241	3	-	-	-	-	-	-	-	-	2	3	239	-	234	-
ST PAUL/CHESTERFIELD	208	-	-	-	2	-	-	-	1	-	2	3	204	-	-	-
ST PETER	33	1	-	-	-	-	-	-	-	-	-	-	34	-	34	-
TABERNACLE	52	-	-	-	1	-	-	-	-	-	-	5	48	-	-	-
TRINITY/DARLINGTON	471	9	-	-	1	1	-	-	-	7	2	9	464	-	1	-
TRINITY/SUMTER	823	14	13	-	10	7	81	-	-	6	-	15	765	2	-	-
TWITTY	75	1	-	-	-	-	-	-	44	4	-	1	27	-	-	-
UNION	230	-	-	-	-	-	-	-	1	-	-	1	228	-	-	2
UNITY	289	-	1	-	-	-	5	-	-	-	5	5	275	-	273	-
WESLEY CHAPEL/DARLINGTON	115	1	-	-	-	-	-	-	-	-	-	-	116	-	113	-
WESLEY CHAPEL/LYDIA	333	-	-	-	1	1	-	-	-	-	1	9	325	1	-	-
WESLEY CHP/CHESTERFLD	29	-	-	-	-	-	-	2	-	-	-	-	27	-	29	-
WESLEY CHP/JEFFERSON	24	-	-	-	-	1	-	-	-	-	-	1	24	-	24	-
WESLEY MEMORIAL	74	-	-	-	-	-	-	-	-	-	-	3	71	-	-	-
WESLEY/CHERAW	100	-	-	-	-	-	-	80	-	-	-	1	19	-	19	-
WESLEY/HARTSVILLE	439	7	-	-	2	3	-	-	-	7	2	13	429	-	-	-
WILKES CHAPEL	55	-	-	-	-	-	-	-	13	-	-	-	42	-	-	-
ZION/LAMAR CIRCUIT	26	4	-	-	-	-	-	-	-	-	-	1	29	-	-	-
ZION/PAGELAND	133	-	-	-	-	-	-	-	-	-	-	3	130	2	-	-
ZOAR/CHESTERFIELD	197	-	-	-	-	-	-	-	-	-	-	3	194	-	-	1
ZOAR/PAGELAND	36	-	-	-	-	-	-	-	-	-	-	-	36	-	-	-
TOTALS	**19,917**	**278**	**20**	**43**	**79**	**94**	**167**	**203**	**114**	**65**	**65**	**323**	**19,494**	**15**	**7,464**	**281**

HARTSVILLE DISTRICT	TABLE NO. 1 STATISTICAL REPORT (continued)													
	Church Membership (continued)											Christian Formation Groups		
Church Name	Native American	Pacific Islander	White	Multi-Racial	Females	Males	Average attendance at all weekly worship services	Number of persons baptized this year (all ages)	Total Baptized Members who have not become Professing Members	Number of other constituents	Total enrolled in confirmation classes This Year	Number of Children in all Christian formation groups and other small group ministries 0-11	Number of Youth in all Christian formation groups and other small group ministries 12-18	Number of Young Adults in all Christian formation groups and other small group ministries 19-30
	9.d	9.e	9.f	9.g	9.h	9.i	10	11	12	13	14	15	16	17
ALDERSGATE	-	-	782	-	432	353	338	7	39	131	-	70	40	41
ANTIOCH	-	-	-	-	109	62	80	-	5	3	-	4	5	6
ASHLAND	-	-	17	-	11	6	15	-	-	2	-	-	-	-
BETHEL/BETHUNE	-	-	87	-	44	43	36	1	-	9	-	4	-	-
BETHEL/CHERAW	-	-	-	-	70	32	70	8	3	75	-	15	15	15
BETHEL/OSWEGO	-	1	-	-	167	138	108	-	-	40	-	20	9	10
BETHEL/RUBY CHARGE	-	-	33	-	17	16	15	-	-	4	-	-	-	-
BETHEL/W DARLINGTON	-	-	46	-	32	14	18	-	-	-	-	-	-	-
BETHESDA	-	-	86	-	60	26	10	-	-	-	-	-	-	-
BETHLEHEM/BISHOPVILLE	-	-	391	-	189	202	106	-	-	9	-	14	7	12
BETHLEHEM/HARTSVILLE	-	-	145	-	93	52	84	-	-	-	-	10	15	10
BEULAH	-	-	63	-	52	11	42	-	-	-	-	1	-	-
CAMDEN FIRST	-	-	3	-	191	99	135	-	-	-	-	35	12	36
CENTENARY	-	-	-	-	101	64	72	-	29	7	-	6	7	4
CLARK	-	-	-	-	198	102	97	6	-	34	6	-	-	-
CONCORD	-	-	56	-	41	15	24	-	-	12	-	1	2	-
DALZELL	4	-	298	3	198	112	85	4	31	54	-	15	23	6
EBENEZER/LAMAR	-	-	-	-	76	13	47	-	-	-	-	8	12	-
EBENEZER/RUBY CHARGE	-	-	76	-	44	32	50	-	-	-	-	15	9	10
ELIM	-	-	89	-	53	36	55	-	12	10	-	6	2	2
EMMANUEL/E CAMDEN	-	-	-	-	68	11	45	-	10	4	-	1	2	-
EMMANUEL/SUMTER	-	-	2	-	320	203	70	2	-	-	5	7	8	4
EPWORTH	-	-	98	-	54	44	37	1	-	7	-	6	1	-
FIRST/CHERAW	1	-	643	-	345	304	166	2	26	35	5	65	36	-
FORK CREEK	-	-	174	-	118	56	68	-	-	-	5	-	-	-
FRIENDSHIP	-	-	-	-	39	39	35	-	-	-	-	-	-	-
GOOD HOPE WESLEY CHAPEL	-	-	-	-	161	91	85	1	-	9	-	6	7	6
HEBRON/HARTSVILLE	-	-	101	-	53	48	35	1	6	10	6	5	9	7
HEBRON/MCBEE	-	-	24	-	12	12	12	-	-	-	-	-	-	-
HOPEWELL	-	-	-	-	53	61	40	1	-	-	3	4	7	5
INDIAN BRANCH	-	-	133	-	74	59	51	-	30	70	-	13	3	2
JEFFERSON	-	-	67	-	42	25	30	-	-	-	-	-	-	-
JOHN WESLEY	-	-	-	-	111	53	75	28	14	-	14	14	3	17
KELLYBELL	-	-	1	-	50	16	45	-	-	12	-	4	-	12
KINGSVILLE	-	-	-	-	63	33	45	1	23	3	-	5	4	2
LAMAR	-	-	269	-	142	127	99	2	31	-	11	25	45	15

HARTSVILLE DISTRICT	TABLE NO. 1 STATISTICAL REPORT (continued)													
	Church Membership (continued)											Christian Formation Groups		
Church Name	Native American	Pacific Islander	White	Multi-Racial	Females	Males	Average attendance at all weekly worship services	Number of persons baptized this year (all ages)	Total Baptized Members who have not become Professing Members	Number of other constituents	Total enrolled in confirmation classes This Year	Number of Children in all Christian formation groups and other small group ministries 0-11	Number of Youth in all Christian formation groups and other small group ministries 12-18	Number of Young Adults in all Christian formation groups and other small group ministries 19-30
	9.d	9.e	9.f	9.g	9.h	9.i	10	11	12	13	14	15	16	17
LYTTLETON STREET	-	-	1,037	-	570	469	368	10	10	59	19	108	70	17
MCBEE	-	-	39	-	26	13	15	-	-	-	-	-	-	-
MCLEOD CHAPEL	-	-	77	-	50	27	42	4	-	-	-	4	5	-
MECHANICSVILLE	-	-	-	-	372	212	210	16	7	-	18	40	22	15
MT BEULAH	-	-	-	-	81	53	77	2	38	-	-	21	18	13
MT CROGHAN	-	-	19	-	12	7	15	-	-	-	-	1	-	2
MT ELON	-	-	-	-	52	57	35	-	-	-	-	4	4	15
MT JOSHUA	-	-	-	-	12	3	13	-	-	4	-	-	-	-
MT MORIAH	-	-	-	-	117	101	79	-	-	33	4	-	10	-
MT OLIVET	-	-	75	-	55	20	30	-	3	2	-	10	11	1
MT PROSPECT	-	-	-	-	28	10	30	-	-	-	-	7	-	-
MT TABOR	-	-	-	-	16	5	7	-	-	-	-	-	-	-
MT ZION/BISHOPVILLE	-	-	1	-	91	46	53	-	22	-	-	9	5	6
MT ZION/CHERAW	-	-	-	-	35	13	38	-	-	40	-	-	-	-
MT ZION/SUMTER	-	-	-	-	95	54	65	2	-	2	-	-	-	-
NEW HAVEN	-	-	-	-	84	60	143	1	-	7	-	10	11	17
NEW HOPE	-	-	-	-	25	10	15	-	-	-	-	-	1	2
NEW MARKET	-	-	174	1	92	83	50	-	-	15	-	12	6	5
NEW PROVIDENCE	-	-	-	-	215	123	95	2	20	2	-	10	13	32
NEWMAN SWAMP	-	-	49	-	14	35	35	-	6	8	-	5	4	-
ORO	-	-	-	-	118	78	87	2	-	-	-	10	8	5
PAGELAND	-	-	118	-	64	54	32	1	7	1	-	9	1	3
PINE GROVE	-	-	94	-	58	36	33	-	3	6	-	-	-	-
PLEASANT GROVE	2	-	202	-	115	89	70	2	5	10	-	2	9	1
PROSPECT	-	-	108	-	60	49	45	1	1	-	-	11	10	5
ROCK SPRING	-	-	1	-	36	23	25	-	-	-	-	3	1	3
SALEM	-	-	-	-	143	55	85	1	-	-	4	-	6	-
SANDY BLUFF	-	-	-	-	56	36	65	5	-	10	-	4	4	2
SANDY GROVE/BETHUNE	-	-	52	-	30	22	22	-	-	11	-	4	-	-
SANDY GROVE/JEFFERSON	-	-	1	-	72	53	40	-	-	3	2	15	10	14
SANDY GROVE/LAMAR	-	-	-	-	125	61	80	-	5	-	13	11	23	15
SHEPHERD	-	-	-	-	41	21	39	-	-	-	-	-	3	5
SHILOH/CHESTERFIELD	-	-	278	-	146	132	120	2	35	13	3	15	14	26
SHILOH/DARLINGTON	-	-	-	-	85	45	85	-	2	-	-	3	7	7
SHILOH/MT JOSHUA	-	-	1	-	11	5	13	-	-	-	-	-	2	-
SPRINGHILL	-	-	-	-	75	32	160	8	28	-	-	7	12	25

HARTSVILLE DISTRICT	TABLE NO. 1 STATISTICAL REPORT (continued)													
	Church Membership (continued)											Christian Formation Groups		
Church Name	Native American	Pacific Islander	White	Multi-Racial	Females	Males	Average attendance at all weekly worship services	Number of persons baptized this year (all ages)	Total Baptized Members who have not become Professing Members	Number of other constituents	Total enrolled in confirmation classes This Year	Number of Children in all Christian formation groups and other small group ministries 0-11	Number of Youth in all Christian formation groups and other small group ministries 12-18	Number of Young Adults in all Christian formation groups and other small group ministries 19-30
	9.d	9.e	9.f	9.g	9.h	9.i	10	11	12	13	14	15	16	17
ST JAMES/DARLINGTON	-	-	-	-	181	86	120	1	3	6	2	15	6	4
ST JAMES/SUMTER	-	-	2	-	163	110	120	1	20	15	7	20	23	20
ST JOHN/DARLINGTON	-	-	3	2	146	107	160	2	2	14	53	7	-	-
ST JOHN/REMBERT	-	-	87	-	57	30	46	-	-	-	-	5	5	-
ST JOHN/SUMTER	-	-	164	-	98	66	60	3	27	8	-	10	8	4
ST JOHN'S/LUGOFF	-	-	568	-	321	256	199	10	52	25	14	25	55	5
ST LUKE	-	-	1,073	-	575	498	272	11	9	85	8	215	80	-
ST MARK/OSWEGO	-	-	-	-	84	63	50	1	-	-	-	2	-	2
ST MARK/SUMTER	-	-	2	-	271	88	170	2	2	10	-	25	30	30
ST MARK'S/SUMTER	-	-	261	-	148	115	88	8	6	23	-	14	18	4
ST MATTHEW/BISHOPVILE	-	-	179	-	94	85	66	5	3	24	2	10	15	16
ST MATTHEWS/E CAMDEN	-	-	-	-	99	65	95	3	12	20	-	6	3	-
ST PAUL/CAMDEN	-	-	2	3	163	76	120	1	1	13	-	-	2	1
ST PAUL/CHESTERFIELD	-	-	204	-	117	87	61	2	17	29	-	8	9	-
ST PETER	-	-	-	-	16	18	22	1	-	-	-	-	-	-
TABERNACLE	-	-	48	-	28	20	28	-	3	8	-	10	2	-
TRINITY/DARLINGTON	-	-	463	-	255	209	141	2	41	44	9	21	12	-
TRINITY/SUMTER	-	-	763	-	440	325	282	6	23	127	16	96	89	10
TWITTY	-	-	27	-	17	10	14	-	-	-	-	-	-	3
UNION	-	-	226	-	128	100	95	-	21	53	-	10	13	7
UNITY	-	-	2	-	190	85	131	3	-	-	7	25	18	22
WESLEY CHAPEL/DARLINGTON	-	-	2	-	70	46	70	-	7	15	-	-	-	-
WESLEY CHAPEL/LYDIA	-	-	324	-	197	128	86	-	15	5	-	10	7	20
WESLEY CHP/CHESTERFLD	-	-	-	-	18	9	15	1	-	-	-	-	-	-
WESLEY CHP/JEFFERSON	-	-	-	-	13	11	8	-	-	-	-	-	-	1
WESLEY MEMORIAL	-	-	71	-	37	34	25	-	-	-	1	3	1	-
WESLEY/CHERAW	-	-	-	-	13	6	12	-	-	20	-	-	-	-
WESLEY/HARTSVILLE	-	-	429	-	232	197	143	4	23	26	4	12	14	10
WILKES CHAPEL	-	-	42	-	27	15	20	2	2	10	-	10	2	2
ZION/LAMAR CIRCUIT	-	-	28	1	17	12	20	4	5	1	3	6	1	2
ZION/PAGELAND	-	-	128	-	68	62	59	-	-	18	-	8	-	-
ZOAR/CHESTERFIELD	2	-	191	-	110	84	82	1	26	96	-	6	8	1
ZOAR/PAGELAND	-	-	36	-	17	19	19	-	-	5	-	-	-	-
TOTALS	**9**	**1**	**11,335**	**10**	**11,570**	**7,924**	**7,740**	**198**	**771**	**1,466**	**244**	**1,293**	**994**	**622**

HARTSVILLE DISTRICT	TABLE NO 1 STATISTICAL REPORT (continued)									
	Christian Formation Groups (continued)								UMMen	
Church Name	Number of Other Adults in all Christian formation groups and other small group ministries 31 and older	Total Christian formation participants	Average weekly attendance (all ages) in Sunday Church school	Number of persons (all ages) active in covenant discipleship groups	Number of participants in Vacation Bible School	Number of ongoing classes (all ages) for learning in Sunday Church School	Number of ongoing classes for learning (all ages) other than Sunday Church School	Number of short-term classes and groups (all ages) for learning	Membership in United Methodist Men	Amount Paid for Projects UMM
	18	19	20	21	22	23	24	25	26	27
ALDERSGATE	254	405	133	-	100	12	7	21	-	2,312
ANTIOCH	13	28	7	15	31	3	4	-	23	230
ASHLAND	15	15	15	17	-	1	1	-	-	-
BETHEL/BETHUNE	4	8	7	-	-	2	-	1	-	-
BETHEL/CHERAW	15	60	39	-	65	2	2	1	-	-
BETHEL/OSWEGO	100	139	78	25	29	8	3	1	-	-
BETHEL/RUBY CHARGE	-	-	15	-	-	2	-	-	-	-
BETHEL/W DARLINGTON	8	8	6	-	-	-	1	-	-	-
BETHESDA	-	-	-	-	-	-	-	-	-	-
BETHLEHEM/BISHOPVILLE	82	115	62	-	70	8	-	1	9	139
BETHLEHEM/HARTSVILLE	50	85	48	10	30	8	1	-	27	850
BEULAH	18	19	12	9	1	1	-	3	4	150
CAMDEN FIRST	47	130	50	52	75	3	1	-	29	-
CENTENARY	16	33	20	-	61	10	15	21	25	-
CLARK	-	-	27	-	40	2	1	-	24	-
CONCORD	12	15	9	-	6	2	-	1	-	-
DALZELL	64	108	60	8	63	7	4	-	24	725
EBENEZER/LAMAR	18	38	22	-	20	6	1	-	13	-
EBENEZER/RUBY CHARGE	33	67	67	50	20	36	6	1	1	-
ELIM	16	26	12	-	60	4	2	1	8	-
EMMANUEL/E CAMDEN	10	13	11	6	25	3	1	2	-	-
EMMANUEL/SUMTER	30	49	17	59	40	3	3	-	19	1,457
EPWORTH	12	19	22	8	26	3	-	1	-	-
FIRST/CHERAW	132	233	119	-	68	10	1	6	60	11,040
FORK CREEK	-	-	-	-	55	18	-	-	-	-
FRIENDSHIP	-	-	14	-	-	-	-	-	12	-
GOOD HOPE WESLEY CHAPEL	20	39	35	15	-	2	1	1	15	80
HEBRON/HARTSVILLE	18	39	16	-	20	4	-	-	-	-
HEBRON/MCBEE	6	6	6	-	-	1	-	-	-	-
HOPEWELL	98	114	-	-	25	-	1	1	-	-
INDIAN BRANCH	45	63	28	25	30	5	-	-	-	-
JEFFERSON	15	15	-	-	-	-	-	-	8	75
JOHN WESLEY	-	34	24	-	45	4	3	-	22	-
KELLYBELL	-	16	20	-	45	2	2	1	8	100
KINGSVILLE	13	24	11	-	38	5	4	-	9	-
LAMAR	46	131	61	15	75	8	-	2	26	2,212

HARTSVILLE DISTRICT	TABLE NO 1 STATISTICAL REPORT (continued)									
	Christian Formation Groups (continued)								UMMen	
Church Name	Number of Other Adults in all Christian formation groups and other small group ministries 31 and older	Total Christian formation participants	Average weekly attendance (all ages) in Sunday Church school	Number of persons (all ages) active in covenant discipleship groups	Number of participants in Vacation Bible School	Number of ongoing classes (all ages) for learning in Sunday Church School	Number of ongoing classes for learning (all ages) other than Sunday Church School	Number of short-term classes and groups (all ages) for learning	Membership in United Methodist Men	Amount Paid for Projects UMM
	18	19	20	21	22	23	24	25	26	27
LYTTLETON STREET	272	467	217	-	115	33	10	2	-	-
MCBEE	5	5	5	-	-	1	-	-	-	-
MCLEOD CHAPEL	12	21	17	29	9	1	3	2	5	75
MECHANICSVILLE	40	117	210	25	85	4	2	-	34	800
MT BEULAH	25	77	35	-	35	3	-	1	-	-
MT CROGHAN	12	15	-	-	-	1	-	-	-	-
MT ELON	86	109	15	-	18	1	-	1	-	50
MT JOSHUA	-	-	-	-	2	-	-	-	-	-
MT MORIAH	-	10	18	-	23	2	-	1	30	-
MT OLIVET	15	37	12	-	18	3	-	1	-	-
MT PROSPECT	12	19	8	-	10	3	-	-	8	-
MT TABOR	7	7	7	-	25	1	-	-	-	-
MT ZION/BISHOPVILLE	15	35	25	-	33	3	2	-	12	-
MT ZION/CHERAW	20	20	25	-	-	1	1	-	-	-
MT ZION/SUMTER	8	8	6	-	16	1	1	-	20	3,825
NEW HAVEN	56	94	54	-	60	4	2	-	12	250
NEW HOPE	3	6	7	-	10	2	1	1	6	135
NEW MARKET	15	38	27	-	30	4	-	-	15	500
NEW PROVIDENCE	27	82	32	10	60	5	2	3	25	250
NEWMAN SWAMP	6	15	6	4	8	2	1	1	-	-
ORO	25	48	25	25	68	3	1	2	36	1,618
PAGELAND	12	25	20	5	9	4	-	5	-	-
PINE GROVE	4	4	22	-	-	2	-	1	-	-
PLEASANT GROVE	45	57	25	-	-	4	-	1	-	-
PROSPECT	20	46	10	-	41	2	1	-	3	-
ROCK SPRING	6	13	12	-	-	1	1	-	-	-
SALEM	12	18	8	-	62	2	-	-	16	2,000
SANDY BLUFF	20	30	22	-	40	2	1	3	12	100
SANDY GROVE/BETHUNE	1	5	-	-	10	1	-	-	-	-
SANDY GROVE/JEFFERSON	86	125	20	-	35	3	-	2	-	-
SANDY GROVE/LAMAR	12	61	15	-	35	4	-	-	14	-
SHEPHERD	7	15	10	-	10	1	1	-	-	-
SHILOH/CHESTERFIELD	62	117	62	-	58	9	3	6	20	550
SHILOH/DARLINGTON	45	62	26	3	-	2	1	-	19	994
SHILOH/MT JOSHUA	-	2	5	-	2	1	-	-	-	-
SPRINGHILL	43	87	31	-	60	7	2	5	10	250

HARTSVILLE DISTRICT	TABLE NO 1 STATISTICAL REPORT (continued)									
	Christian Formation Groups (continued)								UMMen	
Church Name	Number of Other Adults in all Christian formation groups and other small group ministries 31 and older	Total Christian formation participants	Average weekly attendance (all ages) in Sunday Church school	Number of persons (all ages) active in covenant discipleship groups	Number of participants in Vacation Bible School	Number of ongoing classes (all ages) for learning in Sunday Church School	Number of ongoing classes for learning (all ages) other than Sunday Church School	Number of short-term classes and groups (all ages) for learning	Membership in United Methodist Men	Amount Paid for Projects UMM
	18	19	20	21	22	23	24	25	26	27
ST JAMES/DARLINGTON	20	45	17	7	65	3	4	3	20	1,222
ST JAMES/SUMTER	40	103	50	8	90	5	27	-	61	618
ST JOHN/DARLINGTON	29	36	18	32	84	2	1	-	27	3,493
ST JOHN/REMBERT	18	28	29	11	27	5	2	2	11	4,870
ST JOHN/SUMTER	23	45	22	-	48	5	1	1	21	1,450
ST JOHN'S/LUGOFF	102	187	93	-	70	11	6	4	23	310
ST LUKE	147	442	166	50	163	15	33	4	49	400
ST MARK/OSWEGO	6	10	4	-	-	1	-	-	22	200
ST MARK/SUMTER	80	165	60	55	40	5	10	3	30	1,000
ST MARK'S/SUMTER	85	121	51	44	41	7	4	1	-	-
ST MATTHEW/BISHOPVILE	48	89	45	-	85	6	-	1	13	550
ST MATTHEWS/E CAMDEN	17	26	26	11	23	3	2	1	25	700
ST PAUL/CAMDEN	40	43	30	18	53	5	-	8	19	1,000
ST PAUL/CHESTERFIELD	25	42	20	-	51	4	1	-	9	250
ST PETER	2	2	13	7	-	1	1	-	-	-
TABERNACLE	20	32	25	-	25	2	-	-	-	-
TRINITY/DARLINGTON	57	90	73	-	60	10	5	2	-	-
TRINITY/SUMTER	283	478	148	35	103	19	8	7	7	-
TWITTY	8	11	5	-	-	1	-	-	-	-
UNION	59	89	63	-	25	9	-	-	18	-
UNITY	72	137	37	72	58	4	3	2	30	300
WESLEY CHAPEL/DARLINGTON	15	15	15	7	65	1	1	-	17	570
WESLEY CHAPEL/LYDIA	55	92	52	-	100	6	-	2	22	11,796
WESLEY CHP/CHESTERFLD	-	-	10	-	12	1	-	-	-	-
WESLEY CHP/JEFFERSON	8	9	6	-	-	1	-	1	4	-
WESLEY MEMORIAL	25	29	25	-	-	3	-	1	-	-
WESLEY/CHERAW	6	6	4	-	-	1	1	-	-	-
WESLEY/HARTSVILLE	241	277	72	14	70	8	7	2	15	-
WILKES CHAPEL	10	24	13	7	35	2	-	-	-	-
ZION/LAMAR CIRCUIT	5	14	4	4	2	2	1	1	-	-
ZION/PAGELAND	-	8	39	-	25	-	-	-	30	1,000
ZOAR/CHESTERFIELD	38	53	55	-	40	7	2	1	-	-
ZOAR/PAGELAND	-	-	12	-	30	2	-	-	-	-
TOTALS	**3,830**	**6,739**	**3,414**	**797**	**3,640**	**465**	**221**	**151**	**1,136**	**60,496**

HARTSVILLE DISTRICT	TABLE NO. 1 STATISTICAL REPORT (continued)									
	UMWomen		UMVIM		Mission Teams		Community Ministries			
Church Name	Membership in United Methodist Women	Amount paid for local church and community work UMW	Number UMVIM teams sent from Local church	Number of persons sent out on UMVIM teams from this local church	Number of other mission teams sent from this local church	Number of persons sent out on other mission teams from this local church	Number of community ministries for daycare and/or education	Number of persons served by community ministries for daycare and/or education	Number of community ministries for outreach, justice, and mercy	Number of persons served by community ministries for outreach, justice, and mercy
	28	29	30.a	30.b	31.a	31.b	32	33	34	35
ALDERSGATE	81	2,059	-	-	3	230	-	-	12	3,800
ANTIOCH	29	1,010	-	-	-	-	1	17	4	20
ASHLAND	-	-	-	-	-	-	1	-	2	25
BETHEL/BETHUNE	-	-	-	-	-	-	-	-	2	5
BETHEL/CHERAW	-	-	-	-	-	-	3	65	2	1,000
BETHEL/OSWEGO	18	1,218	-	1	1	5	-	-	3	85
BETHEL/RUBY CHARGE	-	-	-	-	-	-	-	-	-	-
BETHEL/W DARLINGTON	-	-	-	-	-	-	-	-	-	-
BETHESDA	-	-	-	-	-	-	-	-	-	-
BETHLEHEM/BISHOPVILLE	55	1,871	-	-	1	4	-	-	4	800
BETHLEHEM/HARTSVILLE	17	850	-	-	2	12	1	60	3	30
BEULAH	10	425	-	-	-	-	3	70	2	125
CAMDEN FIRST	41	-	-	-	-	-	3	85	1	475
CENTENARY	24	225	-	-	-	-	-	-	2	130
CLARK	35	-	-	-	-	-	-	-	-	-
CONCORD	10	-	-	-	-	-	-	-	3	24
DALZELL	18	2,230	-	2	2	60	-	-	17	905
EBENEZER/LAMAR	16	-	-	-	-	-	1	25	-	10
EBENEZER/RUBY CHARGE	-	-	-	-	-	-	-	-	-	-
ELIM	15	-	-	-	-	-	-	-	1	30
EMMANUEL/E CAMDEN	14	250	-	-	-	7	2	100	13	1,000
EMMANUEL/SUMTER	25	1,051	-	-	-	12	-	-	10	3,485
EPWORTH	-	-	-	-	-	-	-	-	1	41
FIRST/CHERAW	40	3,400	-	-	3	2	1	70	1	200
FORK CREEK	-	-	-	-	1	-	-	-	70	10
FRIENDSHIP	-	-	-	-	-	-	-	-	-	-
GOOD HOPE WESLEY CHAPEL	21	-	-	-	-	-	-	-	-	-
HEBRON/HARTSVILLE	16	1,400	-	-	-	-	-	-	5	8
HEBRON/MCBEE	-	-	-	-	-	-	-	-	-	-
HOPEWELL	10	100	-	-	-	-	-	-	3	45
INDIAN BRANCH	-	-	-	-	5	6	-	-	5	20
JEFFERSON	-	-	-	-	-	-	3	55	2	55
JOHN WESLEY	28	-	-	-	-	-	-	-	1	86
KELLYBELL	25	200	-	-	-	-	-	-	2	2
KINGSVILLE	18	325	-	-	-	-	-	-	3	133
LAMAR	39	900	-	-	17	-	-	-	6	211

HARTSVILLE DISTRICT	TABLE NO. 1 STATISTICAL REPORT (continued)									
	UMWomen		UMVIM		Mission Teams		Community Ministries			
Church Name	Membership in United Methodist Women	Amount paid for local church and community work UMW	Number UMVIM teams sent from Local church	Number of persons sent out on UMVIM teams from this local church	Number of other mission teams sent from this local church	Number of persons sent out on other mission teams from this local church	Number of community ministries for daycare and/or education	Number of persons served by community ministries for daycare and/or education	Number of community ministries for outreach, justice, and mercy	Number of persons served by community ministries for outreach, justice, and mercy
	28	29	30.a	30.b	31.a	31.b	32	33	34	35
LYTTLETON STREET	94	1,075	-	-	139	-	1	98	9	260
MCBEE	-	-	-	-	-	-	-	-	-	-
MCLEOD CHAPEL	8	400	-	-	-	-	2	73	4	90
MECHANICSVILLE	37	11,000	-	-	-	-	2	-	3	75
MT BEULAH	10	-	-	-	-	-	-	-	5	150
MT CROGHAN	-	-	-	-	-	-	-	-	-	-
MT ELON	20	500	1	1	-	-	-	-	4	9
MT JOSHUA	-	-	-	-	-	-	-	-	-	-
MT MORIAH	28	-	-	-	-	-	-	-	-	-
MT OLIVET	15	2,500	-	-	-	-	-	-	3	30
MT PROSPECT	15	200	-	-	-	-	-	-	-	-
MT TABOR	-	-	-	-	-	-	-	-	-	-
MT ZION/BISHOPVILLE	23	-	-	-	-	1	-	-	5	35
MT ZION/CHERAW	-	250	-	-	-	-	2	200	2	300
MT ZION/SUMTER	35	200	-	-	-	-	-	-	-	-
NEW HAVEN	16	300	-	-	-	-	-	-	4	105
NEW HOPE	4	300	-	1	-	-	-	-	2	137
NEW MARKET	16	500	-	-	-	-	-	-	4	45
NEW PROVIDENCE	26	250	-	-	2	6	-	-	5	150
NEWMAN SWAMP	-	-	-	-	-	-	-	-	1	25
ORO	29	3,481	-	-	-	-	-	-	5	1,150
PAGELAND	-	-	-	-	-	-	-	-	4	30
PINE GROVE	18	-	-	-	-	-	-	-	-	-
PLEASANT GROVE	18	142	-	-	-	-	-	-	3	70
PROSPECT	22	100	-	-	2	6	-	60	3	22
ROCK SPRING	7	200	-	-	-	-	-	-	-	-
SALEM	20	2,465	-	-	-	-	-	-	1	35
SANDY BLUFF	25	345	-	-	-	-	-	-	-	-
SANDY GROVE/BETHUNE	-	-	-	-	-	-	-	-	-	-
SANDY GROVE/JEFFERSON	20	300	-	-	-	-	-	-	6	600
SANDY GROVE/LAMAR	30	-	-	-	-	-	1	16	4	40
SHEPHERD	15	650	-	-	-	-	-	-	-	-
SHILOH/CHESTERFIELD	12	635	-	-	-	-	-	-	-	-
SHILOH/DARLINGTON	34	1,000	-	-	-	-	-	-	6	300
SHILOH/MT JOSHUA	12	-	1	-	-	-	-	-	-	3
SPRINGHILL	27	350	-	-	-	-	-	-	1	102

HARTSVILLE DISTRICT	TABLE NO. 1 STATISTICAL REPORT (continued)									
	UMWomen		UMVIM		Mission Teams		Community Ministries			
Church Name	Membership in United Methodist Women	Amount paid for local church and community work UMW	Number UMVIM teams sent from Local church	Number of persons sent out on UMVIM teams from this local church	Number of other mission teams sent from this local church	Number of persons sent out on other mission teams from this local church	Number of community ministries for daycare and/or education	Number of persons served by community ministries for daycare and/or education	Number of community ministries for outreach, justice, and mercy	Number of persons served by community ministries for outreach, justice, and mercy
	28	29	30.a	30.b	31.a	31.b	32	33	34	35
ST JAMES/DARLINGTON	25	350	-	-	-	-	1	4	5	75
ST JAMES/SUMTER	55	-	-	-	-	-	-	-	4	250
ST JOHN/DARLINGTON	56	548	-	-	-	-	1	74	2	781
ST JOHN/REMBERT	-	-	-	-	-	-	2	52	1	45
ST JOHN/SUMTER	28	2,333	-	-	-	-	-	-	7	325
ST JOHN'S/LUGOFF	42	350	-	-	-	9	7	452	10	650
ST LUKE	94	13,798	-	-	10	275	11	295	6	150
ST MARK/OSWEGO	31	400	-	-	-	-	-	-	2	50
ST MARK/SUMTER	35	500	-	-	20	-	2	30	7	50
ST MARK'S/SUMTER	35	820	-	-	3	12	-	-	5	350
ST MATTHEW/BISHOPVILE	29	700	-	-	-	1	-	-	-	-
ST MATTHEWS/E CAMDEN	22	600	-	-	-	31	1	200	16	3,000
ST PAUL/CAMDEN	27	600	-	-	3	2	4	40	4	70
ST PAUL/CHESTERFIELD	38	925	-	-	2	10	-	-	3	76
ST PETER	-	-	-	-	-	-	-	-	1	4
TABERNACLE	18	100	-	-	-	-	-	-	3	25
TRINITY/DARLINGTON	68	4,773	-	-	-	12	11	440	6	100
TRINITY/SUMTER	83	4,700	1	3	4	37	5	145	4	750
TWITTY	-	-	-	-	-	-	-	-	2	6
UNION	25	2,625	-	-	1	7	-	-	-	-
UNITY	10	300	-	-	25	25	2	65	4	150
WESLEY CHAPEL/DARLINGTON	35	250	-	-	-	-	1	-	1	110
WESLEY CHAPEL/LYDIA	30	1,800	1	2	1	2	-	-	1	25
WESLEY CHP/CHESTERFLD	-	-	-	-	-	-	-	-	2	6
WESLEY CHP/JEFFERSON	2	-	-	-	-	-	-	-	-	-
WESLEY MEMORIAL	11	-	-	-	-	-	-	-	2	-
WESLEY/CHERAW	-	-	-	-	-	-	-	-	5	500
WESLEY/HARTSVILLE	40	5,550	-	-	3	33	2	19	13	18,307
WILKES CHAPEL	-	-	-	-	-	-	-	-	-	-
ZION/LAMAR CIRCUIT	-	-	-	-	-	-	-	-	2	7
ZION/PAGELAND	12	450	-	-	-	-	-	-	2	24
ZOAR/CHESTERFIELD	43	478	1	1	1	13	-	-	4	500
ZOAR/PAGELAND	-	-	-	-	-	-	-	-	8	40
TOTALS	**2,135**	**87,607**	**5**	**11**	**251**	**820**	**77**	**2,810**	**396**	**42,949**

HARTSVILLE DISTRICT	TABLE NO. 2 STATISTICAL REPORT							
	Property and Assets				Apportionments			
Church Name	Market value of church land, buildings and equipment	Market value of other church-owned assets	Debts secured by church physical assets	Other debt	Total amount APPORTIONED to the local church for all causes paid to the AC Treasurer	Total amount PAID by the local church for all apportioned causes to the AC Treasurer	Total amount APPORTIONED to the local church for all apportioned causes directly paid to the DISTRICT	Total amount PAID by the local church for apportioned causes directly paid to the DISTRICT
	36	37	38	39	40.a	40.b	41.a	41.b
ALDERSGATE	4,953,700	128,278	309,118	-	64,550	20,056	-	-
ANTIOCH	500,000	35,649	-	-	7,416	7,416	-	-
ASHLAND	296,000	11,081	-	-	2,130	2,130	-	-
BETHEL/BETHUNE	1,224,000	73,680	-	-	5,777	5,777	-	-
BETHEL/CHERAW	556,000	-	-	-	5,280	3,778	-	-
BETHEL/OSWEGO	3,312,000	-	-	-	31,507	31,507	-	-
BETHEL/RUBY CHARGE	129,500	2,500	-	-	1,478	1,478	-	-
BETHEL/W DARLINGTON	437,200	-	-	-	2,816	2,816	-	-
BETHESDA	257,700	12,448	-	-	5,311	2,593	-	-
BETHLEHEM/BISHOPVILLE	6,197,900	358,128	-	-	33,852	33,852	-	-
BETHLEHEM/HARTSVILLE	476,000	111,128	-	-	11,658	11,658	-	-
BEULAH	364,000	32,051	-	-	3,870	6,377	-	-
CAMDEN FIRST	1,703,000	28,000	650,000	3,500	14,035	14,035	-	-
CENTENARY	477,000	-	-	-	15,086	15,086	-	-
CLARK	765,000	-	-	3,500	13,129	13,129	-	-
CONCORD	185,000	3,150	-	-	2,597	2,597	-	-
DALZELL	1,150,000	36,284	-	-	14,403	10,170	-	-
EBENEZER/LAMAR	300,000	6,320	15,077	-	2,933	1,000	-	-
EBENEZER/RUBY CHARGE	440,000	7,940	-	-	3,974	3,974	-	-
ELIM	380,000	25,000	-	-	4,828	4,829	-	-
EMMANUEL/E CAMDEN	746,200	-	7,000	-	5,884	5,884	-	-
EMMANUEL/SUMTER	2,703,400	14,100	37,751	-	16,563	5,463	-	-
EPWORTH	744,500	92,657	-	-	7,405	7,405	-	-
FIRST/CHERAW	4,937,000	73,003	-	-	48,735	48,735	-	-
FORK CREEK	950,000	-	-	17,407	11,199	11,199	-	-
FRIENDSHIP	190,000	34,695	-	-	3,192	3,192	-	-
GOOD HOPE WESLEY CHAPEL	1,109,000	168,648	-	-	7,940	7,940	-	-
HEBRON/HARTSVILLE	707,800	93,400	-	-	7,182	4,082	-	-
HEBRON/MCBEE	150,000	60,000	-	-	1,935	1,935	-	-
HOPEWELL	700,000	-	130,000	-	5,823	-	-	-
INDIAN BRANCH	538,506	302,171	-	-	6,670	6,670	-	-
JEFFERSON	1,032,049	226,000	-	-	7,694	7,694	-	-
JOHN WESLEY	875,000	-	358,000	-	4,828	-	-	-
KELLYBELL	290,000	-	28,800	-	3,293	3,293	-	-
KINGSVILLE	355,067	-	-	-	6,246	6,246	-	-
LAMAR	2,382,000	137,826	-	-	20,287	20,287	-	-

HARTSVILLE DISTRICT	TABLE NO. 2 STATISTICAL REPORT							
	Property and Assets				Apportionments			
Church Name	Market value of church land, buildings and equipment	Market value of other church-owned assets	Debts secured by church physical assets	Other debt	Total amount APPORTIONED to the local church for all causes paid to the AC Treasurer	Total amount PAID by the local church for all apportioned causes to the AC Treasurer	Total amount APPORTIONED to the local church for all apportioned causes directly paid to the DISTRICT	Total amount PAID by the local church for apportioned causes directly paid to the DISTRICT
	36	37	38	39	40.a	40.b	41.a	41.b
LYTTLETON STREET	8,256,000	470,964	-	-	100,135	72,316	-	-
MCBEE	988,500	50,000	-	-	3,245	3,245	-	-
MCLEOD CHAPEL	234,000	-	-	-	4,650	4,650	-	-
MECHANICSVILLE	1,344,000	14,000	273,000	-	18,087	18,087	-	-
MT BEULAH	1,104,835	-	328,400	-	3,602	3,602	-	-
MT CROGHAN	73,800	6,437	-	-	1,327	1,327	-	-
MT ELON	300,000	60,000	-	-	3,509	3,509	-	-
MT JOSHUA	160,500	-	-	-	1,300	1,300	-	-
MT MORIAH	397,000	67,000	-	-	5,673	5,673	-	-
MT OLIVET	422,000	44,000	-	-	6,669	6,669	-	-
MT PROSPECT	350,000	-	-	-	2,599	2,599	-	-
MT TABOR	120,000	-	-	-	1,678	-	-	-
MT ZION/BISHOPVILLE	596,000	11,000	-	-	7,449	2,009	-	-
MT ZION/CHERAW	15,000	50,000	-	-	3,021	-	-	-
MT ZION/SUMTER	475,090	39,000	-	-	12,627	12,627	-	-
NEW HAVEN	550,000	-	-	-	6,475	4,927	-	-
NEW HOPE	300,000	-	-	-	2,275	2,275	-	-
NEW MARKET	1,200,000	-	-	-	7,898	2,100	-	-
NEW PROVIDENCE	651,000	30,000	-	-	10,476	6,548	-	-
NEWMAN SWAMP	268,000	71,000	-	-	2,945	2,945	-	-
ORO	676,000	165,000	-	30,000	16,912	3,346	-	-
PAGELAND	500,000	17,560	-	-	6,100	6,100	-	-
PINE GROVE	1,237,000	31,000	-	-	8,356	6,030	-	-
PLEASANT GROVE	466,000	600	-	-	8,111	8,111	-	-
PROSPECT	476,000	71,000	-	-	6,280	6,280	-	-
ROCK SPRING	355,000	-	-	-	1,889	1,889	-	-
SALEM	645,800	-	-	-	6,737	6,737	-	-
SANDY BLUFF	300,000	-	-	-	3,232	3,232	-	-
SANDY GROVE/BETHUNE	550,000	29,616	3,946	-	3,239	1,187	-	-
SANDY GROVE/JEFFERSON	314,000	48,000	52,000	-	4,698	4,698	-	-
SANDY GROVE/LAMAR	625,000	1,100	-	-	4,317	4,317	-	-
SHEPHERD	659,508	90,000	-	-	3,426	3,426	-	-
SHILOH/CHESTERFIELD	1,295,000	-	-	-	17,716	17,716	-	-
SHILOH/DARLINGTON	550,000	68,800	-	-	13,480	1,542	-	-
SHILOH/MT JOSHUA	272,000	-	-	-	1,926	1,926	-	-
SPRINGHILL	171,000	285,600	-	-	5,463	5,463	-	-

HARTSVILLE DISTRICT	TABLE NO. 2 STATISTICAL REPORT							
	Property and Assets				Apportionments			
Church Name	Market value of church land, buildings and equipment	Market value of other church-owned assets	Debts secured by church physical assets	Other debt	Total amount APPORTIONED to the local church for all causes paid to the AC Treasurer	Total amount PAID by the local church for all apportioned causes to the AC Treasurer	Total amount APPORTIONED to the local church for all apportioned causes directly paid to the DISTRICT	Total amount PAID by the local church for apportioned causes directly paid to the DISTRICT
	36	37	38	39	40.a	40.b	41.a	41.b
ST JAMES/DARLINGTON	1,126,000	4,700	137,803	3,114	14,663	9,000	-	-
ST JAMES/SUMTER	996,800	83,516	181,019	-	13,852	13,889	-	-
ST JOHN/DARLINGTON	1,020,000	5,000	-	-	11,581	6,100	-	-
ST JOHN/REMBERT	387,333	72,896	-	-	7,861	7,861	-	-
ST JOHN/SUMTER	2,634,500	82,344	-	-	14,538	10,605	-	-
ST JOHN'S/LUGOFF	661,281	236,265	62,038	-	33,494	33,494	-	-
ST LUKE	4,592,795	120,308	-	-	69,531	69,531	-	-
ST MARK/OSWEGO	385,000	84,000	-	-	1,937	1,937	-	-
ST MARK/SUMTER	850,000	100,000	398,000	11,000	21,006	15,000	-	-
ST MARK'S/SUMTER	1,752,000	292,459	-	-	16,905	16,905	-	-
ST MATTHEW/BISHOPVILE	615,600	104,179	-	-	7,299	7,299	-	-
ST MATTHEWS/E CAMDEN	730,000	-	-	-	7,764	7,764	-	-
ST PAUL/CAMDEN	613,000	70,000	-	-	13,060	13,060	-	-
ST PAUL/CHESTERFIELD	1,231,000	40,724	-	-	17,837	15,163	-	-
ST PETER	80,000	-	-	-	1,342	1,342	-	-
TABERNACLE	278,000	132,000	-	-	5,145	2,514	-	-
TRINITY/DARLINGTON	7,235,000	179,623	70,617	-	54,028	9,000	-	-
TRINITY/SUMTER	10,453,565	800,000	-	-	106,435	106,435	-	-
TWITTY	765,430	136,000	-	-	3,645	-	-	-
UNION	1,564,700	19,639	-	-	13,661	983	-	-
UNITY	1,000,000	250,000	80,000	-	15,869	15,989	-	-
WESLEY CHAPEL/DARLINGTON	300,000	7,000	-	-	8,137	8,167	-	-
WESLEY CHAPEL/LYDIA	1,354,000	-	-	-	19,377	19,377	-	-
WESLEY CHP/CHESTERFLD	153,000	6,000	-	-	2,369	2,369	-	-
WESLEY CHP/JEFFERSON	463,125	18,000	-	-	2,049	2,049	-	-
WESLEY MEMORIAL	314,905	119,680	-	-	3,619	3,519	-	-
WESLEY/CHERAW	750,000	87,000	20,000	-	3,961	-	-	-
WESLEY/HARTSVILLE	6,249,000	1,072,833	-	-	55,453	55,453	-	-
WILKES CHAPEL	130,000	-	-	-	2,840	449	-	-
ZION/LAMAR CIRCUIT	225,000	-	-	-	3,823	3,823	-	-
ZION/PAGELAND	1,487,000	87,539	-	-	12,593	9,445	-	-
ZOAR/CHESTERFIELD	1,557,350	131,749	29,232	-	12,505	12,505	-	-
ZOAR/PAGELAND	500,000	87,737	-	-	3,698	3,698	-	-
TOTALS	**121,867,939**	**8,227,005**	**3,171,801**	**68,521**	**1,310,905**	**1,057,415**	**-**	**-**

HARTSVILLE DISTRICT	TABLE NO. 2 STATISTICAL REPORT (continued)							
	Other Benevolences							
Church Name	Total amount for General Advance Specials remitted to the AC Treasurer	Total amount for World Service Specials remitted to the AC Treasurer	Total amount for Annual Conference Advance Specials remitted to the AC Treasurer	Total amount for the Youth Service fund remitted to the AC Treasurer	Total amount of all other funds sent to AC Treasurer for connectional mission and ministry	Total Annual Conference Special Sunday Offerings remitted to the AC Treasurer	Total amount given directly to UM causes (not sent to AC Treasurer)	Total amount given to non-United Methodist benevolent and charitable causes
	42	43	44	45	46	47	48	49
ALDERSGATE	1,660	-	-	-	7,888	1,303	-	15,717
ANTIOCH	-	-	-	-	135	-	69	99
ASHLAND	406	-	-	-	34	1,800	-	1,700
BETHEL/BETHUNE	120	-	-	-	99	-	805	895
BETHEL/CHERAW	-	-	-	-	-	-	-	750
BETHEL/OSWEGO	3,654	-	50	-	516	4,212	5,261	5,870
BETHEL/RUBY CHARGE	-	-	-	-	26	-	40	275
BETHEL/W DARLINGTON	-	-	-	-	49	-	-	-
BETHESDA	-	-	50	-	12	200	-	4,788
BETHLEHEM/BISHOPVILLE	2,458	-	-	-	825	2,814	2,908	15,204
BETHLEHEM/HARTSVILLE	935	-	25	25	320	606	320	-
BEULAH	-	-	-	-	67	-	-	125
CAMDEN FIRST	727	-	-	-	479	313	-	-
CENTENARY	450	-	-	-	14	370	-	643
CLARK	-	-	-	-	1,267	-	-	200
CONCORD	-	-	-	-	77	-	-	-
DALZELL	-	-	-	-	26	-	1,346	4,944
EBENEZER/LAMAR	-	-	-	-	-	-	-	-
EBENEZER/RUBY CHARGE	500	-	-	-	-	-	-	-
ELIM	-	-	-	-	83	-	-	300
EMMANUEL/E CAMDEN	-	-	-	-	99	-	400	830
EMMANUEL/SUMTER	224	-	-	-	-	-	670	500
EPWORTH	225	-	-	-	75	1,000	1,400	1,235
FIRST/CHERAW	2,462	-	-	-	822	1,723	-	1,561
FORK CREEK	-	-	-	-	190	340	-	3,328
FRIENDSHIP	1,183	-	-	-	57	100	1,638	2,915
GOOD HOPE WESLEY CHAPEL	109	-	-	-	-	161	357	315
HEBRON/HARTSVILLE	370	-	-	-	-	1,125	-	1,000
HEBRON/MCBEE	-	-	14	-	32	-	1,352	-
HOPEWELL	-	-	-	-	50	-	142	-
INDIAN BRANCH	-	-	-	-	30	-	118	295
JEFFERSON	-	-	-	-	125	-	-	1,366
JOHN WESLEY	-	-	-	-	-	-	-	-
KELLYBELL	-	-	-	-	58	-	40	200
KINGSVILLE	-	-	-	-	-	-	-	500
LAMAR	275	-	-	-	415	1,974	4,000	4,575

HARTSVILLE DISTRICT	TABLE NO. 2 STATISTICAL REPORT (continued)							
	Other Benevolences							
Church Name	Total amount for General Advance Specials remitted to the AC Treasurer	Total amount for World Service Specials remitted to the AC Treasurer	Total amount for Annual Conference Advance Specials remitted to the AC Treasurer	Total amount for the Youth Service fund remitted to the AC Treasurer	Total amount of all other funds sent to AC Treasurer for connectional mission and ministry	Total Annual Conference Special Sunday Offerings remitted to the AC Treasurer	Total amount given directly to UM causes (not sent to AC Treasurer)	Total amount given to non-United Methodist benevolent and charitable causes
	42	43	44	45	46	47	48	49
LYTTLETON STREET	5,289	-	-	-	1,286	3,322	-	23,948
MCBEE	-	-	-	-	-	-	695	3,150
MCLEOD CHAPEL	100	-	-	-	79	355	375	1
MECHANICSVILLE	665	-	-	-	334	-	-	300
MT BEULAH	-	-	-	-	72	-	-	400
MT CROGHAN	-	-	-	-	23	-	-	-
MT ELON	145	-	-	-	140	-	200	500
MT JOSHUA	-	-	-	-	102	-	-	-
MT MORIAH	-	-	-	-	114	-	-	-
MT OLIVET	1,000	-	-	-	111	-	2,613	425
MT PROSPECT	66	-	-	-	-	-	-	-
MT TABOR	-	-	-	-	-	-	-	-
MT ZION/BISHOPVILLE	-	-	-	-	-	57	218	-
MT ZION/CHERAW	-	-	-	-	-	-	-	-
MT ZION/SUMTER	5	-	-	-	-	326	167	178
NEW HAVEN	25	-	-	-	85	1,848	250	-
NEW HOPE	-	-	-	-	39	-	779	-
NEW MARKET	1,500	-	-	-	-	-	355	9,398
NEW PROVIDENCE	100	-	-	-	344	-	-	100
NEWMAN SWAMP	-	-	-	-	51	100	-	-
ORO	125	-	-	-	-	233	458	2,703
PAGELAND	255	-	-	-	764	252	-	173
PINE GROVE	-	-	-	-	-	-	272	-
PLEASANT GROVE	40	-	-	-	196	55	40	325
PROSPECT	383	-	-	25	210	125	-	-
ROCK SPRING	-	-	-	-	36	-	36	550
SALEM	-	-	-	-	-	-	-	-
SANDY BLUFF	-	-	-	-	73	-	200	100
SANDY GROVE/BETHUNE	-	-	-	-	7	245	-	140
SANDY GROVE/JEFFERSON	173	-	-	-	133	-	-	1,456
SANDY GROVE/LAMAR	-	-	-	-	85	-	-	-
SHEPHERD	-	-	-	-	60	214	54	-
SHILOH/CHESTERFIELD	-	-	-	-	299	2,000	-	3,500
SHILOH/DARLINGTON	-	-	-	-	-	-	92	400
SHILOH/MT JOSHUA	150	-	-	-	33	-	-	-
SPRINGHILL	54	-	-	-	258	-	400	-

HARTSVILLE DISTRICT	TABLE NO. 2 STATISTICAL REPORT (continued)							
	Other Benevolences							
Church Name	Total amount for General Advance Specials remitted to the AC Treasurer	Total amount for World Service Specials remitted to the AC Treasurer	Total amount for Annual Conference Advance Specials remitted to the AC Treasurer	Total amount for the Youth Service fund remitted to the AC Treasurer	Total amount of all other funds sent to AC Treasurer for connectional mission and ministry	Total Annual Conference Special Sunday Offerings remitted to the AC Treasurer	Total amount given directly to UM causes (not sent to AC Treasurer)	Total amount given to non-United Methodist benevolent and charitable causes
	42	43	44	45	46	47	48	49
ST JAMES/DARLINGTON	419	-	-	-	-	-	-	419
ST JAMES/SUMTER	-	-	-	-	237	338	731	2,100
ST JOHN/DARLINGTON	-	-	-	-	-	-	240	-
ST JOHN/REMBERT	-	-	-	-	143	-	625	24
ST JOHN/SUMTER	-	-	-	-	414	735	661	825
ST JOHN'S/LUGOFF	-	-	-	-	518	-	1,308	8,170
ST LUKE	625	-	-	-	1,687	-	2,546	36,456
ST MARK/OSWEGO	-	-	-	-	49	-	-	150
ST MARK/SUMTER	550	-	-	-	100	-	400	200
ST MARK'S/SUMTER	-	-	-	-	81	-	1,130	467
ST MATTHEW/BISHOPVILE	-	-	-	-	132	1,422	100	1,250
ST MATTHEWS/E CAMDEN	-	-	-	-	136	-	-	1,405
ST PAUL/CAMDEN	-	-	-	-	32	-	2,000	-
ST PAUL/CHESTERFIELD	740	-	-	-	373	1,657	5,900	500
ST PETER	-	-	-	-	24	-	-	95
TABERNACLE	-	-	-	-	61	155	-	180
TRINITY/DARLINGTON	740	-	-	-	-	3,404	-	15,002
TRINITY/SUMTER	16,479	-	-	-	2,516	11,373	2,000	41,678
TWITTY	-	-	-	-	-	-	-	-
UNION	-	-	-	-	17	-	1,780	1,507
UNITY	372	-	-	-	406	139	-	300
WESLEY CHAPEL/DARLINGTON	-	-	100	-	135	-	1,325	250
WESLEY CHAPEL/LYDIA	-	-	-	-	-	673	-	-
WESLEY CHP/CHESTERFLD	-	-	-	-	-	-	150	100
WESLEY CHP/JEFFERSON	25	-	-	-	35	-	165	140
WESLEY MEMORIAL	416	-	-	-	48	129	-	981
WESLEY/CHERAW	-	-	-	-	-	-	-	500
WESLEY/HARTSVILLE	1,070	-	300	-	898	3,494	2,225	7,010
WILKES CHAPEL	-	-	-	-	100	-	100	457
ZION/LAMAR CIRCUIT	-	-	-	-	3	-	250	-
ZION/PAGELAND	-	-	-	-	64	-	2,013	7,798
ZOAR/CHESTERFIELD	79	-	-	-	423	263	940	3,917
ZOAR/PAGELAND	-	-	-	-	62	155	-	967
TOTALS	**47,348**	**-**	**539**	**50**	**27,496**	**51,108**	**54,659**	**250,725**

HARTSVILLE DISTRICT	TABLE NO. 2 STATISTICAL REPORT (continued)							
	General Special Sunday Offerings						Direct Billing	
Church Name	Human Relations Day	One Great Hour of Sharing	Peace with Justice	Native American Ministries	World Communion	UM Student Day	Total amount paid by the local church for all direct-billed clergy non-health benefits	Total amount paid by the local church for all direct-billed clergy health benefits
	50.a	50.b	50.c	50.d	50.e	50.f	51	52
ALDERSGATE	-	-	-	-	-	-	9,378	11,502
ANTIOCH	-	-	51	-	-	-	2,467	1,145
ASHLAND	-	-	-	-	-	-	7,914	5,148
BETHEL/BETHUNE	-	-	-	-	-	-	2,389	-
BETHEL/CHERAW	-	-	-	-	-	-	3,357	4,819
BETHEL/OSWEGO	-	-	-	-	-	-	7,834	5,757
BETHEL/RUBY CHARGE	-	-	-	-	-	-	694	-
BETHEL/W DARLINGTON	-	-	-	-	-	-	844	-
BETHESDA	-	-	-	-	-	-	-	-
BETHLEHEM/BISHOPVILLE	-	-	-	-	-	-	8,818	9,798
BETHLEHEM/HARTSVILLE	25	25	25	25	25	25	4,078	3,684
BEULAH	-	-	-	-	-	-	89	-
CAMDEN FIRST	-	-	-	-	-	-	1,410	2,030
CENTENARY	50	-	-	50	30	100	5,805	7,568
CLARK	-	-	-	-	-	-	4,019	2,890
CONCORD	-	-	-	-	-	-	-	-
DALZELL	-	-	-	-	-	-	7,073	4,719
EBENEZER/LAMAR	-	-	-	-	-	-	1,509	1,324
EBENEZER/RUBY CHARGE	-	-	-	-	-	-	810	-
ELIM	-	-	-	-	-	-	2,106	-
EMMANUEL/E CAMDEN	-	-	-	-	-	-	3,324	2,076
EMMANUEL/SUMTER	-	-	-	-	-	-	2,921	1,608
EPWORTH	-	-	-	-	-	-	5,789	4,423
FIRST/CHERAW	20	105	35	30	30	60	8,998	10,812
FORK CREEK	-	-	-	-	-	-	4,036	2,574
FRIENDSHIP	-	-	-	-	-	-	1,562	-
GOOD HOPE WESLEY CHAPEL	-	-	-	-	86	95	18,489	15,807
HEBRON/HARTSVILLE	-	-	-	-	-	-	2,587	2,395
HEBRON/MCBEE	-	-	-	-	-	-	-	-
HOPEWELL	-	-	-	-	-	-	1,518	970
INDIAN BRANCH	-	-	-	-	-	-	3,075	-
JEFFERSON	-	-	-	-	-	-	4,036	2,574
JOHN WESLEY	-	-	-	-	-	-	-	-
KELLYBELL	-	-	-	-	-	-	2,011	-
KINGSVILLE	-	-	-	-	-	-	2,280	2,973
LAMAR	50	100	-	-	-	100	8,637	10,812

HARTSVILLE DISTRICT	TABLE NO. 2 STATISTICAL REPORT (continued)							
	General Special Sunday Offerings						Direct Billing	
Church Name	Human Relations Day	One Great Hour of Sharing	Peace with Justice	Native American Ministries	World Communion	UM Student Day	Total amount paid by the local church for all direct-billed clergy non-health benefits	Total amount paid by the local church for all direct-billed clergy health benefits
	50.a	50.b	50.c	50.d	50.e	50.f	51	52
LYTTLETON STREET	72	118	35	70	185	110	13,439	15,204
MCBEE	-	-	-	-	-	-	-	-
MCLEOD CHAPEL	-	-	-	-	-	-	-	-
MECHANICSVILLE	-	-	-	-	-	-	8,417	5,148
MT BEULAH	-	-	-	-	-	-	1,071	-
MT CROGHAN	-	-	-	-	-	-	694	-
MT ELON	-	-	-	-	-	-	2,192	1,390
MT JOSHUA	-	-	-	-	-	-	619	-
MT MORIAH	-	-	-	-	-	-	1,191	1,788
MT OLIVET	-	-	-	-	-	-	7,932	7,980
MT PROSPECT	-	-	-	-	-	-	-	-
MT TABOR	-	-	-	-	-	-	495	-
MT ZION/BISHOPVILLE	-	-	-	-	-	-	-	-
MT ZION/CHERAW	-	-	-	-	-	-	485	715
MT ZION/SUMTER	155	110	43	303	-	75	3,980	1,704
NEW HAVEN	-	-	-	-	-	-	5,200	3,146
NEW HOPE	-	-	-	-	-	-	1,071	-
NEW MARKET	-	-	-	-	-	-	3,198	1,420
NEW PROVIDENCE	-	-	-	-	-	-	867	17,771
NEWMAN SWAMP	-	-	-	-	-	-	1,268	-
ORO	-	-	-	-	-	-	3,742	3,070
PAGELAND	-	-	-	-	-	-	-	-
PINE GROVE	-	-	-	-	-	-	1,940	1,287
PLEASANT GROVE	-	-	-	-	-	-	-	-
PROSPECT	25	25	25	25	25	25	4,078	3,684
ROCK SPRING	-	-	-	-	-	-	2,090	-
SALEM	51	96	-	64	110	75	635	1,915
SANDY BLUFF	-	-	-	-	-	-	2,012	-
SANDY GROVE/BETHUNE	-	-	-	-	-	-	1,403	-
SANDY GROVE/JEFFERSON	-	-	-	32	-	-	2,010	1,274
SANDY GROVE/LAMAR	-	-	-	-	-	-	2,941	2,034
SHEPHERD	-	-	76	46	-	-	1,512	648
SHILOH/CHESTERFIELD	-	-	-	-	-	-	8,341	10,812
SHILOH/DARLINGTON	-	-	-	-	-	-	7,792	5,148
SHILOH/MT JOSHUA	-	-	-	-	-	-	-	-
SPRINGHILL	-	-	-	-	-	-	4,913	3,145

HARTSVILLE DISTRICT	TABLE NO. 2 STATISTICAL REPORT (continued)							
	General Special Sunday Offerings						Direct Billing	
Church Name	Human Relations Day	One Great Hour of Sharing	Peace with Justice	Native American Ministries	World Communion	UM Student Day	Total amount paid by the local church for all direct-billed clergy non-health benefits	Total amount paid by the local church for all direct-billed clergy health benefits
	50.a	50.b	50.c	50.d	50.e	50.f	51	52
ST JAMES/DARLINGTON	-	-	-	-	-	-	4,992	5,008
ST JAMES/SUMTER	105	97	61	100	82	125	7,955	5,148
ST JOHN/DARLINGTON	-	-	-	-	-	-	-	-
ST JOHN/REMBERT	-	-	-	-	-	-	263	-
ST JOHN/SUMTER	-	109	85	102	25	25	7,738	5,148
ST JOHN'S/LUGOFF	-	-	-	-	-	-	9,046	7,368
ST LUKE	-	342	-	-	-	-	24,771	5,148
ST MARK/OSWEGO	-	-	-	-	-	-	2,172	1,950
ST MARK/SUMTER	-	-	-	-	-	-	7,726	4,719
ST MARK'S/SUMTER	-	-	-	-	-	-	7,842	7,541
ST MATTHEW/BISHOPVILE	-	-	-	-	-	-	-	-
ST MATTHEWS/E CAMDEN	-	-	-	-	-	-	4,615	2,883
ST PAUL/CAMDEN	-	-	-	-	-	-	8,448	10,812
ST PAUL/CHESTERFIELD	-	-	100	-	60	25	8,126	5,148
ST PETER	-	-	-	-	-	-	1,393	-
TABERNACLE	-	-	-	-	-	-	-	-
TRINITY/DARLINGTON	-	-	-	-	-	-	8,758	7,980
TRINITY/SUMTER	50	1,361	15	20	209	-	18,230	9,018
TWITTY	-	-	-	-	-	-	-	-
UNION	-	-	-	-	-	-	7,914	9,798
UNITY	100	-	-	-	75	30	4,747	4,145
WESLEY CHAPEL/DARLINGTON	50	20	20	-	-	-	3,059	3,941
WESLEY CHAPEL/LYDIA	-	-	-	-	-	-	3,998	7,224
WESLEY CHP/CHESTERFLD	-	-	-	-	-	-	2,585	-
WESLEY CHP/JEFFERSON	-	-	-	-	-	-	1,705	1,081
WESLEY MEMORIAL	-	-	-	-	-	-	1,074	-
WESLEY/CHERAW	-	-	-	-	-	-	-	-
WESLEY/HARTSVILLE	-	-	-	781	198	-	8,670	10,836
WILKES CHAPEL	-	-	-	-	-	-	-	-
ZION/LAMAR CIRCUIT	-	-	-	-	-	-	772	-
ZION/PAGELAND	-	-	-	-	-	-	4,803	4,813
ZOAR/CHESTERFIELD	-	-	-	-	-	-	7,120	3,635
ZOAR/PAGELAND	-	-	-	-	-	-	2,135	2,139
TOTALS	**753**	**2,508**	**571**	**1,649**	**1,141**	**870**	**406,044**	**332,173**

HARTSVILLE DISTRICT	TABLE NO. 2 STATISTICAL REPORT (continued)								
	Pastoral Support					Local Church Expenses			
Church Name	Total amount paid in base compensation to the pastor	Total amount paid in base compensation to all associate pastors assigned by the bishop	Total amount paid to/for pastor and associates for housing and utilities and/or related allowances	Total amount paid to pastor and associate(s) for accountable reimbursements	Total amount paid to pastor and associate(s) for any other cash allowances (non-accountable)	Total amount paid in salary and benefits for Deacons	Total amount paid in salary and benefits for Diaconal Ministers	Total amount paid in salary and benefits for all other church staff	Total amount spent for local church program expenses
	53	54	55	56	57	58	59	60	61
ALDERSGATE	68,475	-	10,415	1,183	5,611	-	-	176,540	24,624
ANTIOCH	12,361	-	3,500	1,373	-	-	-	6,998	8,713
ASHLAND	3,335	-	14	461	-	-	-	1,200	550
BETHEL/BETHUNE	9,777	-	-	3,914	-	-	-	6,749	429
BETHEL/CHERAW	16,803	-	2,480	625	150	-	-	5,000	4,000
BETHEL/OSWEGO	40,723	-	16,523	8,151	6,178	-	-	43,383	16,195
BETHEL/RUBY CHARGE	3,717	-	1,100	225	-	-	-	-	644
BETHEL/W DARLINGTON	9,084	-	-	-	250	-	-	-	-
BETHESDA	6,600	-	3,000	-	-	-	-	-	-
BETHLEHEM/BISHOPVILLE	58,922	-	5,100	5,550	-	-	-	45,144	15,515
BETHLEHEM/HARTSVILLE	38,508	-	1,500	3,650	-	-	-	3,125	14,861
BEULAH	2,897	-	7,022	1,968	-	-	-	1,200	1,080
CAMDEN FIRST	52,236	-	-	4,000	-	-	-	25,000	2,600
CENTENARY	30,681	-	3,000	1,252	-	-	-	7,000	4,378
CLARK	15,007	-	5,873	1,145	-	-	-	13,195	5,585
CONCORD	8,338	-	35	1,613	-	-	-	-	818
DALZELL	28,680	-	14,520	4,395	-	-	-	11,324	4,029
EBENEZER/LAMAR	14,789	-	3,160	3,300	390	-	-	-	375
EBENEZER/RUBY CHARGE	7,433	-	2,200	-	-	-	-	-	1,833
ELIM	15,000	-	-	2,000	-	-	-	-	5,000
EMMANUEL/E CAMDEN	20,119	-	6,400	1,533	350	-	-	7,250	3,950
EMMANUEL/SUMTER	36,714	-	4,114	781	-	-	-	12,460	12,834
EPWORTH	15,506	-	3,915	1,884	-	-	-	4,700	4,001
FIRST/CHERAW	58,749	-	10,000	5,708	578	-	-	131,339	19,114
FORK CREEK	22,577	-	2,400	3,744	2,670	-	-	7,810	-
FRIENDSHIP	10,833	-	2,200	-	-	-	-	-	871
GOOD HOPE WESLEY CHAPEL	36,145	-	3,705	966	-	-	-	10,460	1,300
HEBRON/HARTSVILLE	25,116	-	4,600	955	-	-	-	-	3,978
HEBRON/MCBEE	2,338	-	2,338	-	-	-	-	-	1,981
HOPEWELL	7,607	-	3,750	500	-	-	-	-	812
INDIAN BRANCH	7,650	-	5,670	2,900	-	-	-	4,020	3,592
JEFFERSON	22,067	-	2,400	2,900	1,098	-	-	-	1,219
JOHN WESLEY	17,588	-	3,520	-	-	-	-	-	-
KELLYBELL	12,556	-	1,000	925	-	-	-	2,000	1,000
KINGSVILLE	13,250	-	3,000	473	-	-	-	-	3,392
LAMAR	55,114	-	4,235	4,893	-	-	-	22,863	11,178

HARTSVILLE DISTRICT	TABLE NO. 2 STATISTICAL REPORT (continued)								
	Pastoral Support					Local Church Expenses			
Church Name	Total amount paid in base compensation to the pastor	Total amount paid in base compensation to all associate pastors assigned by the bishop	Total amount paid to/for pastor and associates for housing and utilities and/or related allowances	Total amount paid to pastor and associate(s) for accountable reimbursements	Total amount paid to pastor and associate(s) for any other cash allowances (non-accountable)	Total amount paid in salary and benefits for Deacons	Total amount paid in salary and benefits for Diaconal Ministers	Total amount paid in salary and benefits for all other church staff	Total amount spent for local church program expenses
	53	54	55	56	57	58	59	60	61
LYTTLETON STREET	77,000	14,075	10,500	5,444	-	-	-	250,540	66,162
MCBEE	2,338	-	-	2,338	-	-	-	-	3,794
MCLEOD CHAPEL	3,414	-	8,276	1,968	-	-	-	1,200	1,018
MECHANICSVILLE	43,000	-	10,000	3,000	1,000	-	-	34,000	4,000
MT BEULAH	6,613	-	2,500	2,075	-	-	-	-	1,000
MT CROGHAN	3,616	-	1,200	-	-	-	-	-	467
MT ELON	8,516	-	3,750	500	-	-	-	-	2,500
MT JOSHUA	3,752	-	1,953	200	-	-	-	-	-
MT MORIAH	12,053	-	5,872	-	-	-	-	11,275	1,245
MT OLIVET	15,906	-	3,720	1,091	-	-	-	3,440	1,109
MT PROSPECT	2,899	-	1,501	-	-	-	-	-	761
MT TABOR	4,882	-	-	780	-	-	-	-	750
MT ZION/BISHOPVILLE	12,135	-	11,500	1,150	-	-	-	3,227	1,022
MT ZION/CHERAW	9,000	-	900	700	800	-	-	500	-
MT ZION/SUMTER	14,706	-	11,000	805	-	-	-	25,517	9,181
NEW HAVEN	17,465	-	10,561	500	-	-	-	7,500	3,250
NEW HOPE	6,262	-	2,500	1,775	-	-	-	-	1,300
NEW MARKET	13,860	-	1,509	2,512	-	-	-	-	4,828
NEW PROVIDENCE	45,613	-	11,699	3,000	-	-	-	500	3,900
NEWMAN SWAMP	9,266	-	750	1,023	-	-	-	-	1,226
ORO	38,520	-	6,800	4,021	-	-	-	2,600	3,332
PAGELAND	10,797	-	7,000	2,433	170	-	-	-	4,734
PINE GROVE	17,463	-	2,400	3,539	-	-	-	4,700	952
PLEASANT GROVE	15,906	-	3,720	2,490	-	-	-	8,420	1,937
PROSPECT	21,654	-	1,500	4,800	-	-	-	2,400	1,028
ROCK SPRING	4,362	-	750	1,900	-	-	-	540	13,658
SALEM	17,274	-	22,843	2,600	-	-	-	12,500	2,345
SANDY BLUFF	12,556	-	1,000	900	-	-	-	3,240	700
SANDY GROVE/BETHUNE	6,540	-	-	3,165	-	-	-	4,020	1,020
SANDY GROVE/JEFFERSON	8,516	-	3,750	511	-	-	-	-	1,758
SANDY GROVE/LAMAR	17,779	-	3,520	4,300	375	-	-	-	450
SHEPHERD	7,293	-	3,000	1,041	-	-	-	4,190	1,979
SHILOH/CHESTERFIELD	45,221	-	6,000	7,195	-	-	-	-	5,200
SHILOH/DARLINGTON	41,830	-	3,890	3,922	-	-	-	17,145	2,110
SHILOH/MT JOSHUA	4,098	-	1,905	200	-	-	-	-	-
SPRINGHILL	18,768	-	10,927	500	-	-	-	7,500	1,500

HARTSVILLE DISTRICT	TABLE NO. 2 STATISTICAL REPORT (continued)								
	Pastoral Support					Local Church Expenses			
Church Name	Total amount paid in base compensation to the pastor	Total amount paid in base compensation to all associate pastors assigned by the bishop	Total amount paid to/for pastor and associates for housing and utilities and/or related allowances	Total amount paid to pastor and associate(s) for accountable reimbursements	Total amount paid to pastor and associate(s) for any other cash allowances (non-accountable)	Total amount paid in salary and benefits for Deacons	Total amount paid in salary and benefits for Diaconal Ministers	Total amount paid in salary and benefits for all other church staff	Total amount spent for local church program expenses
	53	54	55	56	57	58	59	60	61
ST JAMES/DARLINGTON	49,848	-	2,200	1,283	-	-	-	27,532	2,812
ST JAMES/SUMTER	35,929	-	5,000	4,198	-	-	-	11,490	22,783
ST JOHN/DARLINGTON	32,842	-	4,889	6,289	-	-	-	-	23,289
ST JOHN/REMBERT	4,034	-	9,781	2,769	-	-	-	4,440	773
ST JOHN/SUMTER	32,750	-	2,400	2,283	-	-	-	20,696	4,530
ST JOHN'S/LUGOFF	62,327	-	7,800	2,287	-	-	-	126,480	38,054
ST LUKE	71,136	-	9,000	11,000	-	90,765	-	115,140	57,975
ST MARK/OSWEGO	9,521	-	5,872	1,390	-	-	-	-	430
ST MARK/SUMTER	52,974	-	15,000	4,593	-	-	-	46,337	17,360
ST MARK'S/SUMTER	43,286	-	4,117	1,579	-	-	-	23,920	2,633
ST MATTHEW/BISHOPVILE	21,678	-	90	4,194	-	-	-	5,536	11,721
ST MATTHEWS/E CAMDEN	26,582	-	7,600	2,368	800	-	-	12,580	1,821
ST PAUL/CAMDEN	45,092	-	9,000	8,000	-	-	-	5,200	8,000
ST PAUL/CHESTERFIELD	40,948	-	5,000	6,625	-	-	-	13,439	6,640
ST PETER	3,384	-	600	-	-	-	-	-	500
TABERNACLE	13,869	-	1,500	-	100	-	-	500	1,576
TRINITY/DARLINGTON	55,033	-	7,100	4,691	-	-	-	111,980	18,403
TRINITY/SUMTER	97,696	-	6,200	4,795	5,900	51,367	-	219,593	63,618
TWITTY	8,296	-	2,350	-	-	-	-	-	-
UNION	35,600	-	4,250	3,481	-	-	-	-	14,323
UNITY	50,444	-	6,300	-	-	-	-	31,200	955
WESLEY CHAPEL/DARLINGTON	23,546	-	4,889	3,200	-	-	-	5,643	9,128
WESLEY CHAPEL/LYDIA	28,652	-	7,346	4,484	250	-	-	11,165	8,994
WESLEY CHP/CHESTERFLD	5,875	-	-	1,400	-	-	-	300	3,000
WESLEY CHP/JEFFERSON	5,790	-	3,750	500	-	-	-	-	850
WESLEY MEMORIAL	11,725	-	-	-	500	-	-	-	1,076
WESLEY/CHERAW	18,305	-	6,000	469	-	-	-	5,000	-
WESLEY/HARTSVILLE	54,612	-	11,208	4,900	250	-	-	105,485	17,393
WILKES CHAPEL	6,215	-	3,000	-	-	-	-	-	475
ZION/LAMAR CIRCUIT	6,167	-	500	777	-	-	-	-	2,350
ZION/PAGELAND	38,362	-	4,000	8,292	-	-	-	6,895	4,774
ZOAR/CHESTERFIELD	38,467	-	5,100	5,679	-	-	-	-	5,974
ZOAR/PAGELAND	12,324	-	1,800	1,666	587	-	-	-	2,039
TOTALS	**2,451,477**	**14,075**	**485,027**	**248,537**	**28,007**	**142,132**	**-**	**1,864,265**	**684,916**

HARTSVILLE DISTRICT	TABLE NO. 2 STATISTICAL REPORT (continued)				TABLE NO. 3 STATISTICAL REPORT			
	Local Church Expenses (continued)				Received for Annual Budget/Spending Plan			
Church Name	Total amount spent for other local church operating expenses	Total amount paid for principal and interest on indebtedness, loans, mortgages, etc.	Total amount paid on capital expenditures for building, improvements, and major equipment purchases	TOTAL AMOUNT PAID BY THE LOCAL CHURCH ON ALL EXPENDITURES	Number of households giving to the local church	Amount received through pledges	Amount received from non-pledging, but identified givers	Amount received from unidentified givers
	62	63	64	65	66	67.a	67.b	67.c
ALDERSGATE	96,033	72,125	38,368	560,878	283	436,871	4,429	12,172
ANTIOCH	14,626	-	710	59,663	150	-	31,378	3,416
ASHLAND	4,024	-	-	28,716	15	-	21,055	-
BETHEL/BETHUNE	13,474	-	-	44,428	-	-	44,498	-
BETHEL/CHERAW	8,500	-	-	50,261	48	-	-	-
BETHEL/OSWEGO	44,652	-	6,064	246,530	105	-	230,905	3,631
BETHEL/RUBY CHARGE	2,955	-	-	11,154	5	-	10,201	6,420
BETHEL/W DARLINGTON	12,444	-	-	25,487	15	-	19,392	2,488
BETHESDA	8,252	-	5,685	31,180	10	20,508	-	-
BETHLEHEM/BISHOPVILLE	59,663	-	39,993	306,563	81	-	246,512	2,028
BETHLEHEM/HARTSVILLE	24,054	-	18,800	126,300	50	-	92,840	-
BEULAH	13,115	-	3,600	37,540	-	-	25,615	-
CAMDEN FIRST	6,500	40,000	-	149,330	166	235,689	3,890	-
CENTENARY	22,976	-	-	99,453	94	35,544	60,644	274
CLARK	17,575	1,411	-	81,295	48	43,765	39,225	5,801
CONCORD	6,593	-	-	20,071	20	-	25,457	-
DALZELL	24,186	-	5,929	121,341	66	-	101,929	4,718
EBENEZER/LAMAR	1,175	-	-	27,022	26	-	23,660	253
EBENEZER/RUBY CHARGE	10,258	-	2,643	29,651	-	-	-	31,674
ELIM	13,000	-	-	42,318	45	-	58,000	-
EMMANUEL/E CAMDEN	10,418	10,240	-	72,873	57	-	46,808	1,887
EMMANUEL/SUMTER	42,720	15,770	-	136,779	85	-	90,468	2,773
EPWORTH	16,714	-	23,812	92,084	40	-	93,235	1,135
FIRST/CHERAW	74,913	-	-	375,794	203	287,656	48,943	5,115
FORK CREEK	14,675	16,308	-	91,851	65	84,628	-	-
FRIENDSHIP	8,742	-	-	33,293	15	-	25,246	3,264
GOOD HOPE WESLEY CHAPEL	6,100	-	1,168	103,203	138	63,500	26,000	4,405
HEBRON/HARTSVILLE	14,749	-	3,256	64,213	-	-	61,323	311
HEBRON/MCBEE	4,421	-	-	14,411	8	13,343	-	400
HOPEWELL	12,531	13,268	10,953	52,101	79	-	37,068	2,090
INDIAN BRANCH	13,723	-	-	47,743	45	-	40,579	10,413
JEFFERSON	13,115	-	280	58,874	-	-	54,108	-
JOHN WESLEY	4,400	-	-	25,508	30	59,244	836	600
KELLYBELL	3,910	6,400	-	33,393	20	-	-	100
KINGSVILLE	10,991	-	-	43,106	20	32,000	535	223
LAMAR	24,119	-	6,168	179,795	125	26,314	158,604	1,168

HARTSVILLE DISTRICT	TABLE NO. 2 STATISTICAL REPORT (continued)				TABLE NO. 3 STATISTICAL REPORT			
	Local Church Expenses (continued)				Received for Annual Budget/Spending Plan			
Church Name	Total amount spent for other local church operating expenses	Total amount paid for principal and interest on indebtedness, loans, mortgages, etc.	Total amount paid on capital expenditures for building, improvements, and major equipment purchases	TOTAL AMOUNT PAID BY THE LOCAL CHURCH ON ALL EXPENDITURES	Number of households giving to the local church	Amount received through pledges	Amount received from non-pledging, but identified givers	Amount received from unidentified givers
	62	63	64	65	66	67.a	67.b	67.c
LYTTLETON STREET	165,674	-	18,145	742,934	330	613,951	106,902	11,459
MCBEE	22,958	10,820	824	50,162	14	-	21,888	764
MCLEOD CHAPEL	7,665	-	-	29,101	22	-	31,670	2,718
MECHANICSVILLE	15,000	30,000	4,000	176,951	191	-	171,000	12,000
MT BEULAH	9,645	32,000	-	58,978	20	-	-	-
MT CROGHAN	2,154	-	-	9,481	8	-	-	6,735
MT ELON	8,000	-	2,000	33,343	35	38,000	300	75
MT JOSHUA	838	-	-	8,764	10	-	9,972	-
MT MORIAH	15,960	-	-	55,171	39	78,520	29,243	26,997
MT OLIVET	9,122	-	-	61,118	21	-	50,407	2,925
MT PROSPECT	2,600	-	-	10,426	-	-	-	11,000
MT TABOR	5,022	-	-	11,929	7	7,500	-	-
MT ZION/BISHOPVILLE	5,288	34,062	-	70,668	63	-	69,761	260
MT ZION/CHERAW	4,000	-	-	17,100	-	-	-	-
MT ZION/SUMTER	19,215	-	-	100,097	120	-	77,316	1,030
NEW HAVEN	3,804	-	600	59,161	-	-	53	400
NEW HOPE	15,000	-	-	31,001	13	17,000	4,000	2,000
NEW MARKET	22,168	-	-	62,848	41	-	61,125	8,785
NEW PROVIDENCE	27,000	-	1,000	118,443	56	80,700	7,000	200
NEWMAN SWAMP	10,131	-	5,171	31,931	23	-	27,702	5,795
ORO	35,575	4,524	2,402	111,450	166	-	117,110	387
PAGELAND	16,031	-	-	48,709	24	-	43,828	334
PINE GROVE	10,922	-	10,095	59,600	35	-	61,643	520
PLEASANT GROVE	20,183	-	8,327	69,750	70	-	64,526	1,987
PROSPECT	7,612	-	733	54,662	30	-	55,721	-
ROCK SPRING	7,134	-	18,050	50,995	35	26,213	-	-
SALEM	3,723	8,232	6,800	86,000	75	92,853	-	-
SANDY BLUFF	4,570	-	-	28,583	25	-	-	-
SANDY GROVE/BETHUNE	4,640	4,290	-	26,657	-	-	15,992	5,148
SANDY GROVE/JEFFERSON	6,500	-	5,200	36,011	67	47,339	600	-
SANDY GROVE/LAMAR	3,000	-	-	38,801	28	-	52,314	825
SHEPHERD	8,164	-	-	31,703	40	-	28,491	304
SHILOH/CHESTERFIELD	24,000	-	3,500	133,784	94	-	134,677	4,598
SHILOH/DARLINGTON	12,248	-	10,200	106,319	94	-	76,850	4,351
SHILOH/MT JOSHUA	700	-	-	9,012	18	11,000	500	-
SPRINGHILL	2,500	-	1,200	57,128	-	-	65	-

HARTSVILLE DISTRICT	TABLE NO. 2 STATISTICAL REPORT (continued)				TABLE NO. 3 STATISTICAL REPORT			
	Local Church Expenses (continued)				Received for Annual Budget/Spending Plan			
Church Name	Total amount spent for other local church operating expenses	Total amount paid for principal and interest on indebtedness, loans, mortgages, etc.	Total amount paid on capital expenditures for building, improvements, and major equipment purchases	TOTAL AMOUNT PAID BY THE LOCAL CHURCH ON ALL EXPENDITURES	Number of households giving to the local church	Amount received through pledges	Amount received from non-pledging, but identified givers	Amount received from unidentified givers
	62	63	64	65	66	67.a	67.b	67.c
ST JAMES/DARLINGTON	11,918	24,539	6,500	146,470	92	100,374	13,515	5,502
ST JAMES/SUMTER	20,969	17,147	-	148,484	70	125,164	-	-
ST JOHN/DARLINGTON	33,836	36,239	-	143,724	210	-	94,562	13,743
ST JOHN/REMBERT	30,989	-	6,416	68,118	28	-	39,220	6,825
ST JOHN/SUMTER	12,317	-	1,438	102,886	68	81,043	27,214	1,215
ST JOHN'S/LUGOFF	49,810	7,500	10,000	364,162	175	222,009	134,799	13,469
ST LUKE	144,831	-	436,113	1,077,066	304	415,512	214,505	4,185
ST MARK/OSWEGO	3,020	-	-	26,492	40	19,854	17,340	924
ST MARK/SUMTER	13,728	28,700	8,473	215,860	268	-	216,613	1,363
ST MARK'S/SUMTER	32,658	-	2,457	144,616	70	138,157	4,541	1,581
ST MATTHEW/BISHOPVILE	8,235	-	6,496	68,153	94	-	73,962	2,699
ST MATTHEWS/E CAMDEN	16,251	-	-	84,805	105	-	85,815	-
ST PAUL/CAMDEN	2,200	-	-	111,844	127	102,000	50,000	2,000
ST PAUL/CHESTERFIELD	28,150	-	21,069	159,663	72	47,584	61,161	19,596
ST PETER	1,774	-	-	9,112	25	9,485	360	100
TABERNACLE	6,080	-	-	26,535	17	-	34,112	4,004
TRINITY/DARLINGTON	94,789	36,208	45,428	418,516	139	240,936	47,443	3,537
TRINITY/SUMTER	125,239	108,487	463,729	1,356,008	317	753,572	103,040	8,076
TWITTY	12,500	-	-	23,146	20	-	26,165	320
UNION	23,993	-	12,288	115,934	52	-	88,210	2,127
UNITY	26,000	20,000	4,600	165,801	20	116,000	4,000	-
WESLEY CHAPEL/DARLINGTON	4,281	11,131	3,786	82,671	129	-	45,332	11,814
WESLEY CHAPEL/LYDIA	20,178	-	-	112,340	100	-	178,623	-
WESLEY CHP/CHESTERFLD	5,500	-	500	21,779	10	19	400	75
WESLEY CHP/JEFFERSON	5,359	-	-	21,449	12	22,279	1,100	875
WESLEY MEMORIAL	15,727	-	361	35,555	15	-	22,659	2,590
WESLEY/CHERAW	5,000	7,354	775	43,403	-	-	48,893	1,500
WESLEY/HARTSVILLE	92,684	23,304	21,350	422,122	144	233,312	107,946	4,812
WILKES CHAPEL	7,480	-	2,430	20,706	14	-	13,532	3,332
ZION/LAMAR CIRCUIT	12,000	-	15,000	41,642	6	-	23	594
ZION/PAGELAND	26,465	-	-	117,723	45	-	98,251	-
ZOAR/CHESTERFIELD	20,982	12,000	-	117,083	-	-	121,583	5,966
ZOAR/PAGELAND	9,557	-	-	37,129	13	-	29,200	117
TOTALS	**2,143,542**	**632,059**	**1,334,885**	**12,263,970**	**6,772**	**4,979,438**	**5,048,158**	**341,297**

HARTSVILLE DISTRICT	TABLE NO. 3 STATISTICAL REPORT (continued)						
	Received for Annual Budget/Spending Plan (continued)					Capital Campaign/Other Designated Projects	
Church Name	Amount received from Interest and Dividends	Amount received through Sale of Church Assets	Amount received through building use fees, contributions, and rentals	Amount received through fundraisers and other sources	Total income for annual budget/spending plan	Capital Campaign	Memorials, Endowments, Bequests
	67.d	67.e	67.f	67.g	67	68.a	68.b
ALDERSGATE	268	-	70	4,822	458,632	98,874	-
ANTIOCH	116	-	-	12,364	47,274	-	-
ASHLAND	-	-	-	-	21,055	-	-
BETHEL/BETHUNE	-	-	-	-	44,498	-	-
BETHEL/CHERAW	-	-	-	-	-	-	-
BETHEL/OSWEGO	1,268	1,500	775	-	238,079	11,790	6,455
BETHEL/RUBY CHARGE	-	-	-	-	16,621	-	10,450
BETHEL/W DARLINGTON	-	-	225	-	22,105	-	-
BETHESDA	-	-	-	-	20,508	-	-
BETHLEHEM/BISHOPVILLE	-	1,108	-	-	249,648	-	8,930
BETHLEHEM/HARTSVILLE	-	-	-	-	92,840	-	15,521
BEULAH	-	218	-	-	25,833	-	800
CAMDEN FIRST	-	-	-	16,500	256,079	-	-
CENTENARY	-	-	-	3,925	100,387	-	3,530
CLARK	-	-	100	-	88,891	-	-
CONCORD	-	-	150	-	25,607	-	650
DALZELL	-	-	-	11,028	117,675	-	5,998
EBENEZER/LAMAR	-	-	500	10,034	34,447	-	-
EBENEZER/RUBY CHARGE	-	-	-	-	31,674	-	-
ELIM	-	-	-	-	58,000	-	1,250
EMMANUEL/E CAMDEN	6	-	-	19,567	68,268	-	500
EMMANUEL/SUMTER	-	-	200	13,228	106,669	10,138	-
EPWORTH	-	-	3,300	3,125	100,795	-	6,725
FIRST/CHERAW	211	-	80	-	342,005	-	116,259
FORK CREEK	-	-	-	21,564	106,192	-	200
FRIENDSHIP	-	-	-	-	28,510	-	-
GOOD HOPE WESLEY CHAPEL	536	-	3,200	13,500	111,141	-	-
HEBRON/HARTSVILLE	1,940	-	-	-	63,574	-	6,512
HEBRON/MCBEE	-	-	-	-	13,743	-	5,000
HOPEWELL	-	-	190	2,625	41,973	-	-
INDIAN BRANCH	6,919	-	-	11,542	69,453	-	6,000
JEFFERSON	-	-	-	5,945	60,053	-	75
JOHN WESLEY	-	-	4,400	-	65,080	-	-
KELLYBELL	-	-	-	5,480	5,580	-	-
KINGSVILLE	-	-	-	300	33,058	-	-
LAMAR	29	-	1,799	188,914	376,828	-	12,257

HARTSVILLE DISTRICT	TABLE NO. 3 STATISTICAL REPORT (continued)						
	Received for Annual Budget/Spending Plan (continued)					Capital Campaign/Other Designated Projects	
Church Name	Amount received from Interest and Dividends	Amount received through Sale of Church Assets	Amount received through building use fees, contributions, and rentals	Amount received through fundraisers and other sources	Total income for annual budget/spending plan	Capital Campaign	Memorials, Endowments, Bequests
	67.d	67.e	67.f	67.g	67	68.a	68.b
LYTTLETON STREET	221	-	1,712	-	734,245	-	-
MCBEE	600	-	-	-	23,252	-	125
MCLEOD CHAPEL	611	-	-	-	34,999	-	2,000
MECHANICSVILLE	-	-	2,000	10,000	195,000	55,000	-
MT BEULAH	-	-	-	65,373	65,373	-	-
MT CROGHAN	1,513	-	-	-	8,248	-	3,050
MT ELON	-	-	-	-	38,375	-	-
MT JOSHUA	-	-	-	-	9,972	-	-
MT MORIAH	175	-	-	22,105	157,040	-	-
MT OLIVET	-	-	52	-	53,384	-	1,000
MT PROSPECT	200	-	-	-	11,200	-	-
MT TABOR	130	-	-	2,500	10,130	-	-
MT ZION/BISHOPVILLE	-	-	1,100	-	71,121	-	-
MT ZION/CHERAW	-	-	-	-	-	-	-
MT ZION/SUMTER	225	-	-	13,550	92,121	4,678	100
NEW HAVEN	-	-	2,400	400	3,253	-	-
NEW HOPE	-	-	-	-	23,000	-	-
NEW MARKET	25	-	-	-	69,935	-	750
NEW PROVIDENCE	-	-	-	-	87,900	-	100
NEWMAN SWAMP	-	-	-	-	33,497	-	195
ORO	-	-	-	-	117,497	4,370	-
PAGELAND	558	-	-	-	44,720	-	6,665
PINE GROVE	-	-	-	-	62,163	-	-
PLEASANT GROVE	-	-	100	2,500	69,113	-	1,795
PROSPECT	500	-	-	-	56,221	-	240
ROCK SPRING	23,276	-	-	-	49,489	-	-
SALEM	-	-	600	8,845	102,298	-	-
SANDY BLUFF	-	-	-	-	-	36,800	-
SANDY GROVE/BETHUNE	100	-	-	2,567	23,807	-	2,015
SANDY GROVE/JEFFERSON	-	-	-	6,000	53,939	-	-
SANDY GROVE/LAMAR	-	-	-	7,757	60,896	-	-
SHEPHERD	72	-	-	2,936	31,803	5,463	-
SHILOH/CHESTERFIELD	-	-	300	-	139,575	-	4,950
SHILOH/DARLINGTON	-	-	200	5,000	86,401	-	-
SHILOH/MT JOSHUA	-	-	-	-	11,500	-	-
SPRINGHILL	-	-	-	500	565	-	-

HARTSVILLE DISTRICT	TABLE NO. 3 STATISTICAL REPORT (continued)						
	Received for Annual Budget/Spending Plan (continued)					Capital Campaign/Other Designated Projects	
Church Name	Amount received from Interest and Dividends	Amount received through Sale of Church Assets	Amount received through building use fees, contributions, and rentals	Amount received through fundraisers and other sources	Total income for annual budget/spending plan	Capital Campaign	Memorials, Endowments, Bequests
	67.d	67.e	67.f	67.g	67	68.a	68.b
ST JAMES/DARLINGTON	-	-	-	10,301	129,692	-	-
ST JAMES/SUMTER	-	-	-	-	125,164	-	-
ST JOHN/DARLINGTON	-	-	2,700	29,107	140,112	-	3,586
ST JOHN/REMBERT	1,300	-	-	1,030	48,375	-	490
ST JOHN/SUMTER	52	-	-	2,246	111,770	-	3,105
ST JOHN'S/LUGOFF	112	-	-	-	370,389	-	6,820
ST LUKE	148	-	2,000	-	636,350	32,678	17,382
ST MARK/OSWEGO	-	-	-	3,988	42,106	-	-
ST MARK/SUMTER	-	-	-	16,209	234,185	-	-
ST MARK'S/SUMTER	-	-	7,046	-	151,325	-	7,280
ST MATTHEW/BISHOPVILE	37	-	-	5,916	82,614	-	350
ST MATTHEWS/E CAMDEN	-	-	-	27,916	113,731	-	-
ST PAUL/CAMDEN	690	-	-	4,000	158,690	-	-
ST PAUL/CHESTERFIELD	711	-	-	1,056	130,108	1,120	6,285
ST PETER	-	-	-	757	10,702	-	-
TABERNACLE	-	-	186	-	38,302	-	442
TRINITY/DARLINGTON	-	-	1,350	-	293,266	-	34,652
TRINITY/SUMTER	5,958	77	2,021	-	872,744	308,160	60,000
TWITTY	-	-	-	678	27,163	-	1,600
UNION	86	-	-	9,988	100,411	2,275	100
UNITY	-	-	900	8,000	128,900	-	-
WESLEY CHAPEL/DARLINGTON	1,500	-	-	8,506	67,152	-	-
WESLEY CHAPEL/LYDIA	729	-	-	-	179,352	-	7,227
WESLEY CHP/CHESTERFLD	-	-	-	7,000	7,494	-	-
WESLEY CHP/JEFFERSON	-	-	-	-	24,254	-	-
WESLEY MEMORIAL	-	-	-	-	25,249	-	5,190
WESLEY/CHERAW	-	-	6,000	-	56,393	-	-
WESLEY/HARTSVILLE	475	-	9,500	9,548	365,593	28,960	-
WILKES CHAPEL	131	-	-	-	16,995	-	-
ZION/LAMAR CIRCUIT	-	-	-	1,500	2,117	-	11,704
ZION/PAGELAND	-	-	1,200	-	99,451	-	-
ZOAR/CHESTERFIELD	847	-	-	-	128,396	1,085	2,195
ZOAR/PAGELAND	9	-	-	-	29,326	3,292	195
TOTALS	**52,284**	**2,903**	**56,356**	**642,242**	**11,122,678**	**604,683**	**398,700**

HARTSVILLE DISTRICT	TABLE NO. 3 STATISTICAL REPORT (continued)						
	Capital Campaign and Other Designated Projects			Institutional Support			
Church Name	Other Sources & Projects	Amount received for Special Sundays, General Advance Specials, World Service Specials, Conference Advance Specials and other forms of directed benevolent (charitable) giving	Total income for designated causes including capital campaign and other special projects	Equitable Compensation Funds	Advanced Special, apportioned and connectional funds received by church	Other grants and financial support from institutional sources	Total income from connectional and other institutional sources outside the local church
	68.c	68.d	68	69.a	69.b	69.c	69
ALDERSGATE	36,129	59,730	194,733	-	-	-	-
ANTIOCH	892	702	1,594	-	-	-	-
ASHLAND	-	-	-	-	-	-	-
BETHEL/BETHUNE	-	-	-	-	-	-	-
BETHEL/CHERAW	-	-	-	-	-	-	-
BETHEL/OSWEGO	-	20,970	39,215	-	-	-	-
BETHEL/RUBY CHARGE	-	-	10,450	-	-	-	-
BETHEL/W DARLINGTON	-	-	-	-	-	-	-
BETHESDA	-	-	-	-	-	-	-
BETHLEHEM/BISHOPVILLE	-	-	8,930	-	-	-	-
BETHLEHEM/HARTSVILLE	-	425	15,946	-	-	-	-
BEULAH	423	-	1,223	-	-	-	-
CAMDEN FIRST	-	-	-	-	-	-	-
CENTENARY	-	-	3,530	-	-	-	-
CLARK	-	-	-	-	-	-	-
CONCORD	-	40	690	-	-	-	-
DALZELL	752	7,115	13,865	3,738	-	-	3,738
EBENEZER/LAMAR	-	-	-	-	-	-	-
EBENEZER/RUBY CHARGE	-	-	-	-	-	-	-
ELIM	-	-	1,250	-	-	-	-
EMMANUEL/E CAMDEN	-	400	900	-	-	-	-
EMMANUEL/SUMTER	-	-	10,138	-	-	-	-
EPWORTH	-	729	7,454	-	-	-	-
FIRST/CHERAW	-	4,666	120,925	-	-	-	-
FORK CREEK	-	4,518	4,718	-	-	-	-
FRIENDSHIP	-	-	-	-	-	-	-
GOOD HOPE WESLEY CHAPEL	-	365	365	875	-	-	875
HEBRON/HARTSVILLE	330	890	7,732	-	-	-	-
HEBRON/MCBEE	-	-	5,000	-	-	-	-
HOPEWELL	-	4,237	4,237	-	-	-	-
INDIAN BRANCH	-	-	6,000	-	-	-	-
JEFFERSON	-	1,398	1,473	-	-	-	-
JOHN WESLEY	-	-	-	-	-	-	-
KELLYBELL	-	-	-	-	-	-	-
KINGSVILLE	-	-	-	-	-	-	-
LAMAR	-	-	12,257	-	-	-	-

HARTSVILLE DISTRICT	TABLE NO. 3 STATISTICAL REPORT (continued)						
	Capital Campaign and Other Designated Projects			Institutional Support			
Church Name	Other Sources & Projects	Amount received for Special Sundays, General Advance Specials, World Service Specials, Conference Advance Specials and other forms of directed benevolent (charitable) giving	Total income for designated causes including capital campaign and other special projects	Equitable Compensation Funds	Advanced Special, apportioned and connectional funds received by church	Other grants and financial support from institutional sources	Total income from connectional and other institutional sources outside the local church
	68.c	68.d	68	69.a	69.b	69.c	69
LYTTLETON STREET	-	4,837	4,837	-	-	-	-
MCBEE	-	-	125	-	-	-	-
MCLEOD CHAPEL	-	611	2,611	-	-	-	-
MECHANICSVILLE	-	150	55,150	-	-	-	-
MT BEULAH	-	-	-	-	-	-	-
MT CROGHAN	-	-	3,050	-	-	-	-
MT ELON	-	-	-	-	-	-	-
MT JOSHUA	-	-	-	-	-	-	-
MT MORIAH	-	-	-	-	-	-	-
MT OLIVET	-	-	1,000	912	-	-	912
MT PROSPECT	-	-	-	-	-	-	-
MT TABOR	-	-	-	-	-	-	-
MT ZION/BISHOPVILLE	-	-	-	-	-	-	-
MT ZION/CHERAW	-	-	-	-	-	-	-
MT ZION/SUMTER	-	1,193	5,971	-	-	-	-
NEW HAVEN	-	-	-	-	-	-	-
NEW HOPE	-	-	-	-	-	-	-
NEW MARKET	-	435	1,185	-	-	-	-
NEW PROVIDENCE	-	-	100	-	-	-	-
NEWMAN SWAMP	-	-	195	-	-	-	-
ORO	-	333	4,703	-	-	1,000	1,000
PAGELAND	-	570	7,235	-	-	-	-
PINE GROVE	-	272	272	-	-	-	-
PLEASANT GROVE	-	-	1,795	912	-	-	912
PROSPECT	-	350	590	-	-	-	-
ROCK SPRING	-	-	-	-	-	-	-
SALEM	-	-	-	-	-	-	-
SANDY BLUFF	-	-	36,800	-	-	2,875	2,875
SANDY GROVE/BETHUNE	-	-	2,015	-	-	-	-
SANDY GROVE/JEFFERSON	-	220	220	-	-	-	-
SANDY GROVE/LAMAR	-	-	-	-	-	-	-
SHEPHERD	-	252	5,715	-	-	-	-
SHILOH/CHESTERFIELD	-	-	4,950	-	-	-	-
SHILOH/DARLINGTON	-	-	-	-	200	-	200
SHILOH/MT JOSHUA	-	-	-	-	-	-	-
SPRINGHILL	-	-	-	-	-	-	-

HARTSVILLE DISTRICT	TABLE NO. 3 STATISTICAL REPORT (continued)						
	Capital Campaign and Other Designated Projects			Institutional Support			
Church Name	Other Sources & Projects	Amount received for Special Sundays, General Advance Specials, World Service Specials, Conference Advance Specials and other forms of directed benevolent (charitable) giving	Total income for designated causes including capital campaign and other special projects	Equitable Compensation Funds	Advanced Special, apportioned and connectional funds received by church	Other grants and financial support from institutional sources	Total income from connectional and other institutional sources outside the local church
	68.c	68.d	68	69.a	69.b	69.c	69
ST JAMES/DARLINGTON	-	-	-	-	-	-	-
ST JAMES/SUMTER	-	-	-	-	-	-	-
ST JOHN/DARLINGTON	-	-	3,586	-	-	-	-
ST JOHN/REMBERT	-	-	490	-	-	-	-
ST JOHN/SUMTER	-	2,050	5,155	-	-	-	-
ST JOHN'S/LUGOFF	-	3,228	10,048	-	-	-	-
ST LUKE	62,496	19,322	131,878	-	-	-	-
ST MARK/OSWEGO	-	-	-	-	-	-	-
ST MARK/SUMTER	-	-	-	-	18,733	12,000	30,733
ST MARK'S/SUMTER	-	501	7,781	-	-	-	-
ST MATTHEW/BISHOPVILE	-	1,152	1,502	-	-	-	-
ST MATTHEWS/E CAMDEN	-	1,996	1,996	-	-	-	-
ST PAUL/CAMDEN	-	-	-	-	-	-	-
ST PAUL/CHESTERFIELD	-	3,842	11,247	-	-	5,000	5,000
ST PETER	-	-	-	-	-	-	-
TABERNACLE	-	-	442	-	-	-	-
TRINITY/DARLINGTON	-	-	34,652	-	-	-	-
TRINITY/SUMTER	-	29,635	397,795	-	-	-	-
TWITTY	-	250	1,850	-	-	-	-
UNION	-	-	2,375	875	-	-	875
UNITY	-	-	-	-	-	-	-
WESLEY CHAPEL/DARLINGTON	-	-	-	-	-	-	-
WESLEY CHAPEL/LYDIA	-	-	7,227	-	-	-	-
WESLEY CHP/CHESTERFLD	-	-	-	-	-	-	-
WESLEY CHP/JEFFERSON	-	7,803	7,803	-	-	-	-
WESLEY MEMORIAL	-	842	6,032	-	-	-	-
WESLEY/CHERAW	-	-	-	-	-	-	-
WESLEY/HARTSVILLE	-	-	28,960	-	-	-	-
WILKES CHAPEL	-	-	-	-	-	-	-
ZION/LAMAR CIRCUIT	-	-	11,704	-	-	-	-
ZION/PAGELAND	-	-	-	-	-	-	-
ZOAR/CHESTERFIELD	8,772	940	12,992	-	-	-	-
ZOAR/PAGELAND	361	155	4,003	-	-	-	-
TOTALS	**110,155**	**187,124**	**1,300,662**	**7,312**	**18,933**	**20,875**	**47,120**

MARION DISTRICT	TABLE NO. 1 STATISTICAL REPORT															
	Church Membership															
Church Name	Total Professing Members at Close of last year	Received this year on Profession of Christian Faith	Restored by affirmation	Correct previous year's reporting errors of total professing membership numbers by addition	Transferred in from other United Methodist Churches	Transferred in from non-United Methodist churches	Removed by Charge Conference Action	Withdrawn from Professing Membership	Correct previous year's reporting errors of total professing membership numbers by subtraction	Transferred out to other United Methodist Churches	Transferred out to non-United Methodist Churches	Removed by death	Total Professing Members at close of this year	Asian	African American/Black	Hispanic/Latino
	1	2.a	2.b	2.c	3	4	5.a	5.b	5.c	6	7	8	9	9.a	9.b	9.c
AARON TEMPLE	85	2	7	-	-	-	-	-	-	-	-	2	92	-	92	-
ANDREWS CHAPEL	25	-	-	-	-	-	-	-	-	-	-	-	25	-	25	-
ANTIOCH/BENNETTSVILLE	42	8	-	-	2	4	-	-	-	-	-	2	54	-	-	-
ANTIOCH/CONWAY	66	2	2	-	-	-	-	-	-	-	-	2	68	1	-	-
ASBURY	77	-	-	-	-	-	-	-	-	-	-	2	75	-	75	-
AYNOR	393	8	-	-	2	2	-	-	-	3	-	7	395	-	-	-
BELIN MEMORIAL	2,328	44	-	-	34	38	-	9	-	3	9	24	2,399	2	2	-
BEREA	68	-	-	-	-	-	-	-	-	-	-	1	67	-	-	-
BETHEL/BENNETTSVILLE	23	-	-	-	-	-	-	-	-	-	-	1	22	-	-	-
BETHEL/GEORGETOWN	77	-	-	-	-	-	-	-	-	-	1	-	76	-	-	-
BETHEL/MARION	62	2	-	-	-	-	-	-	-	-	-	5	59	-	59	-
BEULAH/DILLON PARISH	50	-	-	-	-	-	-	-	-	-	-	-	50	-	45	-
BEULAH/MULLINS CHARGE	104	-	-	-	-	-	-	-	-	-	-	-	104	-	104	-
BOWLING GREEN	158	2	-	-	-	-	-	-	-	-	-	2	158	-	158	-
BOYKIN	80	-	-	-	-	-	-	-	-	-	-	-	80	-	-	-
BROWN CHAPEL	79	11	-	-	-	-	-	-	-	-	-	3	87	-	86	-
BROWN SWAMP	233	1	-	-	1	1	-	-	-	1	-	1	234	-	-	-
CAMP SWAMP	82	3	-	-	1	1	-	-	-	-	-	-	87	-	-	-
CENTENARY/CONWAY	127	1	-	-	1	8	-	-	-	-	-	3	134	-	-	-
CENTENARY/MARION	36	-	-	-	-	-	-	-	-	-	-	2	34	-	-	-
CENTER	62	-	-	-	-	-	-	-	-	1	-	-	61	-	-	-
CENTRAL	43	-	-	-	-	-	-	-	-	2	2	-	39	-	-	-
CHRIST	1,132	77	-	-	14	9	-	-	-	5	1	2	1,224	1	3	2
CHRIST / BENNETTSVILLE	299	9	-	-	3	7	-	-	-	-	4	7	307	-	-	-
DUNCAN MEMORIAL	715	-	-	-	5	2	-	-	-	-	12	10	700	1	2	-
EBENEZER/BENNETTSVILLE CR	169	2	4	-	-	-	-	-	-	-	-	1	174	-	174	-
EBENEZER/LORIS CHARGE	24	2	-	4	10	3	8	-	-	1	-	1	33	-	-	-
EBENEZER/TATUM	66	1	-	-	-	-	-	-	-	-	-	2	65	-	-	-
EBENEZER/WALLACE	159	-	-	-	-	-	-	-	-	-	-	2	157	-	-	-
FIRST/BENNETTSVILLE	545	3	-	-	1	4	-	-	-	2	1	10	540	-	-	-
FIRST/CONWAY	897	-	-	-	-	-	-	1	-	2	-	13	881	-	-	-
FIRST/LORIS	282	3	-	-	1	1	-	-	-	-	-	3	284	4	-	-
FIRST/MARION	593	9	-	-	5	-	-	-	-	3	-	3	601	1	-	-
FIRST/MYRTLE BEACH	1,828	36	-	-	16	8	-	-	-	7	7	38	1,836	3	3	3

MARION DISTRICT	TABLE NO. 1 STATISTICAL REPORT															
	Church Membership															
Church Name	Total Professing Members at Close of last year	Received this year on Profession of Christian Faith	Restored by affirmation	Correct previous year's reporting errors of total professing membership numbers by addition	Transferred in from other United Methodist Churches	Transferred in from non-United Methodist churches	Removed by Charge Conference Action	Withdrawn from Professing Membership	Correct previous year's reporting errors of total professing membership numbers by subtraction	Transferred out to other United Methodist Churches	Transferred out to non-United Methodist Churches	Removed by death	Total Professing Members at close of this year	Asian	African American/Black	Hispanic/Latino
	1	2.a	2.b	2.c	3	4	5.a	5.b	5.c	6	7	8	9	9.a	9.b	9.c
FLOYDS	51	-	-	-	-	-	-	-	-	-	-	-	51	-	-	-
HEAVEN GATE	37	11	-	-	-	-	-	-	-	-	-	2	46	-	46	-
HEBRON/TATUM CHARGE	65	-	-	-	-	-	1	-	-	-	-	-	64	-	-	-
HERBERT MEMORIAL	267	11	-	-	1	2	-	-	-	2	-	3	276	-	-	1
HOPEWELL/MULLINS	37	-	-	-	-	-	-	-	-	-	-	1	36	-	-	-
JOSEPH B BETHEA	67	-	-	-	-	-	-	-	-	-	-	1	66	4	56	-
LAKE VIEW	99	-	-	-	1	-	-	-	-	6	1	1	92	-	-	-
LATTA	247	1	-	-	3	1	-	-	-	-	-	4	248	-	-	2
LEVEL GREEN	64	1	1	-	-	-	-	-	-	-	-	2	64	-	64	-
LITTLE RIVER	545	5	4	1	23	17	-	2	-	6	2	10	575	-	2	3
MACEDONIA	329	2	-	-	-	-	-	-	-	-	-	4	327	2	-	-
MAIN ST/MCCOLL	179	-	-	-	-	4	-	-	-	-	2	2	179	-	1	-
MAIN STREET/DILLON	422	-	-	-	2	4	-	-	-	-	2	4	422	2	-	-
MANNING CHAPEL	76	1	-	-	1	-	-	-	-	-	-	1	77	-	-	-
MCCOYS CHAPEL	242	3	-	-	-	-	-	-	-	-	-	3	242	-	242	-
MT ANDREW	52	1	-	-	-	1	-	-	4	-	-	1	49	-	-	-
NEW EL BETHEL	99	-	-	-	-	-	-	-	-	-	-	1	98	-	-	-
NEW HOLLY	172	-	-	-	-	-	-	-	-	-	-	2	170	-	170	-
NEW HOPE	49	-	-	-	-	-	-	-	-	-	-	2	47	-	-	-
NICHOLS	120	-	-	-	-	-	-	-	-	-	-	3	117	-	-	-
OAK GROVE/GEORGETOWN	37	-	-	-	-	-	-	-	-	-	-	3	34	-	1	-
OAK GROVE/WALLACE	90	-	2	-	-	-	-	-	-	-	-	4	88	1	-	-
OAKLAND	156	-	-	-	-	-	-	-	-	-	-	1	155	-	-	-
OLD CLIO	57	-	-	-	-	-	-	-	-	-	-	-	57	-	57	-
OLD GALILEE	24	-	-	-	-	-	-	-	7	-	-	-	17	-	17	-
PARNASSUS	146	1	-	-	-	-	-	-	-	-	-	-	147	-	-	-
PINE GROVE	37	-	-	-	-	-	-	-	-	-	-	1	36	-	-	-
PISGAH	184	3	-	-	5	-	-	-	-	1	1	4	186	-	-	-
PLEASANT GROVE	24	-	-	-	-	-	-	-	-	-	-	1	23	-	23	-
PLEASANT HILL/MULLINS	58	-	-	-	-	-	-	-	-	-	-	-	58	-	-	-
PLEASANT HILL/WALLACE	76	-	-	-	-	-	-	-	-	-	-	2	74	-	2	-
POPLAR	59	-	4	-	2	-	-	-	1	-	-	1	63	-	-	7
REHOBOTH	110	-	-	-	-	-	-	-	-	-	-	1	109	-	-	-
SALEM	172	-	-	-	-	-	-	-	-	-	-	1	171	-	6	-

MARION DISTRICT	TABLE NO. 1 STATISTICAL REPORT															
	Church Membership															
Church Name	Total Professing Members at Close of last year	Received this year on Profession of Christian Faith	Restored by affirmation	Correct previous year's reporting errors of total professing membership numbers by addition	Transferred in from other United Methodist Churches	Transferred in from non-United Methodist churches	Removed by Charge Conference Action	Withdrawn from Professing Membership	Correct previous year's reporting errors of total professing membership numbers by subtraction	Transferred out to other United Methodist Churches	Transferred out to non-United Methodist Churches	Removed by death	Total Professing Members at close of this year	Asian	African American/Black	Hispanic/Latino
	1	2.a	2.b	2.c	3	4	5.a	5.b	5.c	6	7	8	9	9.a	9.b	9.c
SAMPIT	67	-	-	-	-	-	-	-	-	-	-	-	67	-	-	-
SHILOH/BENNETTSVILE PARISH	74	-	-	-	-	-	-	-	-	-	-	1	73	-	73	-
SHILOH/BENNETTSVILLE	41	-	-	-	-	3	-	-	-	-	-	1	43	-	-	-
SHILOH/MARION	200	1	-	-	1	3	-	-	-	2	-	5	198	-	-	1
SHILOH/MULLINS CHARGE	87	1	-	-	-	-	-	-	-	-	-	-	88	-	88	-
SMYRNA/BENNETTSVILLE	117	4	-	-	2	2	-	-	-	2	-	-	123	-	-	-
SMYRNA/BENNETTSVILLE	55	-	1	-	-	-	-	3	7	-	-	2	44	-	44	-
SOCASTEE	601	16	-	-	11	2	40	-	-	6	5	7	572	-	-	3
SPRINGVILLE	93	-	-	-	-	-	-	-	27	-	-	2	64	-	64	-
ST JAMES	142	26	-	-	-	-	-	1	-	-	-	1	166	-	163	-
ST LUKE	85	-	-	-	-	-	-	-	-	-	-	-	85	-	80	-
ST MICHAEL	139	-	-	-	-	2	-	-	-	-	-	3	138	1	137	-
ST PAUL'S WACCAMAW	773	1	4	-	10	28	42	-	-	8	8	9	749	-	-	-
ST PHILLIP	109	3	-	-	-	-	-	-	-	-	-	4	108	-	108	-
ST STEPHEN	176	2	-	-	-	-	-	-	-	-	-	7	171	-	155	-
SURFSIDE	987	7	-	3	11	6	-	3	-	11	1	15	984	-	5	-
TRANQUIL	99	-	-	-	-	-	-	-	-	-	-	3	96	-	-	-
TRINITY / BENNETTSVILLE	317	7	-	-	-	2	9	-	-	9	-	2	306	-	303	-
TRINITY/ANDREWS	495	1	-	-	-	1	-	-	-	5	-	2	490	-	-	-
TRINITY/CLIO	160	-	-	-	-	2	-	-	-	1	3	2	156	-	-	-
TRINITY/CONWAY	658	8	1	-	23	4	-	-	11	9	1	8	665	1	2	3
TRINITY/N MYRTLE BEACH	493	6	-	-	11	4	-	-	-	2	-	8	504	1	6	-
UNION/CONWAY	276	-	-	-	-	2	-	-	-	3	-	2	273	-	-	-
UNION/LAKE VIEW	34	-	-	-	1	-	-	-	-	-	3	2	30	-	-	1
WAMPEE	35	3	-	-	-	5	-	-	-	-	-	-	43	-	-	-
WAYNE	334	2	-	-	-	-	-	-	-	5	-	2	329	-	-	-
ZOAN	76	-	-	-	-	-	-	-	-	-	-	2	74	-	-	-
TOTALS	**22,181**	**354**	**30**	**8**	**204**	**183**	**100**	**19**	**57**	**108**	**66**	**305**	**22,305**	**25**	**2,743**	**26**

MARION DISTRICT	TABLE NO. 1 STATISTICAL REPORT (continued)													
	Church Membership (continued)											Christian Formation Groups		
Church Name	Native American	Pacific Islander	White	Multi-Racial	Females	Males	Average attendance at all weekly worship services	Number of persons baptized this year (all ages)	Total Baptized Members who have not become Professing Members	Number of other constituents	Total enrolled in confirmation classes This Year	Number of Children in all Christian formation groups and other small group ministries 0-11	Number of Youth in all Christian formation groups and other small group ministries 12-18	Number of Young Adults in all Christian formation groups and other small group ministries 19-30
	9.d	9.e	9.f	9.g	9.h	9.i	10	11	12	13	14	15	16	17
AARON TEMPLE	-	-	-	-	65	27	60	-	-	13	-	11	5	9
ANDREWS CHAPEL	-	-	-	-	15	10	20	-	-	-	-	-	1	-
ANTIOCH/BENNETTSVILLE	-	-	54	-	31	23	35	8	-	5	-	10	8	-
ANTIOCH/CONWAY	-	-	67	-	40	28	18	-	-	4	-	-	2	1
ASBURY	-	-	-	-	46	29	43	1	-	-	-	14	12	7
AYNOR	-	-	-	-	204	191	141	5	27	41	6	25	28	7
BELIN MEMORIAL	1	-	2,394	-	1,381	1,018	915	31	357	158	26	200	139	-
BEREA	6	-	61	-	44	23	22	-	-	12	-	-	-	-
BETHEL/BENNETTSVILLE	-	-	22	-	15	7	18	-	-	-	-	-	1	-
BETHEL/GEORGETOWN	-	-	76	-	33	43	30	-	2	2	-	4	4	-
BETHEL/MARION	-	-	-	-	48	11	35	1	-	-	-	4	7	-
BEULAH/DILLON PARISH	-	-	-	-	35	15	25	5	-	-	-	-	-	-
BEULAH/MULLINS CHARGE	-	-	-	-	85	19	43	-	-	-	-	5	1	10
BOWLING GREEN	-	-	-	-	100	58	92	-	-	-	-	11	9	5
BOYKIN	-	-	80	-	50	30	32	-	-	8	-	-	-	-
BROWN CHAPEL	-	-	1	3	47	40	80	4	-	-	4	-	4	5
BROWN SWAMP	-	-	233	1	152	82	82	1	8	1	-	2	14	1
CAMP SWAMP	-	-	87	-	44	43	35	2	-	4	4	-	4	-
CENTENARY/CONWAY	-	-	-	-	79	55	75	1	21	26	-	6	1	-
CENTENARY/MARION	-	-	34	-	19	15	11	-	-	-	-	-	-	-
CENTER	-	-	61	-	35	26	15	-	-	-	1	-	-	-
CENTRAL	-	-	39	-	18	21	14	-	-	-	-	-	2	-
CHRIST	-	-	1,218	-	706	518	1,048	19	2	-	10	125	50	40
CHRIST / BENNETTSVILLE	-	1	306	-	186	121	131	9	1	30	5	10	30	25
DUNCAN MEMORIAL	-	-	697	-	418	282	185	2	13	60	-	32	40	35
EBENEZER/BENNETTSVILLE CR	-	-	-	-	118	56	80	2	3	5	-	12	9	7
EBENEZER/LORIS CHARGE	-	-	33	-	20	13	35	2	2	-	-	-	2	-
EBENEZER/TATUM	-	-	-	-	46	19	45	-	-	-	-	6	3	10
EBENEZER/WALLACE	-	-	157	-	85	72	36	-	18	4	-	8	6	-
FIRST/BENNETTSVILLE	2	-	538	-	342	198	107	9	22	34	-	-	-	-
FIRST/CONWAY	-	-	881	-	478	403	221	8	8	11	-	53	32	14
FIRST/LORIS	1	-	278	-	184	100	105	-	-	28	2	10	4	3
FIRST/MARION	-	-	600	-	355	246	158	2	19	57	9	18	16	1
FIRST/MYRTLE BEACH	-	-	-	5	1,013	823	878	22	291	109	15	218	141	35

MARION DISTRICT	TABLE NO. 1 STATISTICAL REPORT (continued)													
	Church Membership (continued)											Christian Formation Groups		
Church Name	Native American	Pacific Islander	White	Multi-Racial	Females	Males	Average attendance at all weekly worship services	Number of persons baptized this year (all ages)	Total Baptized Members who have not become Professing Members	Number of other constituents	Total enrolled in confirmation classes This Year	Number of Children in all Christian formation groups and other small group ministries 0-11	Number of Youth in all Christian formation groups and other small group ministries 12-18	Number of Young Adults in all Christian formation groups and other small group ministries 19-30
	9.d	9.e	9.f	9.g	9.h	9.i	10	11	12	13	14	15	16	17
FLOYDS	-	-	-	-	28	23	15	-	-	-	-	-	-	-
HEAVEN GATE	-	-	-	-	26	20	55	4	-	12	1	-	1	-
HEBRON/TATUM CHARGE	-	-	64	-	56	8	25	1	-	7	-	1	-	-
HERBERT MEMORIAL	-	-	275	-	155	121	121	14	19	25	6	18	9	15
HOPEWELL/MULLINS	-	-	36	-	18	18	18	-	-	-	-	-	-	-
JOSEPH B BETHEA	-	-	6	-	33	33	35	-	-	-	-	3	-	1
LAKE VIEW	-	-	92	-	50	42	30	3	3	-	-	-	-	-
LATTA	-	-	246	-	132	116	99	4	24	2	-	30	9	-
LEVEL GREEN	-	-	-	-	52	12	30	-	-	5	-	4	2	2
LITTLE RIVER	1	-	-	-	370	205	364	6	5	94	6	107	25	16
MACEDONIA	-	-	325	-	183	144	106	1	75	-	4	5	10	5
MAIN ST/MCCOLL	-	-	175	3	100	79	80	3	3	16	-	38	16	29
MAIN STREET/DILLON	-	-	420	-	240	182	150	4	16	49	-	38	27	-
MANNING CHAPEL	-	-	77	-	50	27	22	-	-	8	-	-	2	-
MCCOYS CHAPEL	-	-	-	-	146	96	130	-	2	-	-	30	6	10
MT ANDREW	-	-	49	-	33	16	20	-	1	1	-	2	-	1
NEW EL BETHEL	-	-	98	-	60	38	20	1	1	4	-	-	-	-
NEW HOLLY	-	-	-	-	100	70	50	-	-	-	-	5	5	5
NEW HOPE	-	-	47	-	27	20	18	2	6	9	-	4	3	4
NICHOLS	-	-	-	-	70	47	26	-	-	-	1	-	-	-
OAK GROVE/GEORGETOWN	-	-	36	-	30	4	5	-	-	-	-	-	-	-
OAK GROVE/WALLACE	-	-	87	-	54	34	37	2	2	-	-	-	-	-
OAKLAND	-	-	155	-	76	79	30	-	-	-	-	-	-	-
OLD CLIO	-	-	-	-	33	24	35	-	-	-	-	-	-	-
OLD GALILEE	-	-	-	-	12	5	-	2	-	-	2	1	1	1
PARNASSUS	-	-	147	-	74	73	28	1	-	-	-	-	-	-
PINE GROVE	-	-	36	-	21	15	12	1	1	2	-	-	-	2
PISGAH	-	-	186	-	112	74	107	3	28	17	3	44	28	11
PLEASANT GROVE	-	-	-	-	17	6	20	1	1	-	-	-	-	2
PLEASANT HILL/MULLINS	-	-	58	-	32	26	22	-	9	11	3	6	2	3
PLEASANT HILL/WALLACE	1	-	71	-	47	27	48	-	-	13	-	-	-	-
POPLAR	-	-	56	-	39	24	44	2	16	5	-	8	2	-
REHOBOTH	-	-	109	-	76	33	63	-	6	8	-	9	5	8
SALEM	-	1	164	-	94	77	45	1	-	12	-	10	7	-

MARION DISTRICT	TABLE NO. 1 STATISTICAL REPORT (continued)													
	Church Membership (continued)											Christian Formation Groups		
Church Name	Native American	Pacific Islander	White	Multi-Racial	Females	Males	Average attendance at all weekly worship services	Number of persons baptized this year (all ages)	Total Baptized Members who have not become Professing Members	Number of other constituents	Total enrolled in confirmation classes This Year	Number of Children in all Christian formation groups and other small group ministries 0-11	Number of Youth in all Christian formation groups and other small group ministries 12-18	Number of Young Adults in all Christian formation groups and other small group ministries 19-30
	9.d	9.e	9.f	9.g	9.h	9.i	10	11	12	13	14	15	16	17
SAMPIT	-	-	67	-	37	30	12	-	-	-	-	-	-	-
SHILOH/BENNETTSVILE PARISH	-	-	-	-	57	16	50	-	-	-	-	4	8	-
SHILOH/BENNETTSVILLE	-	-	43	-	26	17	23	-	-	-	-	-	-	-
SHILOH/MARION	-	-	197	-	102	96	87	3	10	10	10	18	4	15
SHILOH/MULLINS CHARGE	-	-	-	-	66	22	80	2	-	-	-	12	4	10
SMYRNA/BENNETTSVILLE	-	-	123	-	72	51	60	-	-	-	-	-	-	-
SMYRNA/BENNETTSVILLE	-	-	-	-	33	11	27	-	-	-	-	5	-	2
SOCASTEE	-	-	569	-	351	221	271	6	94	35	5	35	25	11
SPRINGVILLE	-	-	-	-	35	29	30	-	-	-	-	2	2	1
ST JAMES	-	-	1	2	111	55	150	1	-	-	5	-	5	-
ST LUKE	-	-	-	-	50	35	50	-	-	-	-	5	3	-
ST MICHAEL	-	-	-	-	100	38	34	-	-	6	2	8	2	4
ST PAUL'S WACCAMAW	-	-	749	-	402	347	293	2	1	51	-	26	18	-
ST PHILLIP	-	-	-	-	69	39	70	-	-	-	-	6	4	6
ST STEPHEN	-	-	-	-	101	70	75	1	-	-	2	15	10	10
SURFSIDE	-	-	979	-	576	408	530	13	229	708	-	60	47	10
TRANQUIL	-	-	96	-	51	45	28	-	-	12	6	3	5	2
TRINITY / BENNETTSVILLE	1	-	2	-	217	89	160	2	-	1	-	6	9	6
TRINITY/ANDREWS	-	-	490	-	258	232	123	4	8	33	-	129	40	46
TRINITY/CLIO	-	-	160	-	112	44	47	-	-	9	-	-	-	-
TRINITY/CONWAY	-	-	659	-	346	319	375	12	80	48	8	30	15	1
TRINITY/N MYRTLE BEACH	-	-	497	-	264	240	320	6	6	-	4	15	15	5
UNION/CONWAY	-	-	273	-	163	110	150	3	3	30	-	30	12	4
UNION/LAKE VIEW	-	-	29	-	15	15	15	-	-	-	-	-	-	-
WAMPEE	-	-	35	-	26	17	25	1	-	2	3	4	-	-
WAYNE	-	-	328	1	162	167	84	-	-	-	-	11	4	-
ZOAN	-	-	74	-	40	34	24	-	5	2	-	5	4	2
TOTALS	**13**	**2**	**16,303**	**15**	**13,025**	**9,280**	**9,973**	**246**	**1,448**	**1,859**	**153**	**1,576**	**971**	**465**

MARION DISTRICT	TABLE NO 1 STATISTICAL REPORT (continued)									
	Christian Formation Groups (continued)								UMMen	
Church Name	Number of Other Adults in all Christian formation groups and other small group ministries 31 and older	Total Christian formation participants	Average weekly attendance (all ages) in Sunday Church school	Number of persons (all ages) active in covenant discipleship groups	Number of participants in Vacation Bible School	Number of ongoing classes (all ages) for learning in Sunday Church School	Number of ongoing classes for learning (all ages) other than Sunday Church School	Number of short-term classes and groups (all ages) for learning	Membership in United Methodist Men	Amount Paid for Projects UMM
	18	19	20	21	22	23	24	25	26	27
AARON TEMPLE	13	38	15	-	37	1	-	1	7	-
ANDREWS CHAPEL	-	1	-	-	-	-	-	-	-	-
ANTIOCH/BENNETTSVILLE	-	18	20	-	25	3	-	-	-	-
ANTIOCH/CONWAY	9	12	-	-	-	-	1	-	-	-
ASBURY	42	75	15	6	15	2	1	1	16	-
AYNOR	89	149	70	23	58	9	5	-	12	838
BELIN MEMORIAL	488	827	233	153	200	17	6	26	40	6,128
BEREA	-	-	6	-	-	1	-	-	7	-
BETHEL/BENNETTSVILLE	8	9	7	-	-	-	1	-	-	-
BETHEL/GEORGETOWN	25	33	15	4	30	3	-	2	15	-
BETHEL/MARION	19	30	15	3	25	1	24	2	-	-
BEULAH/DILLON PARISH	10	10	12	-	-	1	-	-	-	-
BEULAH/MULLINS CHARGE	7	23	11	-	25	-	-	-	10	-
BOWLING GREEN	33	58	25	35	35	1	1	1	10	-
BOYKIN	8	8	20	-	-	2	-	-	-	-
BROWN CHAPEL	3	12	25	-	85	2	-	-	7	300
BROWN SWAMP	25	42	33	-	45	4	1	2	12	1,220
CAMP SWAMP	10	14	4	-	-	1	-	-	-	-
CENTENARY/CONWAY	15	22	15	-	-	2	-	1	-	-
CENTENARY/MARION	-	-	8	-	-	1	-	-	-	-
CENTER	11	11	6	-	-	1	-	-	-	-
CENTRAL	12	14	12	-	-	2	2	1	-	-
CHRIST	450	665	37	29	-	2	-	20	8	-
CHRIST / BENNETTSVILLE	50	115	63	20	80	7	2	2	-	-
DUNCAN MEMORIAL	130	237	87	14	100	7	8	7	20	3,000
EBENEZER/BENNETTSVILLE CR	20	48	20	-	40	1	-	1	7	-
EBENEZER/LORIS CHARGE	10	12	5	-	-	1	1	-	-	-
EBENEZER/TATUM	-	19	15	-	20	5	-	1	-	-
EBENEZER/WALLACE	4	18	20	-	12	-	-	-	-	-
FIRST/BENNETTSVILLE	40	40	42	12	45	8	3	2	-	-
FIRST/CONWAY	-	99	141	6	59	14	15	4	47	-
FIRST/LORIS	40	57	55	-	-	5	-	-	-	-
FIRST/MARION	71	106	61	-	66	9	-	4	23	415
FIRST/MYRTLE BEACH	485	879	358	20	180	28	-	5	63	1,200

MARION DISTRICT	TABLE NO 1 STATISTICAL REPORT (continued)									
	Christian Formation Groups (continued)							UMMen		
Church Name	Number of Other Adults in all Christian formation groups and other small group ministries 31 and older	Total Christian formation participants	Average weekly attendance (all ages) in Sunday Church school	Number of persons (all ages) active in covenant discipleship groups	Number of participants in Vacation Bible School	Number of ongoing classes (all ages) for learning in Sunday Church School	Number of ongoing classes for learning (all ages) other than Sunday Church School	Number of short-term classes and groups (all ages) for learning	Membership in United Methodist Men	Amount Paid for Projects UMM
	18	19	20	21	22	23	24	25	26	27
FLOYDS	-	-	-	-	-	-	-	-	-	-
HEAVEN GATE	10	11	15	-	85	10	1	-	3	250
HEBRON/TATUM CHARGE	-	1	1	-	-	1	-	-	-	-
HERBERT MEMORIAL	42	84	70	18	80	11	7	6	20	200
HOPEWELL/MULLINS	-	-	8	-	-	1	-	-	-	-
JOSEPH B BETHEA	-	4	10	-	-	1	-	6	-	-
LAKE VIEW	-	-	15	-	49	3	-	1	-	-
LATTA	43	82	71	5	110	5	2	3	-	-
LEVEL GREEN	5	13	12	-	25	-	-	1	5	-
LITTLE RIVER	199	347	184	64	250	17	5	11	57	700
MACEDONIA	75	95	30	-	300	7	8	-	30	-
MAIN ST/MCCOLL	20	103	70	16	165	7	2	3	15	2,200
MAIN STREET/DILLON	40	105	85	210	35	11	4	2	42	-
MANNING CHAPEL	9	11	10	-	-	2	-	-	-	-
MCCOYS CHAPEL	35	81	130	15	60	40	-	-	45	1,800
MT ANDREW	10	13	7	-	-	3	-	2	-	-
NEW EL BETHEL	10	10	10	-	-	-	-	-	-	-
NEW HOLLY	10	25	15	10	10	1	1	1	15	-
NEW HOPE	16	27	18	-	-	2	-	-	-	-
NICHOLS	20	20	12	-	-	1	-	-	-	-
OAK GROVE/GEORGETOWN	-	-	-	-	-	-	-	-	-	-
OAK GROVE/WALLACE	-	-	-	-	3	6	-	-	-	-
OAKLAND	-	-	5	-	-	1	-	-	-	-
OLD CLIO	3	3	12	-	15	2	-	-	8	-
OLD GALILEE	14	17	5	2	8	2	3	2	-	-
PARNASSUS	12	12	12	-	-	3	-	1	-	-
PINE GROVE	10	12	12	-	-	1	-	-	-	-
PISGAH	136	219	96	-	67	7	-	1	17	1,478
PLEASANT GROVE	3	5	6	6	3	5	-	-	-	-
PLEASANT HILL/MULLINS	15	26	15	7	21	2	-	-	7	-
PLEASANT HILL/WALLACE	-	-	35	-	-	6	-	-	-	-
POPLAR	24	34	26	-	26	4	1	-	-	-
REHOBOTH	40	62	35	-	36	5	1	-	-	-
SALEM	25	42	15	6	35	2	-	1	-	-

MARION DISTRICT	TABLE NO 1 STATISTICAL REPORT (continued)									
	Christian Formation Groups (continued)								UMMen	
Church Name	Number of Other Adults in all Christian formation groups and other small group ministries 31 and older	Total Christian formation participants	Average weekly attendance (all ages) in Sunday Church school	Number of persons (all ages) active in covenant discipleship groups	Number of participants in Vacation Bible School	Number of ongoing classes (all ages) for learning in Sunday Church School	Number of ongoing classes for learning (all ages) other than Sunday Church School	Number of short-term classes and groups (all ages) for learning	Membership in United Methodist Men	Amount Paid for Projects UMM
	18	19	20	21	22	23	24	25	26	27
SAMPIT	-	-	6	-	-	1	-	-	-	-
SHILOH/BENNETTSVILE PARISH	16	28	18	-	20	3	-	7	-	-
SHILOH/BENNETTSVILLE	3	3	6	-	-	-	-	-	-	8
SHILOH/MARION	44	81	43	-	52	5	2	1	13	500
SHILOH/MULLINS CHARGE	15	41	27	21	-	-	-	-	14	-
SMYRNA/BENNETTSVILLE	17	17	18	-	18	2	-	-	22	-
SMYRNA/BENNETTSVILLE	20	27	10	8	12	2	-	2	8	250
SOCASTEE	51	122	65	-	70	9	-	2	15	875
SPRINGVILLE	5	10	10	-	8	10	-	-	-	-
ST JAMES	10	15	30	-	85	3	3	-	10	300
ST LUKE	15	23	15	10	25	2	-	-	-	-
ST MICHAEL	124	138	13	7	50	2	-	-	17	-
ST PAUL'S WACCAMAW	47	91	91	15	120	7	3	-	46	6,105
ST PHILLIP	15	31	20	-	25	3	1	-	-	-
ST STEPHEN	35	70	25	35	55	2	2	1	20	800
SURFSIDE	160	277	85	10	180	10	12	3	21	16
TRANQUIL	28	38	23	-	-	3	-	1	-	-
TRINITY / BENNETTSVILLE	18	39	65	-	98	5	2	1	10	400
TRINITY/ANDREWS	146	361	59	25	1	9	4	4	-	-
TRINITY/CLIO	29	29	17	5	-	1	-	1	18	1,137
TRINITY/CONWAY	81	127	140	15	135	16	5	1	30	1,500
TRINITY/N MYRTLE BEACH	195	230	26	10	25	5	6	-	20	852
UNION/CONWAY	70	116	50	70	20	9	-	13	-	-
UNION/LAKE VIEW	-	-	9	-	-	1	-	1	-	-
WAMPEE	18	22	5	-	9	2	1	-	-	-
WAYNE	64	79	48	10	65	9	1	1	14	1,136
ZOAN	12	23	16	-	-	2	-	-	-	-
TOTALS	**4,191**	**7,203**	**3,458**	**925**	**3,638**	**433**	**148**	**163**	**846**	**33,608**

MARION DISTRICT	TABLE NO. 1 STATISTICAL REPORT (continued)									
	UMWomen		UMVIM		Mission Teams		Community Ministries			
Church Name	Membership in United Methodist Women	Amount paid for local church and community work UMW	Number UMVIM teams sent from Local church	Number of persons sent out on UMVIM teams from this local church	Number of other mission teams sent from this local church	Number of persons sent out on other mission teams from this local church	Number of community ministries for daycare and/or education	Number of persons served by community ministries for daycare and/or education	Number of community ministries for outreach, justice, and mercy	Number of persons served by community ministries for outreach, justice, and mercy
	28	29	30.a	30.b	31.a	31.b	32	33	34	35
AARON TEMPLE	12	200	-	-	-	5	1	12	4	300
ANDREWS CHAPEL	-	-	-	-	-	-	-	-	-	-
ANTIOCH/BENNETTSVILLE	7	-	-	-	-	-	-	-	2	40
ANTIOCH/CONWAY	-	-	-	-	-	-	-	-	-	-
ASBURY	16	90	-	-	-	-	1	30	1	40
AYNOR	15	3,280	-	-	-	3	-	-	-	-
BELIN MEMORIAL	89	32,125	-	-	1	13	5	245	19	2,000
BEREA	-	-	-	-	-	-	-	-	3	26
BETHEL/BENNETTSVILLE	-	-	-	-	-	-	-	-	4	35
BETHEL/GEORGETOWN	12	500	-	-	-	-	-	-	4	250
BETHEL/MARION	20	60	-	-	-	-	-	-	-	-
BEULAH/DILLON PARISH	-	-	-	-	-	-	-	-	2	2
BEULAH/MULLINS CHARGE	22	-	-	-	-	-	-	-	-	-
BOWLING GREEN	15	140	-	-	-	-	-	-	-	-
BOYKIN	-	-	-	-	-	-	-	-	4	35
BROWN CHAPEL	1	150	-	-	-	-	-	-	3	-
BROWN SWAMP	12	3,296	-	-	1	2	-	-	-	-
CAMP SWAMP	5	895	-	-	-	-	-	-	1	2,000
CENTENARY/CONWAY	15	500	-	-	-	4	-	-	-	-
CENTENARY/MARION	9	200	-	-	-	-	-	-	1	-
CENTER	-	-	-	-	-	-	-	-	-	-
CENTRAL	-	-	-	-	-	-	-	-	-	-
CHRIST	80	1,000	-	-	6	63	-	-	12	13,500
CHRIST / BENNETTSVILLE	-	-	-	-	2	50	-	-	3	100
DUNCAN MEMORIAL	62	3,900	1	20	1	15	4	72	5	35
EBENEZER/BENNETTSVILLE CR	12	200	-	-	5	5	1	10	3	300
EBENEZER/LORIS CHARGE	12	-	-	-	-	-	1	-	1	2,000
EBENEZER/TATUM	10	1,000	-	-	-	-	-	-	1	20
EBENEZER/WALLACE	11	-	-	-	-	10	-	-	4	10
FIRST/BENNETTSVILLE	15	400	-	-	-	-	2	60	2	300
FIRST/CONWAY	76	2,985	-	-	5	43	-	-	13	-
FIRST/LORIS	19	302	-	-	-	-	-	-	1	12
FIRST/MARION	47	100	-	1	2	16	1	125	2	235
FIRST/MYRTLE BEACH	142	22,037	3	32	4	6	3	110	4	3,560

MARION DISTRICT	TABLE NO. 1 STATISTICAL REPORT (continued)									
	UMWomen		UMVIM		Mission Teams		Community Ministries			
Church Name	Membership in United Methodist Women	Amount paid for local church and community work UMW	Number UMVIM teams sent from Local church	Number of persons sent out on UMVIM teams from this local church	Number of other mission teams sent from this local church	Number of persons sent out on other mission teams from this local church	Number of community ministries for daycare and/or education	Number of persons served by community ministries for daycare and/or education	Number of community ministries for outreach, justice, and mercy	Number of persons served by community ministries for outreach, justice, and mercy
	28	29	30.a	30.b	31.a	31.b	32	33	34	35
FLOYDS	8	-	-	-	-	-	-	-	-	-
HEAVEN GATE	4	250	-	-	-	-	-	-	2	-
HEBRON/TATUM CHARGE	-	-	-	-	-	-	-	-	-	-
HERBERT MEMORIAL	42	2,003	-	-	1	15	1	4	1	2
HOPEWELL/MULLINS	6	50	-	-	-	-	-	-	-	-
JOSEPH B BETHEA	9	500	-	-	1	-	-	-	3	150
LAKE VIEW	1	100	-	-	-	-	-	-	3	160
LATTA	48	661	-	-	1	10	-	-	3	200
LEVEL GREEN	7	-	-	-	3	5	-	-	3	250
LITTLE RIVER	45	744	-	-	-	-	11	90	3	415
MACEDONIA	22	-	-	-	1	2	1	31	1	898
MAIN ST/MCCOLL	12	5,425	-	-	-	-	2	20	3	2,000
MAIN STREET/DILLON	61	988	-	-	2	15	3	72	4	250
MANNING CHAPEL	-	-	-	-	1	4	-	-	4	111
MCCOYS CHAPEL	22	929	-	-	-	-	-	-	4	20
MT ANDREW	12	-	-	-	-	-	-	-	-	-
NEW EL BETHEL	-	-	-	-	-	-	-	-	-	-
NEW HOLLY	10	-	-	-	-	-	-	-	-	-
NEW HOPE	-	-	-	-	-	-	-	-	1	75
NICHOLS	-	-	-	-	-	-	-	-	1	25
OAK GROVE/GEORGETOWN	-	-	-	-	-	-	-	-	-	-
OAK GROVE/WALLACE	28	-	-	-	-	-	-	-	-	-
OAKLAND	-	-	-	-	-	-	-	-	-	-
OLD CLIO	12	-	-	-	-	-	-	-	-	-
OLD GALILEE	-	-	-	-	-	-	2	-	2	-
PARNASSUS	8	150	-	-	-	-	-	-	3	-
PINE GROVE	-	-	-	-	-	-	-	-	1	20
PISGAH	25	1,820	-	-	-	-	-	-	1	22
PLEASANT GROVE	-	-	-	-	-	-	-	-	-	-
PLEASANT HILL/MULLINS	-	-	-	-	-	-	-	-	-	-
PLEASANT HILL/WALLACE	-	-	-	-	-	-	-	-	-	-
POPLAR	-	-	-	-	-	2	-	-	-	-
REHOBOTH	-	-	-	-	-	12	-	-	2	250
SALEM	-	-	-	-	-	45	-	-	5	150

MARION DISTRICT	TABLE NO. 1 STATISTICAL REPORT (continued)									
	UMWomen		UMVIM		Mission Teams		Community Ministries			
Church Name	Membership in United Methodist Women	Amount paid for local church and community work UMW	Number UMVIM teams sent from Local church	Number of persons sent out on UMVIM teams from this local church	Number of other mission teams sent from this local church	Number of persons sent out on other mission teams from this local church	Number of community ministries for daycare and/or education	Number of persons served by community ministries for daycare and/or education	Number of community ministries for outreach, justice, and mercy	Number of persons served by community ministries for outreach, justice, and mercy
	28	29	30.a	30.b	31.a	31.b	32	33	34	35
SAMPIT	-	-	-	-	-	-	-	-	-	-
SHILOH/BENNETTSVILE PARISH	-	-	-	-	-	-	-	-	3	8
SHILOH/BENNETTSVILLE	9	-	-	2	-	-	-	-	-	-
SHILOH/MARION	12	800	-	1	-	-	-	-	5	6
SHILOH/MULLINS CHARGE	20	-	-	-	-	-	-	-	-	-
SMYRNA/BENNETTSVILLE	14	-	-	2	-	-	-	-	-	-
SMYRNA/BENNETTSVILLE	8	200	-	-	2	-	-	-	2	50
SOCASTEE	52	3,236	1	7	-	28	4	142	6	223
SPRINGVILLE	-	-	-	-	-	-	-	-	1	-
ST JAMES	8	2	-	-	-	-	-	-	3	-
ST LUKE	-	-	-	-	-	-	-	-	2	5
ST MICHAEL	15	2,200	-	-	-	-	-	-	6	70
ST PAUL'S WACCAMAW	87	8,258	-	-	-	15	-	105	15	350
ST PHILLIP	25	1,698	-	-	-	-	-	-	1	10
ST STEPHEN	45	1,600	-	-	-	10	5	10	3	75
SURFSIDE	93	5	-	-	2	35	4	90	8	600
TRANQUIL	-	-	-	-	-	-	-	-	2	15
TRINITY / BENNETTSVILLE	43	2,900	-	-	-	-	-	-	4	150
TRINITY/ANDREWS	20	1,722	-	-	4	3	-	-	5	1,450
TRINITY/CLIO	-	-	-	3	1	8	-	-	5	36
TRINITY/CONWAY	101	3,150	-	-	7	120	1	45	2	624
TRINITY/N MYRTLE BEACH	94	4,552	-	1	1	11	2	20	6	317
UNION/CONWAY	12	1,000	-	-	3	25	-	-	12	-
UNION/LAKE VIEW	-	-	-	-	-	-	-	-	2	30
WAMPEE	-	-	-	-	-	-	-	-	-	-
WAYNE	30	1,609	-	-	1	10	-	-	-	-
ZOAN	9	354	-	-	-	-	-	-	2	220
TOTALS	**1,815**	**120,266**	**5**	**69**	**58**	**610**	**55**	**1,293**	**244**	**34,037**

MARION DISTRICT	TABLE NO. 2 STATISTICAL REPORT							
	Property and Assets				Apportionments			
Church Name	Market value of church land, buildings and equipment	Market value of other church-owned assets	Debts secured by church physical assets	Other debt	Total amount APPORTIONED to the local church for all causes paid to the AC Treasurer	Total amount PAID by the local church for all apportioned causes to the AC Treasurer	Total amount APPORTIONED to the local church for all apportioned causes directly paid to the DISTRICT	Total amount PAID by the local church for apportioned causes directly paid to the DISTRICT
	36	37	38	39	40.a	40.b	41.a	41.b
AARON TEMPLE	450,000	10,000	-	-	4,772	4,772	-	-
ANDREWS CHAPEL	283,000	3,136	-	-	1,593	1,593	-	-
ANTIOCH/BENNETTSVILLE	304,000	-	-	-	4,141	5,140	-	-
ANTIOCH/CONWAY	842,100	48,000	-	-	2,561	2,561	-	-
ASBURY	311,000	-	-	-	2,165	2,165	-	-
AYNOR	1,620,000	55,814	-	-	27,656	27,656	-	-
BELIN MEMORIAL	10,896,456	2,108,470	-	2,989,237	179,613	179,613	-	-
BEREA	203,000	11,264	-	-	4,025	1,388	-	-
BETHEL/BENNETTSVILLE	117,780	-	-	-	3,259	3,259	-	-
BETHEL/GEORGETOWN	487	-	-	-	3,694	3,694	-	-
BETHEL/MARION	541,193	-	-	-	5,196	5,196	-	-
BEULAH/DILLON PARISH	563,000	-	-	-	1,528	1,528	-	-
BEULAH/MULLINS CHARGE	350,000	-	-	-	3,842	3,842	-	-
BOWLING GREEN	479,000	19,493	-	-	3,890	3,890	-	-
BOYKIN	785,000	-	-	-	3,459	880	-	-
BROWN CHAPEL	429,000	90,000	-	-	3,176	3,176	-	-
BROWN SWAMP	305,000	-	-	40,000	16,696	16,696	-	-
CAMP SWAMP	885,000	82,407	-	-	4,696	4,696	-	-
CENTENARY/CONWAY	915,500	200,000	-	-	11,846	4,000	-	-
CENTENARY/MARION	266,000	43,200	-	-	3,526	3,526	-	-
CENTER	385,000	112,856	-	-	3,045	3,045	-	-
CENTRAL	655,000	-	-	-	4,433	4,433	-	-
CHRIST	7,500,000	525,769	-	-	204,018	28,700	-	-
CHRIST / BENNETTSVILLE	1,494,000	120,000	-	-	15,073	15,073	-	-
DUNCAN MEMORIAL	1,836,013	50,893	-	-	80,459	50,103	-	-
EBENEZER/BENNETTSVILLE CR	350,000	5,000	-	-	5,355	5,355	-	-
EBENEZER/LORIS CHARGE	170,000	17,986	-	-	2,425	2,425	-	-
EBENEZER/TATUM	164,000	53,225	-	-	4,945	4,945	-	-
EBENEZER/WALLACE	85,000	1,035	-	-	5,398	1,135	-	-
FIRST/BENNETTSVILLE	7,250,000	250,000	750,000	-	50,372	34,999	-	-
FIRST/CONWAY	8,704,500	384,500	688,928	19,467	72,763	48,509	-	-
FIRST/LORIS	-	-	51,351	-	26,306	5,000	-	-
FIRST/MARION	5,839,380	243,958	-	-	47,318	47,318	-	-
FIRST/MYRTLE BEACH	13,802,100	1,247,000	-	138,106	233,621	237,146	-	-

MARION DISTRICT	TABLE NO. 2 STATISTICAL REPORT							
	Property and Assets				Apportionments			
Church Name	Market value of church land, buildings and equipment	Market value of other church-owned assets	Debts secured by church physical assets	Other debt	Total amount APPORTIONED to the local church for all causes paid to the AC Treasurer	Total amount PAID by the local church for all apportioned causes to the AC Treasurer	Total amount APPORTIONED to the local church for all apportioned causes directly paid to the DISTRICT	Total amount PAID by the local church for apportioned causes directly paid to the DISTRICT
	36	37	38	39	40.a	40.b	41.a	41.b
FLOYDS	100,000	10,359	-	-	1,536	1,539	-	-
HEAVEN GATE	395,000	90,000	-	-	3,986	3,986	-	-
HEBRON/TATUM CHARGE	355,000	33,532	-	-	3,045	3,045	-	-
HERBERT MEMORIAL	1,510,000	4,044	-	-	25,769	-	-	-
HOPEWELL/MULLINS	151,000	17,406	-	-	2,172	2,172	-	-
JOSEPH B BETHEA	760,000	-	100,000	-	6,413	4,000	-	-
LAKE VIEW	672,000	65,000	-	-	6,943	3,572	-	-
LATTA	2,475,000	208,849	-	-	23,806	23,806	-	-
LEVEL GREEN	450,000	5,000	-	-	7,977	4,020	-	-
LITTLE RIVER	6,196,886	163,959	2,138,798	-	64,423	64,423	-	-
MACEDONIA	1,884,675	372,902	-	-	42,053	42,053	-	-
MAIN ST/MCCOLL	2,263,500	-	-	-	12,275	12,275	-	-
MAIN STREET/DILLON	6,308,000	40,000	-	-	45,263	26,565	-	-
MANNING CHAPEL	293,000	14,575	-	-	2,312	2,312	-	-
MCCOYS CHAPEL	525,819	-	100,000	-	6,051	6,051	-	-
MT ANDREW	143,600	122,983	-	-	4,772	4,772	-	-
NEW EL BETHEL	340,000	398,000	-	-	3,565	-	-	-
NEW HOLLY	312,000	2,000	-	2,062	2,426	-	-	-
NEW HOPE	230,263	13,589	-	-	1,538	1,538	-	-
NICHOLS	1,790,000	110,794	-	-	7,339	7,339	-	-
OAK GROVE/GEORGETOWN	100,000	-	-	-	2,991	2,991	-	-
OAK GROVE/WALLACE	654,000	47,000	-	-	5,241	5,241	-	-
OAKLAND	256,000	-	-	-	6,376	-	-	-
OLD CLIO	441,000	-	-	-	2,074	2,074	-	-
OLD GALILEE	70	24,333	500	-	1,698	1,698	-	-
PARNASSUS	530,000	80,000	-	-	2,929	2,869	-	-
PINE GROVE	820,471	17,653	-	-	3,226	2,579	-	-
PISGAH	1,759,000	33,130	-	-	15,531	15,531	-	-
PLEASANT GROVE	86,000	-	-	-	2,375	2,375	-	-
PLEASANT HILL/MULLINS	170,000	13,000	-	-	1,614	1,614	-	-
PLEASANT HILL/WALLACE	500,000	33,000	-	-	4,163	4,163	-	-
POPLAR	1,390,000	75,000	-	-	7,811	7,852	-	-
REHOBOTH	575,100	365,721	-	-	8,994	8,995	-	-
SALEM	812,900	16,000	49,000	-	9,287	2,322	-	-

MARION DISTRICT	TABLE NO. 2 STATISTICAL REPORT							
	Property and Assets				Apportionments			
Church Name	Market value of church land, buildings and equipment	Market value of other church-owned assets	Debts secured by church physical assets	Other debt	Total amount APPORTIONED to the local church for all causes paid to the AC Treasurer	Total amount PAID by the local church for all apportioned causes to the AC Treasurer	Total amount APPORTIONED to the local church for all apportioned causes directly paid to the DISTRICT	Total amount PAID by the local church for apportioned causes directly paid to the DISTRICT
	36	37	38	39	40.a	40.b	41.a	41.b
SAMPIT	692,000	-	-	-	3,526	3,526	-	-
SHILOH/BENNETTSVILE PARISH	2,390	1,000	1,600	1,600	3,186	3,186	-	-
SHILOH/BENNETTSVILLE	329,665	6,430	-	-	2,683	2,683	-	-
SHILOH/MARION	1,061,500	237,500	-	-	12,806	12,806	-	-
SHILOH/MULLINS CHARGE	180,000	-	-	-	3,762	-	-	-
SMYRNA/BENNETTSVILLE	358,000	37,273	-	-	6,912	6,912	-	-
SMYRNA/BENNETTSVILLE	81,380	-	-	-	3,395	3,395	-	-
SOCASTEE	4,100,575	36,396	291,049	-	47,641	34,506	-	-
SPRINGVILLE	240,000	-	-	-	3,053	3,053	-	-
ST JAMES	400,000	10,000	-	-	4,873	4,875	-	-
ST LUKE	630,120	-	-	-	2,817	2,817	-	-
ST MICHAEL	600,000	2,100	1,200	1,200	7,403	2,874	-	-
ST PAUL'S WACCAMAW	6,865,000	20,000	719,639	7,107	59,254	53,088	-	-
ST PHILLIP	402,000	42,304	18,500	-	6,136	6,136	-	-
ST STEPHEN	807,240	-	-	-	9,055	3,302	-	-
SURFSIDE	8,144,000	298,173	617,654	-	65,943	57,921	-	-
TRANQUIL	473,000	123,748	-	-	4,688	4,688	-	-
TRINITY / BENNETTSVILLE	880,000	31,000	268,473	-	11,439	11,439	-	-
TRINITY/ANDREWS	3,453,000	542,073	-	-	33,470	33,470	-	-
TRINITY/CLIO	1,183,700	90,206	-	-	12,615	3,885	-	-
TRINITY/CONWAY	7,587,289	262,382	-	3,352	58,396	58,396	-	-
TRINITY/N MYRTLE BEACH	611,000	103,619	199,514	-	54,115	29,906	-	-
UNION/CONWAY	88,924	30,954	-	61,183	15,072	15,072	-	-
UNION/LAKE VIEW	356,000	-	-	-	2,907	2,907	-	-
WAMPEE	402,000	5,845	-	-	3,392	-	-	-
WAYNE	916,200	18,219	49,171	-	21,375	4,500	-	-
ZOAN	696,800	86,791	-	-	4,508	4,508	-	-
TOTALS	**145,573,576**	**10,047,848**	**6,045,377**	**3,263,314**	**1,859,261**	**1,411,077**	**-**	**-**

MARION DISTRICT	TABLE NO. 2 STATISTICAL REPORT (continued)							
	Other Benevolences							
Church Name	Total amount for General Advance Specials remitted to the AC Treasurer	Total amount for World Service Specials remitted to the AC Treasurer	Total amount for Annual Conference Advance Specials remitted to the AC Treasurer	Total amount for the Youth Service fund remitted to the AC Treasurer	Total amount of all other funds sent to AC Treasurer for connectional mission and ministry	Total Annual Conference Special Sunday Offerings remitted to the AC Treasurer	Total amount given directly to UM causes (not sent to AC Treasurer)	Total amount given to non-United Methodist benevolent and charitable causes
	42	43	44	45	46	47	48	49
AARON TEMPLE	-	-	-	-	86	25	300	150
ANDREWS CHAPEL	-	-	-	-	28	-	-	-
ANTIOCH/BENNETTSVILLE	-	-	-	-	120	-	1,000	500
ANTIOCH/CONWAY	400	-	25	-	49	300	578	-
ASBURY	-	-	-	-	42	-	269	-
AYNOR	1,517	-	-	-	1,478	-	2,542	699
BELIN MEMORIAL	14,313	-	382	-	12,590	9,455	-	155,613
BEREA	-	-	-	-	-	-	-	-
BETHEL/BENNETTSVILLE	-	-	-	-	227	50	300	1,300
BETHEL/GEORGETOWN	-	-	-	-	66	-	300	1,140
BETHEL/MARION	-	-	-	-	88	-	-	-
BEULAH/DILLON PARISH	-	-	-	-	-	-	-	-
BEULAH/MULLINS CHARGE	-	-	-	-	72	-	-	-
BOWLING GREEN	151	-	-	-	287	280	-	-
BOYKIN	-	-	-	-	16	600	-	-
BROWN CHAPEL	-	-	-	-	120	-	100,000	-
BROWN SWAMP	2,393	-	-	-	1,170	469	-	540
CAMP SWAMP	-	-	-	-	82	-	1,400	990
CENTENARY/CONWAY	-	-	-	-	-	-	600	1,035
CENTENARY/MARION	-	-	-	-	-	225	-	-
CENTER	1,060	-	-	-	54	1,978	-	757
CENTRAL	-	-	-	-	73	-	630	1,108
CHRIST	683	-	-	-	-	-	-	111,490
CHRIST / BENNETTSVILLE	4,146	-	-	-	1,166	3,311	6,000	5,000
DUNCAN MEMORIAL	-	-	-	-	-	2,728	6,167	14,850
EBENEZER/BENNETTSVILLE CR	-	-	-	-	103	-	250	150
EBENEZER/LORIS CHARGE	-	-	-	-	41	-	843	822
EBENEZER/TATUM	150	-	-	-	83	50	-	-
EBENEZER/WALLACE	-	-	-	-	65	100	-	-
FIRST/BENNETTSVILLE	5,100	-	-	-	2,894	-	1,700	2,628
FIRST/CONWAY	100	-	100	-	3,403	-	7,687	16
FIRST/LORIS	832	-	-	-	-	824	250	3,805
FIRST/MARION	2,174	-	-	-	3,157	2,411	3,579	145
FIRST/MYRTLE BEACH	18,158	-	-	-	13,209	-	6,962	107,336

MARION DISTRICT	TABLE NO. 2 STATISTICAL REPORT (continued)							
	Other Benevolences							
Church Name	Total amount for General Advance Specials remitted to the AC Treasurer	Total amount for World Service Specials remitted to the AC Treasurer	Total amount for Annual Conference Advance Specials remitted to the AC Treasurer	Total amount for the Youth Service fund remitted to the AC Treasurer	Total amount of all other funds sent to AC Treasurer for connectional mission and ministry	Total Annual Conference Special Sunday Offerings remitted to the AC Treasurer	Total amount given directly to UM causes (not sent to AC Treasurer)	Total amount given to non-United Methodist benevolent and charitable causes
	42	43	44	45	46	47	48	49
FLOYDS	-	-	-	-	75	50	-	-
HEAVEN GATE	-	-	-	-	65	-	200	-
HEBRON/TATUM CHARGE	-	-	-	-	55	-	-	1,180
HERBERT MEMORIAL	-	-	-	-	-	-	90	-
HOPEWELL/MULLINS	-	-	-	-	-	258	-	279
JOSEPH B BETHEA	-	-	-	-	-	-	-	-
LAKE VIEW	-	-	-	-	14	400	-	1,655
LATTA	-	-	-	-	1,925	3,639	-	19,851
LEVEL GREEN	-	-	-	-	-	-	-	-
LITTLE RIVER	4,155	-	-	-	4,479	2,166	1,141	28,719
MACEDONIA	-	-	-	-	2,924	8,962	1,485	69,509
MAIN ST/MCCOLL	613	-	-	-	207	805	1,401	-
MAIN STREET/DILLON	2,239	-	-	-	-	2,528	10,752	11,530
MANNING CHAPEL	-	-	-	-	42	155	450	300
MCCOYS CHAPEL	-	-	-	-	119	-	-	1,375
MT ANDREW	-	-	-	-	86	-	584	1,200
NEW EL BETHEL	-	-	-	-	-	-	-	-
NEW HOLLY	200	-	-	-	-	-	-	-
NEW HOPE	-	-	-	-	-	-	63	50
NICHOLS	150	-	-	-	518	555	-	2,540
OAK GROVE/GEORGETOWN	-	-	-	-	50	-	-	75
OAK GROVE/WALLACE	-	-	-	-	278	-	-	-
OAKLAND	-	-	-	-	-	-	-	-
OLD CLIO	-	-	-	-	110	50	-	-
OLD GALILEE	-	-	-	-	29	-	1,727	-
PARNASSUS	-	-	-	-	63	195	-	-
PINE GROVE	-	-	-	-	10	155	-	-
PISGAH	-	-	-	-	1,086	-	-	-
PLEASANT GROVE	-	-	-	-	39	-	-	-
PLEASANT HILL/MULLINS	-	-	-	-	29	-	-	650
PLEASANT HILL/WALLACE	-	-	-	-	-	-	-	1,877
POPLAR	720	-	694	-	243	1,653	-	3,715
REHOBOTH	326	-	-	-	634	1,730	-	-
SALEM	-	-	-	-	164	-	-	-

MARION DISTRICT	TABLE NO. 2 STATISTICAL REPORT (continued)							
	Other Benevolences							
Church Name	Total amount for General Advance Specials remitted to the AC Treasurer	Total amount for World Service Specials remitted to the AC Treasurer	Total amount for Annual Conference Advance Specials remitted to the AC Treasurer	Total amount for the Youth Service fund remitted to the AC Treasurer	Total amount of all other funds sent to AC Treasurer for connectional mission and ministry	Total Annual Conference Special Sunday Offerings remitted to the AC Treasurer	Total amount given directly to UM causes (not sent to AC Treasurer)	Total amount given to non-United Methodist benevolent and charitable causes
	42	43	44	45	46	47	48	49
SAMPIT	-	-	-	-	60	-	-	-
SHILOH/BENNETTSVILE PARISH	-	-	-	-	53	-	-	-
SHILOH/BENNETTSVILLE	-	-	-	-	50	-	-	5,159
SHILOH/MARION	940	-	-	-	684	170	-	950
SHILOH/MULLINS CHARGE	-	-	-	-	-	-	-	-
SMYRNA/BENNETTSVILLE	-	-	-	-	116	-	250	13,328
SMYRNA/BENNETTSVILLE	-	-	-	-	59	-	50	200
SOCASTEE	3,131	-	-	-	877	-	1,225	20,633
SPRINGVILLE	-	-	-	-	30	-	-	-
ST JAMES	-	-	-	-	361	-	-	1,353
ST LUKE	-	-	-	-	203	-	-	-
ST MICHAEL	-	-	-	-	17	-	-	-
ST PAUL'S WACCAMAW	7,650	-	-	-	3,516	1,880	-	-
ST PHILLIP	-	-	-	-	107	80	-	300
ST STEPHEN	-	-	-	-	-	-	-	-
SURFSIDE	5,143	-	-	-	109	7,033	-	27,907
TRANQUIL	20	-	-	-	333	283	500	4,355
TRINITY / BENNETTSVILLE	-	-	-	-	234	315	858	1,072
TRINITY/ANDREWS	800	-	-	-	2,336	-	4,692	1,582
TRINITY/CLIO	-	-	-	-	696	195	-	-
TRINITY/CONWAY	-	-	-	-	4,841	-	1,355	43,085
TRINITY/N MYRTLE BEACH	-	-	-	-	-	200	700	4,098
UNION/CONWAY	-	-	-	-	1,064	1,307	14,200	350
UNION/LAKE VIEW	-	-	-	-	130	233	-	145
WAMPEE	-	-	-	-	-	-	-	463
WAYNE	-	-	-	-	-	673	-	384
ZOAN	365	-	-	-	262	580	493	1,550
TOTALS	**77,629**	**-**	**1,201**	**-**	**70,151**	**59,056**	**183,573**	**681,493**

MARION DISTRICT	TABLE NO. 2 STATISTICAL REPORT (continued)							
	General Special Sunday Offerings						Direct Billing	
Church Name	Human Relations Day	One Great Hour of Sharing	Peace with Justice	Native American Ministries	World Communion	UM Student Day	Total amount paid by the local church for all direct-billed clergy non-health benefits	Total amount paid by the local church for all direct-billed clergy health benefits
	50.a	50.b	50.c	50.d	50.e	50.f	51	52
AARON TEMPLE	-	12	20	-	-	-	3,640	2,240
ANDREWS CHAPEL	-	-	-	-	-	-	-	-
ANTIOCH/BENNETTSVILLE	-	-	-	-	-	-	1,301	772
ANTIOCH/CONWAY	-	-	-	-	-	-	1,209	-
ASBURY	-	-	-	-	-	-	945	-
AYNOR	-	-	-	-	-	-	8,600	5,148
BELIN MEMORIAL	-	-	-	-	-	-	23,048	15,960
BEREA	-	-	-	-	-	-	1,875	-
BETHEL/BENNETTSVILLE	-	-	-	-	-	-	1,502	1,711
BETHEL/GEORGETOWN	-	-	-	-	-	-	-	-
BETHEL/MARION	-	-	-	-	-	-	2,001	-
BEULAH/DILLON PARISH	-	-	-	-	-	-	1,227	1,636
BEULAH/MULLINS CHARGE	-	-	-	-	-	-	1	-
BOWLING GREEN	30	-	30	-	30	30	2,571	1,750
BOYKIN	-	-	-	-	-	-	2,252	2,567
BROWN CHAPEL	-	-	-	-	-	-	7,865	10,812
BROWN SWAMP	-	-	-	-	-	-	6,840	7,837
CAMP SWAMP	-	-	-	-	-	-	3,184	2,059
CENTENARY/CONWAY	-	-	-	-	-	-	8,018	14,448
CENTENARY/MARION	-	-	-	-	-	-	-	-
CENTER	-	-	-	-	-	-	1,746	3,010
CENTRAL	-	-	-	-	-	-	-	-
CHRIST	-	-	-	-	-	-	9,411	14,448
CHRIST / BENNETTSVILLE	-	-	-	-	-	-	5,780	3,432
DUNCAN MEMORIAL	-	-	-	-	125	-	9,233	10,812
EBENEZER/BENNETTSVILLE CR	-	-	-	-	-	-	3,873	2,240
EBENEZER/LORIS CHARGE	-	-	-	-	-	-	1,990	1,287
EBENEZER/TATUM	-	-	-	-	-	-	-	-
EBENEZER/WALLACE	-	-	-	-	-	-	2,753	3,137
FIRST/BENNETTSVILLE	-	-	-	-	-	-	8,633	5,148
FIRST/CONWAY	-	-	-	-	-	-	9,202	5,148
FIRST/LORIS	-	-	-	-	-	-	8,643	14,448
FIRST/MARION	127	344	55	121	70	-	9,550	10,812
FIRST/MYRTLE BEACH	-	-	-	-	-	-	27,379	27,381

MARION DISTRICT	TABLE NO. 2 STATISTICAL REPORT (continued)							
	General Special Sunday Offerings						Direct Billing	
Church Name	Human Relations Day	One Great Hour of Sharing	Peace with Justice	Native American Ministries	World Communion	UM Student Day	Total amount paid by the local church for all direct-billed clergy non-health benefits	Total amount paid by the local church for all direct-billed clergy health benefits
	50.a	50.b	50.c	50.d	50.e	50.f	51	52
FLOYDS	-	-	-	-	-	-	-	-
HEAVEN GATE	-	-	-	-	-	-	-	-
HEBRON/TATUM CHARGE	-	-	-	-	-	-	-	-
HERBERT MEMORIAL	-	-	-	-	-	-	1,438	1,802
HOPEWELL/MULLINS	-	-	-	-	-	-	-	-
JOSEPH B BETHEA	-	-	-	-	-	-	3,910	7,224
LAKE VIEW	-	-	-	-	-	-	-	-
LATTA	-	-	-	-	-	-	6,865	11,269
LEVEL GREEN	-	-	-	-	-	-	3,873	2,240
LITTLE RIVER	-	-	-	-	15	-	9,411	5,148
MACEDONIA	-	-	-	-	-	-	7,955	9,623
MAIN ST/MCCOLL	-	-	-	105	-	-	6,578	4,221
MAIN STREET/DILLON	-	-	-	-	-	-	8,453	14,448
MANNING CHAPEL	-	-	-	-	-	-	-	-
MCCOYS CHAPEL	-	-	-	-	-	-	2,873	1,956
MT ANDREW	-	-	-	-	-	-	1,936	3,179
NEW EL BETHEL	-	-	-	-	-	-	1,710	1,955
NEW HOLLY	-	-	-	-	-	-	-	-
NEW HOPE	-	-	-	-	-	-	-	-
NICHOLS	-	-	-	-	-	-	3,604	6,213
OAK GROVE/GEORGETOWN	-	-	-	-	-	-	-	-
OAK GROVE/WALLACE	-	-	-	-	-	-	-	-
OAKLAND	-	-	-	-	-	-	-	-
OLD CLIO	-	-	-	-	-	-	560	-
OLD GALILEE	-	-	-	-	-	-	7,761	5,148
PARNASSUS	-	-	-	-	-	-	-	-
PINE GROVE	-	-	-	65	-	-	1,444	927
PISGAH	-	-	-	-	-	-	8,244	9,798
PLEASANT GROVE	-	-	-	-	-	-	878	-
PLEASANT HILL/MULLINS	-	-	-	-	-	-	656	793
PLEASANT HILL/WALLACE	-	-	-	-	-	-	-	-
POPLAR	-	-	-	-	-	-	2,691	-
REHOBOTH	-	-	-	-	-	-	7,812	5,148
SALEM	-	-	-	-	-	-	3,910	7,224

MARION DISTRICT	TABLE NO. 2 STATISTICAL REPORT (continued)							
	General Special Sunday Offerings						Direct Billing	
Church Name	Human Relations Day	One Great Hour of Sharing	Peace with Justice	Native American Ministries	World Communion	UM Student Day	Total amount paid by the local church for all direct-billed clergy non-health benefits	Total amount paid by the local church for all direct-billed clergy health benefits
	50.a	50.b	50.c	50.d	50.e	50.f	51	52
SAMPIT	-	-	-	-	-	-	-	-
SHILOH/BENNETTSVILE PARISH	-	-	-	-	-	-	-	-
SHILOH/BENNETTSVILLE	-	-	-	-	-	-	1,507	-
SHILOH/MARION	-	-	-	-	-	-	8,075	3,408
SHILOH/MULLINS CHARGE	-	-	-	-	-	-	1,037	-
SMYRNA/BENNETTSVILLE	-	-	-	-	-	-	2,459	-
SMYRNA/BENNETTSVILLE	-	-	-	-	-	-	-	-
SOCASTEE	-	-	-	-	-	-	8,645	5,148
SPRINGVILLE	-	-	-	-	-	-	905	-
ST JAMES	-	-	-	-	-	-	-	-
ST LUKE	-	-	-	-	-	-	2,044	2,727
ST MICHAEL	-	-	-	-	-	-	2,643	-
ST PAUL'S WACCAMAW	-	-	-	-	-	-	17,113	10,296
ST PHILLIP	-	-	-	-	-	125	-	-
ST STEPHEN	-	-	-	-	-	-	2,453	2,547
SURFSIDE	-	-	-	-	-	-	17,715	10,296
TRANQUIL	-	-	-	-	-	-	2,682	4,623
TRINITY / BENNETTSVILLE	-	-	-	-	-	-	8,280	9,798
TRINITY/ANDREWS	-	-	-	-	-	-	8,918	10,836
TRINITY/CLIO	-	-	-	-	-	-	5,625	-
TRINITY/CONWAY	-	-	-	-	16	-	11,996	10,234
TRINITY/N MYRTLE BEACH	-	-	-	-	-	-	9,045	14,448
UNION/CONWAY	-	-	-	-	-	-	8,414	5,148
UNION/LAKE VIEW	-	-	-	-	-	-	-	-
WAMPEE	-	-	-	-	-	-	2,786	1,802
WAYNE	-	-	-	-	-	-	8,048	5,148
ZOAN	-	-	-	-	-	-	-	-
TOTALS	**157**	**356**	**105**	**291**	**256**	**155**	**397,225**	**363,019**

MARION DISTRICT	TABLE NO. 2 STATISTICAL REPORT (continued)								
	Pastoral Support					Local Church Expenses			
Church Name	Total amount paid in base compensation to the pastor	Total amount paid in base compensation to all associate pastors assigned by the bishop	Total amount paid to/for pastor and associates for housing and utilities and/or related allowances	Total amount paid to pastor and associate(s) for accountable reimbursements	Total amount paid to pastor and associate(s) for any other cash allowances (non-accountable)	Total amount paid in salary and benefits for Deacons	Total amount paid in salary and benefits for Diaconal Ministers	Total amount paid in salary and benefits for all other church staff	Total amount spent for local church program expenses
	53	54	55	56	57	58	59	60	61
AARON TEMPLE	16,000	-	1,547	703	-	-	-	1,800	7,000
ANDREWS CHAPEL	5,418	-	1,000	1,750	-	-	-	-	-
ANTIOCH/BENNETTSVILLE	12,002	-	-	2,950	-	-	-	2,376	3,296
ANTIOCH/CONWAY	7,100	-	-	1,736	-	-	-	1,300	1,399
ASBURY	8,763	-	1,335	600	-	-	-	-	500
AYNOR	46,122	-	4,730	2,912	-	-	-	21,379	22,907
BELIN MEMORIAL	77,091	40,829	94,048	15,338	4,222	23,990	-	472,772	51,453
BEREA	9,725	-	-	1,147	-	-	-	-	550
BETHEL/BENNETTSVILLE	8,512	-	1,855	-	1,703	-	-	-	4,052
BETHEL/GEORGETOWN	8,717	-	-	283	-	-	-	-	1,522
BETHEL/MARION	13,000	-	-	172	150	-	-	8,000	1,500
BEULAH/DILLON PARISH	7,030	-	500	-	-	-	-	-	150
BEULAH/MULLINS CHARGE	11,800	-	-	300	-	-	-	-	500
BOWLING GREEN	12,336	-	-	838	-	-	-	-	8,600
BOYKIN	8,512	-	1,855	150	-	-	-	-	989
BROWN CHAPEL	11,090	-	-	-	-	-	-	1,500	5,250
BROWN SWAMP	35,435	-	-	1,856	-	-	-	16,032	2,657
CAMP SWAMP	15,080	-	-	1,053	-	-	-	5,563	3,123
CENTENARY/CONWAY	37,612	-	5,000	1,955	-	-	-	5,200	844
CENTENARY/MARION	11,300	-	-	3,400	-	-	-	960	1,200
CENTER	11,575	-	1,500	1,338	-	-	-	1,530	692
CENTRAL	9,248	-	4,000	-	364	-	-	-	831
CHRIST	74,307	-	23,712	-	-	-	-	398,547	49,978
CHRIST / BENNETTSVILLE	39,277	-	5,000	6,250	-	-	-	10,112	8,925
DUNCAN MEMORIAL	65,270	-	9,730	10,065	-	-	-	188,675	36,856
EBENEZER/BENNETTSVILLE CR	16,000	-	1,547	703	-	-	-	4,800	7,000
EBENEZER/LORIS CHARGE	8,496	-	-	387	-	-	-	1,300	688
EBENEZER/TATUM	14,100	-	1,500	1,500	-	-	-	-	1,858
EBENEZER/WALLACE	11,348	-	2,474	-	-	-	-	2,180	1,405
FIRST/BENNETTSVILLE	54,007	-	5,000	9,900	-	-	-	53,632	5,971
FIRST/CONWAY	53,773	-	9,000	10,134	2,220	-	-	183,900	-
FIRST/LORIS	43,088	-	5,000	3,002	11,676	-	-	30,499	9,027
FIRST/MARION	69,316	-	8,000	450	6,144	-	-	77,233	27,821
FIRST/MYRTLE BEACH	102,776	41,353	43,373	39,376	-	72,672	-	597,235	102,213

MARION DISTRICT	TABLE NO. 2 STATISTICAL REPORT (continued)								
	Pastoral Support					Local Church Expenses			
Church Name	Total amount paid in base compensation to the pastor	Total amount paid in base compensation to all associate pastors assigned by the bishop	Total amount paid to/for pastor and associates for housing and utilities and/or related allowances	Total amount paid to pastor and associate(s) for accountable reimbursements	Total amount paid to pastor and associate(s) for any other cash allowances (non-accountable)	Total amount paid in salary and benefits for Deacons	Total amount paid in salary and benefits for Diaconal Ministers	Total amount paid in salary and benefits for all other church staff	Total amount spent for local church program expenses
	53	54	55	56	57	58	59	60	61
FLOYDS	5,875	-	-	-	-	-	-	-	115
HEAVEN GATE	11,829	-	1,500	-	-	-	-	500	2,500
HEBRON/TATUM CHARGE	10,800	-	1,500	1,755	-	-	-	-	450
HERBERT MEMORIAL	52,374	-	6,438	2,294	-	-	-	34,731	4,204
HOPEWELL/MULLINS	6,211	-	-	2,755	-	-	-	-	425
JOSEPH B BETHEA	10,446	-	5,279	1,417	-	-	-	4,550	531
LAKE VIEW	15,500	-	-	1,972	-	-	-	-	2,295
LATTA	35,534	-	3,000	8,878	-	-	-	30,601	34,665
LEVEL GREEN	16,000	-	1,547	703	-	-	-	3,700	2,500
LITTLE RIVER	66,551	-	8,694	3,164	-	-	-	207,572	20,632
MACEDONIA	54,857	-	5,000	5,151	534	-	-	58,378	24,096
MAIN ST/MCCOLL	28,503	-	3,000	3,900	2,200	-	-	-	2,150
MAIN STREET/DILLON	54,651	-	5,800	-	500	-	-	105,479	14,478
MANNING CHAPEL	6,247	-	2,250	872	-	-	-	-	700
MCCOYS CHAPEL	13,787	-	600	866	-	-	-	6,000	2,208
MT ANDREW	10,871	-	3,000	1,200	-	-	-	-	747
NEW EL BETHEL	10,136	-	-	800	-	-	-	-	1,610
NEW HOLLY	10,159	-	600	796	-	-	-	-	500
NEW HOPE	2,400	-	-	1,102	-	-	-	-	2,291
NICHOLS	19,909	-	2,580	2,301	-	-	-	3,000	763
OAK GROVE/GEORGETOWN	9,273	-	-	-	-	-	-	-	2,564
OAK GROVE/WALLACE	8,800	-	-	1,512	-	-	-	-	-
OAKLAND	21,500	-	-	-	-	-	-	-	-
OLD CLIO	7,502	-	1,335	600	-	-	-	-	370
OLD GALILEE	8,004	-	-	-	-	-	-	-	-
PARNASSUS	8,498	-	-	872	-	-	-	-	4,350
PINE GROVE	7,000	-	-	886	-	-	-	-	-
PISGAH	37,907	-	6,600	7,369	4,146	-	-	-	4,111
PLEASANT GROVE	5,720	-	-	84	150	-	-	-	800
PLEASANT HILL/MULLINS	7,525	-	-	1,567	-	-	-	-	1,513
PLEASANT HILL/WALLACE	9,200	-	-	1,522	-	-	-	-	2,212
POPLAR	15,900	-	-	4,051	-	-	-	10,367	6,212
REHOBOTH	22,278	-	1,162	2,893	-	-	-	3,465	2,690
SALEM	18,380	-	5,895	2,900	-	-	-	-	4,097

MARION DISTRICT	TABLE NO. 2 STATISTICAL REPORT (continued)								
	Pastoral Support					Local Church Expenses			
Church Name	Total amount paid in base compensation to the pastor	Total amount paid in base compensation to all associate pastors assigned by the bishop	Total amount paid to/for pastor and associates for housing and utilities and/or related allowances	Total amount paid to pastor and associate(s) for accountable reimbursements	Total amount paid to pastor and associate(s) for any other cash allowances (non-accountable)	Total amount paid in salary and benefits for Deacons	Total amount paid in salary and benefits for Diaconal Ministers	Total amount paid in salary and benefits for all other church staff	Total amount spent for local church program expenses
	53	54	55	56	57	58	59	60	61
SAMPIT	9,936	-	1,500	100	-	-	-	-	-
SHILOH/BENNETTSVILE PARISH	10,785	-	-	525	-	-	-	-	990
SHILOH/BENNETTSVILLE	9,600	-	-	646	-	-	-	-	462
SHILOH/MARION	37,080	-	564	6,500	300	-	-	6,785	4,700
SHILOH/MULLINS CHARGE	11,800	-	-	300	-	-	-	-	500
SMYRNA/BENNETTSVILLE	15,600	-	-	1,355	-	-	-	-	5,990
SMYRNA/BENNETTSVILLE	11,660	-	260	400	-	-	-	-	717
SOCASTEE	48,539	-	10,800	13,566	1,350	-	-	84,726	28,727
SPRINGVILLE	7,280	-	-	75	150	-	-	-	500
ST JAMES	14,048	-	1,500	-	-	-	-	10,000	1,625
ST LUKE	11,717	-	-	676	-	-	-	-	600
ST MICHAEL	25,732	-	-	850	-	-	-	8,400	800
ST PAUL'S WACCAMAW	56,099	31,029	37,000	14,000	-	-	-	110,312	7,182
ST PHILLIP	10,990	-	2,125	2,000	-	-	-	4,400	300
ST STEPHEN	28,121	-	-	1,616	-	-	-	-	4,000
SURFSIDE	68,250	46,380	35,400	11,696	-	-	-	120,703	39,054
TRANQUIL	14,816	-	1,920	1,713	-	-	-	1,440	2,177
TRINITY / BENNETTSVILLE	37,112	-	7,000	3,622	-	-	-	4,800	2,119
TRINITY/ANDREWS	35,324	-	7,000	14,114	6,636	-	-	37,268	7,451
TRINITY/CLIO	24,091	-	-	1,620	-	-	-	13,946	5,755
TRINITY/CONWAY	66,669	-	19,767	10,315	-	15,952	-	131,362	27,907
TRINITY/N MYRTLE BEACH	67,000	-	3,000	5,936	-	-	-	178,520	21,178
UNION/CONWAY	40,935	-	16,800	1,936	-	-	-	38,248	12,109
UNION/LAKE VIEW	8,680	-	-	1,104	-	-	-	-	1,159
WAMPEE	11,883	-	-	467	-	-	-	1,100	255
WAYNE	39,810	-	-	200	-	-	-	34,024	3,934
ZOAN	14,852	-	774	2,858	-	-	-	2,370	1,321
TOTALS	**2,303,762**	**159,591**	**442,896**	**282,620**	**42,445**	**112,614**	**-**	**3,343,272**	**699,048**

MARION DISTRICT	TABLE NO. 2 STATISTICAL REPORT (continued)				TABLE NO. 3 STATISTICAL REPORT			
	Local Church Expenses (continued)				Received for Annual Budget/Spending Plan			
Church Name	Total amount spent for other local church operating expenses	Total amount paid for principal and interest on indebtedness, loans, mortgages, etc.	Total amount paid on capital expenditures for building, improvements, and major equipment purchases	TOTAL AMOUNT PAID BY THE LOCAL CHURCH ON ALL EXPENDITURES	Number of households giving to the local church	Amount received through pledges	Amount received from non-pledging, but identified givers	Amount received from unidentified givers
	62	63	64	65	66	67.a	67.b	67.c
AARON TEMPLE	10,500	-	-	48,795	65	22,000	3,000	-
ANDREWS CHAPEL	1,500	-	-	11,289	14	-	12,676	-
ANTIOCH/BENNETTSVILLE	6,545	-	1,367	37,368	30	30,322	5,361	-
ANTIOCH/CONWAY	7,886	-	864	25,407	15	-	27,769	-
ASBURY	4,800	-	-	19,419	250	-	-	-
AYNOR	46,871	-	-	192,561	152	-	220,197	6,320
BELIN MEMORIAL	262,668	567,597	218,360	2,239,342	838	918,794	342,118	49,769
BEREA	6,121	-	400	21,206	20	-	24,841	2,025
BETHEL/BENNETTSVILLE	15,058	-	-	39,529	16	-	40,065	1,265
BETHEL/GEORGETOWN	7,580	7,903	-	31,205	15	-	47,316	2,434
BETHEL/MARION	8,390	-	-	38,497	22	-	33,640	1,500
BEULAH/DILLON PARISH	2,500	-	-	14,571	10	-	-	-
BEULAH/MULLINS CHARGE	1,800	-	-	18,315	26	-	-	-
BOWLING GREEN	8,449	-	-	39,273	37	-	41	-
BOYKIN	12,791	-	-	30,612	-	-	-	30,166
BROWN CHAPEL	6,400	-	2,000	148,213	-	-	29,330	1,050
BROWN SWAMP	25,988	-	5,386	123,299	80	-	131,739	-
CAMP SWAMP	7,691	-	3,808	48,729	27	-	45,216	3,851
CENTENARY/CONWAY	17,637	-	-	96,349	52	45,063	35,298	3,054
CENTENARY/MARION	3,800	-	-	24,411	16	21,000	5,000	1,000
CENTER	5,335	-	1,289	34,909	25	11,160	5,115	1,570
CENTRAL	2,448	-	8,158	31,293	9	23,452	-	-
CHRIST	216,434	-	32,715	960,425	702	-	844,429	73,167
CHRIST / BENNETTSVILLE	24,855	-	13,509	151,836	67	-	114,409	49,030
DUNCAN MEMORIAL	123,302	-	16,453	544,368	210	388,589	208,472	3,237
EBENEZER/BENNETTSVILLE CR	10,000	-	-	52,021	75	-	30,000	2,000
EBENEZER/LORIS CHARGE	10,916	-	-	29,195	32	-	29,071	2,874
EBENEZER/TATUM	7,257	-	7,009	38,452	26	-	44,463	-
EBENEZER/WALLACE	5,227	-	3,000	32,824	24	32,000	-	-
FIRST/BENNETTSVILLE	66,381	120,000	9,933	385,926	216	180,403	81,974	2,754
FIRST/CONWAY	154,821	-	21,527	509,540	200	252,148	193,421	8,050
FIRST/LORIS	37,683	7,482	19,078	200,337	105	114,430	56,885	5,127
FIRST/MARION	80,741	-	6,374	355,941	246	294,459	55,313	3,818
FIRST/MYRTLE BEACH	341,322	2,565	59,417	1,839,874	585	1,240,108	438,211	32,059

MARION DISTRICT	TABLE NO. 2 STATISTICAL REPORT (continued)				TABLE NO. 3 STATISTICAL REPORT			
	Local Church Expenses (continued)				Received for Annual Budget/Spending Plan			
Church Name	Total amount spent for other local church operating expenses	Total amount paid for principal and interest on indebtedness, loans, mortgages, etc.	Total amount paid on capital expenditures for building, improvements, and major equipment purchases	TOTAL AMOUNT PAID BY THE LOCAL CHURCH ON ALL EXPENDITURES	Number of households giving to the local church	Amount received through pledges	Amount received from non-pledging, but identified givers	Amount received from unidentified givers
	62	63	64	65	66	67.a	67.b	67.c
FLOYDS	4,793	-	-	12,447	-	-	6,064	-
HEAVEN GATE	7,250	-	16,500	44,330	-	-	29,688	2,160
HEBRON/TATUM CHARGE	3,882	-	10,050	32,717	21	-	29,849	1,787
HERBERT MEMORIAL	40,129	17,284	5,452	166,236	102	137,824	25,585	1,121
HOPEWELL/MULLINS	4,687	-	1,040	17,827	10	-	15,914	-
JOSEPH B BETHEA	17,495	12,000	-	66,852	23	-	42,377	12,000
LAKE VIEW	11,839	-	-	37,247	22	-	38,295	-
LATTA	50,489	-	8,000	238,523	86	-	171,748	3,985
LEVEL GREEN	8,000	-	-	42,583	30	-	22,500	1,500
LITTLE RIVER	115,013	297,554	259	839,096	489	400,724	170,766	20,356
MACEDONIA	70,393	-	21,247	382,167	113	-	279,101	4,472
MAIN ST/MCCOLL	28,509	-	-	94,468	60	-	85,477	5,397
MAIN STREET/DILLON	68,326	-	-	325,749	141	210,148	89,775	2,279
MANNING CHAPEL	4,762	-	-	18,090	11	-	17,639	2,719
MCCOYS CHAPEL	15,706	23,644	2,311	77,497	60	-	70,276	-
MT ANDREW	9,019	-	16,200	52,794	17	-	40,609	3,265
NEW EL BETHEL	12,312	-	-	28,523	12	-	38,226	1,371
NEW HOLLY	4,000	3,552	-	19,807	35	-	22	-
NEW HOPE	4,401	-	-	11,845	18	-	8,123	1,755
NICHOLS	15,075	-	116	64,663	34	-	53,621	2,392
OAK GROVE/GEORGETOWN	8,460	-	-	23,413	14	-	23,413	1,610
OAK GROVE/WALLACE	12,701	-	-	28,532	25	-	22,633	5,271
OAKLAND	18,564	-	-	40,064	15	-	38,850	2,500
OLD CLIO	2,938	-	-	15,539	15	-	-	-
OLD GALILEE	1,000	1,050	-	26,417	13	-	-	-
PARNASSUS	4,955	-	-	21,802	22	-	22,876	4,144
PINE GROVE	23,280	-	-	36,346	12	25,849	-	-
PISGAH	13,661	-	-	108,453	67	-	127,538	-
PLEASANT GROVE	4,701	-	-	14,747	17	-	12,768	346
PLEASANT HILL/MULLINS	3,854	-	650	18,850	11	-	14,787	2,000
PLEASANT HILL/WALLACE	13,220	-	945	33,139	12	-	23,183	9,000
POPLAR	13,380	-	23,130	90,608	43	-	57,703	-
REHOBOTH	9,504	-	12,260	78,897	-	-	78,608	4,906
SALEM	17,368	12,000	5,369	79,629	30	-	50,900	6,377

MARION DISTRICT	TABLE NO. 2 STATISTICAL REPORT (continued)				TABLE NO. 3 STATISTICAL REPORT			
	Local Church Expenses (continued)				Received for Annual Budget/Spending Plan			
Church Name	Total amount spent for other local church operating expenses	Total amount paid for principal and interest on indebtedness, loans, mortgages, etc.	Total amount paid on capital expenditures for building, improvements, and major equipment purchases	TOTAL AMOUNT PAID BY THE LOCAL CHURCH ON ALL EXPENDITURES	Number of households giving to the local church	Amount received through pledges	Amount received from non-pledging, but identified givers	Amount received from unidentified givers
	62	63	64	65	66	67.a	67.b	67.c
SAMPIT	2,869	-	-	17,991	9	-	121,425	-
SHILOH/BENNETTSVILE PARISH	2,100	1,400	8,958	27,997	59	-	2,610	300
SHILOH/BENNETTSVILLE	8,106	-	2,117	30,330	17	-	26,984	5,578
SHILOH/MARION	13,020	-	35,564	131,546	71	-	112,888	-
SHILOH/MULLINS CHARGE	1,900	-	-	15,537	25	-	-	-
SMYRNA/BENNETTSVILLE	14,500	-	5,783	66,293	36	-	72,153	8,348
SMYRNA/BENNETTSVILLE	7,534	-	-	24,275	27	-	39,106	764
SOCASTEE	87,403	78,530	26,104	453,910	230	183,479	22,250	153,486
SPRINGVILLE	3,958	-	-	15,951	32	-	18,760	50
ST JAMES	13,805	-	8,958	56,525	-	-	74,568	1,265
ST LUKE	4,000	-	-	24,784	15	-	-	-
ST MICHAEL	7,500	562	-	49,378	138	500	5,125	360
ST PAUL'S WACCAMAW	95,588	66,223	74,933	585,909	278	426,435	111,158	10,562
ST PHILLIP	16,079	4,520	-	47,162	50	-	35,697	-
ST STEPHEN	11,000	-	500	53,539	25	-	600	-
SURFSIDE	119,313	132,960	263,096	962,976	444	447,443	97,743	37,147
TRANQUIL	9,061	-	8,113	56,724	-	-	29,552	3,651
TRINITY / BENNETTSVILLE	19,048	30,075	6,029	141,801	115	-	131,786	-
TRINITY/ANDREWS	46,413	-	22,734	239,574	249	249,323	5,213	384
TRINITY/CLIO	23,768	-	132,137	211,718	54	-	72,566	1,372
TRINITY/CONWAY	109,954	-	19,570	531,419	281	99,236	390,409	5,622
TRINITY/N MYRTLE BEACH	81,260	196,174	-	611,465	337	213,523	122,359	70,711
UNION/CONWAY	23,357	4,524	20,936	204,400	159	-	162,107	11,724
UNION/LAKE VIEW	7,530	-	6,887	28,775	14	-	14,816	-
WAMPEE	8,377	-	6,396	33,529	26	-	26,078	7,000
WAYNE	42,115	8,569	3,856	151,261	67	-	126,878	13,568
ZOAN	7,572	-	2,683	40,188	-	-	31,855	1,239
TOTALS	**2,982,493**	**1,596,168**	**1,209,530**	**16,420,183**	**8,545**	**5,968,412**	**6,668,970**	**721,964**

MARION DISTRICT	TABLE NO. 3 STATISTICAL REPORT (continued)						
	Received for Annual Budget/Spending Plan (continued)					Capital Campaign/Other Designated Projects	
Church Name	Amount received from Interest and Dividends	Amount received through Sale of Church Assets	Amount received through building use fees, contributions, and rentals	Amount received through fundraisers and other sources	Total income for annual budget/spending plan	Capital Campaign	Memorials, Endowments, Bequests
	67.d	67.e	67.f	67.g	67	68.a	68.b
AARON TEMPLE	-	-	-	2,500	27,500	-	-
ANDREWS CHAPEL	-	-	-	-	12,676	-	-
ANTIOCH/BENNETTSVILLE	-	-	-	-	35,683	-	-
ANTIOCH/CONWAY	-	-	-	1,166	28,935	-	-
ASBURY	-	-	-	1,676	1,676	-	-
AYNOR	400	-	-	-	226,917	-	25,124
BELIN MEMORIAL	7,460	-	20,250	-	1,338,391	497,046	67,853
BEREA	-	100	50	-	27,016	-	225
BETHEL/BENNETTSVILLE	325	-	-	-	41,655	-	-
BETHEL/GEORGETOWN	381	-	-	-	50,131	-	1,633
BETHEL/MARION	-	-	-	1,800	36,940	-	-
BEULAH/DILLON PARISH	-	-	-	3,000	3,000	-	-
BEULAH/MULLINS CHARGE	-	-	-	5	5	-	-
BOWLING GREEN	-	-	-	-	41	681	-
BOYKIN	-	-	-	-	30,166	-	1,500
BROWN CHAPEL	-	-	-	6,044	36,424	-	-
BROWN SWAMP	116	-	-	-	131,855	9,967	1,186
CAMP SWAMP	77	-	-	-	49,144	-	3,535
CENTENARY/CONWAY	-	-	287	12,087	95,789	-	200
CENTENARY/MARION	-	-	-	-	27,000	-	1,500
CENTER	914	-	40	-	18,799	-	9,990
CENTRAL	18	-	-	8,915	32,385	-	2,395
CHRIST	3,964	-	32,790	3,052	957,402	8,899	-
CHRIST / BENNETTSVILLE	-	-	-	-	163,439	-	4,000
DUNCAN MEMORIAL	2,096	-	2,000	-	604,394	-	18,000
EBENEZER/BENNETTSVILLE CR	-	-	-	7,000	39,000	-	-
EBENEZER/LORIS CHARGE	-	-	-	-	31,945	2,845	-
EBENEZER/TATUM	7	-	-	-	44,470	-	-
EBENEZER/WALLACE	-	-	-	4,500	36,500	-	-
FIRST/BENNETTSVILLE	5,542	1,200	2,715	-	274,588	22,605	15,400
FIRST/CONWAY	91	-	-	127	453,837	246,541	-
FIRST/LORIS	-	-	-	1,787	178,229	-	5,095
FIRST/MARION	2,584	-	8,118	-	364,292	-	-
FIRST/MYRTLE BEACH	-	-	2,935	-	1,713,313	-	-

MARION DISTRICT	TABLE NO. 3 STATISTICAL REPORT (continued)						
	Received for Annual Budget/Spending Plan (continued)					Capital Campaign/Other Designated Projects	
Church Name	Amount received from Interest and Dividends	Amount received through Sale of Church Assets	Amount received through building use fees, contributions, and rentals	Amount received through fundraisers and other sources	Total income for annual budget/spending plan	Capital Campaign	Memorials, Endowments, Bequests
	67.d	67.e	67.f	67.g	67	68.a	68.b
FLOYDS	-	-	-	-	6,064	-	-
HEAVEN GATE	125	-	-	1,088	33,061	-	-
HEBRON/TATUM CHARGE	-	-	50	-	31,686	-	255
HERBERT MEMORIAL	-	-	-	-	164,530	-	6
HOPEWELL/MULLINS	-	-	-	-	15,914	-	-
JOSEPH B BETHEA	-	-	-	3,593	57,970	-	3
LAKE VIEW	-	-	-	-	38,295	-	-
LATTA	24	-	245	-	176,002	-	5,057
LEVEL GREEN	-	-	-	6,000	30,000	-	-
LITTLE RIVER	167	-	512	-	592,525	293,267	13,436
MACEDONIA	147	-	50	-	283,770	-	42,768
MAIN ST/MCCOLL	243	-	-	-	91,117	101,394	1,397
MAIN STREET/DILLON	88	-	4,764	11,201	318,255	8,237	6,124
MANNING CHAPEL	-	-	1,089	-	21,447	-	225
MCCOYS CHAPEL	20	-	-	-	70,296	-	-
MT ANDREW	5,800	-	-	-	49,674	-	50
NEW EL BETHEL	-	-	-	51,182	90,779	-	175
NEW HOLLY	-	-	-	-	22	-	-
NEW HOPE	-	-	-	-	9,878	-	690
NICHOLS	-	-	-	-	56,013	-	106
OAK GROVE/GEORGETOWN	1,119	-	-	-	26,142	-	1,010
OAK GROVE/WALLACE	21	-	-	-	27,925	-	-
OAKLAND	-	-	-	-	41,350	-	-
OLD CLIO	-	-	-	4,269	4,269	-	-
OLD GALILEE	-	-	-	8,500	8,500	-	-
PARNASSUS	-	-	-	-	27,020	-	-
PINE GROVE	-	-	-	-	25,849	-	1,037
PISGAH	-	-	-	-	127,538	-	-
PLEASANT GROVE	-	-	-	2,531	15,645	-	302
PLEASANT HILL/MULLINS	-	-	-	-	16,787	-	-
PLEASANT HILL/WALLACE	-	-	-	-	32,183	-	-
POPLAR	-	-	-	-	57,703	12,975	1,040
REHOBOTH	1,970	-	-	-	85,484	-	5,520
SALEM	32	-	100	7,531	64,940	-	500

MARION DISTRICT	TABLE NO. 3 STATISTICAL REPORT (continued)						
	Received for Annual Budget/Spending Plan (continued)					Capital Campaign/Other Designated Projects	
Church Name	Amount received from Interest and Dividends	Amount received through Sale of Church Assets	Amount received through building use fees, contributions, and rentals	Amount received through fundraisers and other sources	Total income for annual budget/spending plan	Capital Campaign	Memorials, Endowments, Bequests
	67.d	67.e	67.f	67.g	67	68.a	68.b
SAMPIT	-	-	-	-	121,425	-	500
SHILOH/BENNETTSVILE PARISH	-	-	-	-	2,910	-	-
SHILOH/BENNETTSVILLE	-	-	-	-	32,562	-	-
SHILOH/MARION	458	-	-	-	113,346	-	-
SHILOH/MULLINS CHARGE	3,000	-	-	1,000	4,000	-	-
SMYRNA/BENNETTSVILLE	-	-	-	-	80,501	-	-
SMYRNA/BENNETTSVILLE	-	-	-	-	39,870	-	-
SOCASTEE	-	-	1,140	869	361,224	63,227	6,655
SPRINGVILLE	-	-	-	8,744	27,554	-	-
ST JAMES	138	-	-	23,877	99,848	-	-
ST LUKE	-	-	-	3,200	3,200	-	-
ST MICHAEL	-	-	1,000	500	7,485	-	3,000
ST PAUL'S WACCAMAW	2,369	2,113	4,025	16,244	572,906	645	5,631
ST PHILLIP	20	-	-	10,904	46,621	-	-
ST STEPHEN	-	-	-	4,000	4,600	-	-
SURFSIDE	-	-	8,805	10,835	601,973	360,975	4,025
TRANQUIL	6,489	-	1,555	-	41,247	-	10,545
TRINITY / BENNETTSVILLE	-	-	-	-	131,786	-	-
TRINITY/ANDREWS	16,339	-	400	-	271,659	-	-
TRINITY/CLIO	-	30	-	-	73,968	103,295	26,657
TRINITY/CONWAY	-	33,600	2,945	-	531,812	-	10,866
TRINITY/N MYRTLE BEACH	415	-	6,085	4,273	417,366	143,570	5,436
UNION/CONWAY	701	-	-	-	174,532	11,428	695
UNION/LAKE VIEW	-	-	-	-	14,816	-	-
WAMPEE	-	-	-	844	33,922	-	-
WAYNE	6	-	255	-	140,707	8,091	190
ZOAN	91	-	30	-	33,215	-	674
TOTALS	**63,757**	**37,043**	**102,235**	**234,844**	**13,797,225**	**1,895,688**	**312,211**

MARION DISTRICT	TABLE NO. 3 STATISTICAL REPORT (continued)						
	Capital Campaign and Other Designated Projects			Institutional Support			
Church Name	Other Sources & Projects	Amount received for Special Sundays, General Advance Specials, World Service Specials, Conference Advance Specials and other forms of directed benevolent (charitable) giving	Total income for designated causes including capital campaign and other special projects	Equitable Compensation Funds	Advanced Special, apportioned and connectional funds received by church	Other grants and financial support from institutional sources	Total income from connectional and other institutional sources outside the local church
	68.c	68.d	68	69.a	69.b	69.c	69
AARON TEMPLE	-	175	175	-	-	-	-
ANDREWS CHAPEL	-	-	-	-	-	-	-
ANTIOCH/BENNETTSVILLE	-	-	-	-	-	-	-
ANTIOCH/CONWAY	-	700	700	-	-	-	-
ASBURY	-	-	-	-	-	-	-
AYNOR	-	-	25,124	-	-	-	-
BELIN MEMORIAL	-	285,842	850,741	-	-	-	-
BEREA	-	181	406	-	-	-	-
BETHEL/BENNETTSVILLE	-	-	-	1,703	-	-	1,703
BETHEL/GEORGETOWN	-	-	1,633	-	-	-	-
BETHEL/MARION	-	-	-	-	-	-	-
BEULAH/DILLON PARISH	-	-	-	-	-	-	-
BEULAH/MULLINS CHARGE	-	-	-	-	-	-	-
BOWLING GREEN	-	-	681	-	-	-	-
BOYKIN	-	-	1,500	-	-	-	-
BROWN CHAPEL	-	-	-	-	-	-	-
BROWN SWAMP	-	2,862	14,015	-	-	-	-
CAMP SWAMP	15,489	-	19,024	5,625	-	-	5,625
CENTENARY/CONWAY	-	217	417	-	-	-	-
CENTENARY/MARION	-	-	1,500	-	-	-	-
CENTER	-	-	9,990	-	-	-	-
CENTRAL	-	-	2,395	-	-	-	-
CHRIST	-	-	8,899	-	-	-	-
CHRIST / BENNETTSVILLE	-	-	4,000	-	-	-	-
DUNCAN MEMORIAL	-	-	18,000	-	-	-	-
EBENEZER/BENNETTSVILLE CR	-	-	-	-	-	-	-
EBENEZER/LORIS CHARGE	-	725	3,570	-	-	-	-
EBENEZER/TATUM	-	550	550	-	-	-	-
EBENEZER/WALLACE	-	-	-	-	-	-	-
FIRST/BENNETTSVILLE	10,000	-	48,005	-	-	-	-
FIRST/CONWAY	-	13,539	260,080	-	-	-	-
FIRST/LORIS	-	-	5,095	-	-	-	-
FIRST/MARION	-	5,937	5,937	-	800	-	800
FIRST/MYRTLE BEACH	-	-	-	-	-	-	-

MARION DISTRICT	TABLE NO. 3 STATISTICAL REPORT (continued)						
	Capital Campaign and Other Designated Projects			Institutional Support			
Church Name	Other Sources & Projects	Amount received for Special Sundays, General Advance Specials, World Service Specials, Conference Advance Specials and other forms of directed benevolent (charitable) giving	Total income for designated causes including capital campaign and other special projects	Equitable Compensation Funds	Advanced Special, apportioned and connectional funds received by church	Other grants and financial support from institutional sources	Total income from connectional and other institutional sources outside the local church
	68.c	68.d	68	69.a	69.b	69.c	69
FLOYDS	-	-	-	-	-	-	-
HEAVEN GATE	-	-	-	-	-	-	-
HEBRON/TATUM CHARGE	-	-	255	-	-	-	-
HERBERT MEMORIAL	4,081	-	4,087	-	-	-	-
HOPEWELL/MULLINS	-	-	-	-	-	-	-
JOSEPH B BETHEA	-	-	3	-	-	-	-
LAKE VIEW	-	-	-	-	-	-	-
LATTA	-	3,902	8,959	-	-	-	-
LEVEL GREEN	-	100	100	-	-	-	-
LITTLE RIVER	-	6,336	313,039	-	-	-	-
MACEDONIA	25,813	18,453	87,034	-	-	-	-
MAIN ST/MCCOLL	-	2,643	105,434	-	-	-	-
MAIN STREET/DILLON	19,373	2,239	35,973	-	-	-	-
MANNING CHAPEL	-	-	225	-	-	-	-
MCCOYS CHAPEL	-	-	-	-	-	-	-
MT ANDREW	-	584	634	-	-	-	-
NEW EL BETHEL	-	-	175	-	-	-	-
NEW HOLLY	-	-	-	-	-	-	-
NEW HOPE	-	-	690	-	-	-	-
NICHOLS	-	-	106	-	-	-	-
OAK GROVE/GEORGETOWN	285	-	1,295	-	-	-	-
OAK GROVE/WALLACE	-	-	-	-	-	-	-
OAKLAND	-	-	-	-	-	-	-
OLD CLIO	-	-	-	-	-	-	-
OLD GALILEE	-	200	200	1,380	-	-	1,380
PARNASSUS	-	-	-	-	-	-	-
PINE GROVE	-	100	1,137	-	-	-	-
PISGAH	-	-	-	-	-	-	-
PLEASANT GROVE	-	-	302	-	-	-	-
PLEASANT HILL/MULLINS	650	650	1,300	-	-	-	-
PLEASANT HILL/WALLACE	36,009	453	36,462	-	-	-	-
POPLAR	-	6,105	20,120	-	-	-	-
REHOBOTH	-	-	5,520	-	-	-	-
SALEM	-	-	500	-	-	-	-

MARION DISTRICT	TABLE NO. 3 STATISTICAL REPORT (continued)						
	Capital Campaign and Other Designated Projects			Institutional Support			
Church Name	Other Sources & Projects	Amount received for Special Sundays, General Advance Specials, World Service Specials, Conference Advance Specials and other forms of directed benevolent (charitable) giving	Total income for designated causes including capital campaign and other special projects	Equitable Compensation Funds	Advanced Special, apportioned and connectional funds received by church	Other grants and financial support from institutional sources	Total income from connectional and other institutional sources outside the local church
	68.c	68.d	68	69.a	69.b	69.c	69
SAMPIT	-	-	500	-	-	-	-
SHILOH/BENNETTSVILE PARISH	-	-	-	-	-	-	-
SHILOH/BENNETTSVILLE	-	-	-	-	-	-	-
SHILOH/MARION	-	-	-	-	-	-	-
SHILOH/MULLINS CHARGE	-	-	-	-	-	-	-
SMYRNA/BENNETTSVILLE	-	-	-	-	-	-	-
SMYRNA/BENNETTSVILLE	-	100	100	2,640	-	-	2,640
SOCASTEE	27,450	3,924	101,256	-	-	-	-
SPRINGVILLE	-	-	-	-	-	-	-
ST JAMES	-	-	-	-	-	-	-
ST LUKE	-	-	-	-	-	-	-
ST MICHAEL	-	100	3,100	-	-	-	-
ST PAUL'S WACCAMAW	-	8,460	14,736	-	-	-	-
ST PHILLIP	-	355	355	-	-	-	-
ST STEPHEN	-	50	50	-	-	-	-
SURFSIDE	-	12,611	377,611	-	-	-	-
TRANQUIL	-	4,355	14,900	-	-	-	-
TRINITY / BENNETTSVILLE	-	-	-	-	-	-	-
TRINITY/ANDREWS	-	-	-	-	-	-	-
TRINITY/CLIO	5,607	545	136,104	-	-	-	-
TRINITY/CONWAY	-	4,775	15,641	-	-	-	-
TRINITY/N MYRTLE BEACH	-	-	149,006	-	-	-	-
UNION/CONWAY	7,559	1,657	21,339	-	-	-	-
UNION/LAKE VIEW	-	-	-	-	-	-	-
WAMPEE	-	-	-	-	-	-	-
WAYNE	-	-	8,281	-	-	-	-
ZOAN	-	845	1,519	-	-	-	-
TOTALS	**152,316**	**390,270**	**2,750,485**	**11,348**	**800**	**-**	**12,148**

ORANGEBURG DISTRICT	TABLE NO. 1 STATISTICAL REPORT															
	Church Membership															
Church Name	Total Professing Members at Close of last year	Received this year on Profession of Christian Faith	Restored by affirmation	Correct previous year's reporting errors of total professing membership numbers by addition	Transferred in from other United Methodist Churches	Transferred in from non-United Methodist churches	Removed by Charge Conference Action	Withdrawn from Professing Membership	Correct previous year's reporting errors of total professing membership numbers by subtraction	Transferred out to other United Methodist Churches	Transferred out to non-United Methodist Churches	Removed by death	Total Professing Members at close of this year	Asian	African American/Black	Hispanic/Latino
	1	2.a	2.b	2.c	3	4	5.a	5.b	5.c	6	7	8	9	9.a	9.b	9.c
ANDREW CHAPEL	159	-	-	-	-	-	-	-	-	-	-	2	157	-	-	-
BARNWELL	494	9	-	-	-	-	-	-	-	4	2	3	494	-	-	-
BETHEL PARK	179	-	-	-	1	-	-	-	-	1	-	2	177	-	-	-
BETHEL/BAMBERG	47	-	-	-	-	-	-	-	-	-	-	1	46	-	46	-
BETHEL/JACKSON	177	-	-	-	2	3	-	-	10	3	2	2	165	-	-	-
BETHEL/PELION	127	3	1	-	-	4	-	-	-	-	-	2	133	-	1	1
BETHEL/ROWESVILLE	65	-	-	-	-	-	-	-	-	-	-	1	64	-	-	-
BETHLEHEM	129	-	-	-	3	5	-	-	-	-	-	-	137	-	136	-
BEULAH	222	6	-	-	11	4	-	-	-	-	2	2	239	-	-	-
BLACKVILLE	46	-	-	-	-	2	-	-	-	-	-	-	48	-	-	-
BRANCHVILLE	172	-	-	-	-	-	-	-	-	-	-	3	169	-	-	-
CALVARY/SWANSEA	203	-	-	-	1	1	-	-	-	-	-	3	202	1	-	-
CAMERON	21	-	-	1	-	-	-	-	-	-	-	3	19	-	-	-
CANAAN/COPE	260	-	-	-	-	-	-	-	-	-	-	2	258	-	258	-
CATTLE CREEK	51	-	-	-	-	-	-	-	-	-	-	1	50	-	-	-
CEDAR GROVE	124	1	-	-	-	-	-	-	-	-	-	2	123	-	122	-
CENTRAL	62	1	-	-	-	-	-	-	-	-	-	2	61	-	61	-
CHARLES WESLEY	60	-	-	-	-	-	-	2	7	2	-	-	49	-	-	-
CLAFLIN	34	-	-	-	-	-	-	-	-	-	-	1	33	-	33	-
CLINTON	164	7	-	-	1	-	-	-	-	-	-	3	169	-	-	-
EAST BETHEL	14	-	-	-	-	-	-	-	-	-	-	-	14	-	-	-
EBENEZER/BOWMAN	84	-	-	-	-	-	-	-	-	1	-	2	81	-	-	-
EBENEZER/ORANGE CIR	157	6	-	-	-	-	-	-	-	-	1	2	160	-	-	-
EDISTO FORK	1,573	28	-	-	-	3	-	-	-	-	-	10	1,594	-	1,583	8
ELLOREE	181	2	-	-	6	3	-	-	-	-	1	5	186	-	-	-
EUTAWVILLE	150	3	-	-	-	-	-	-	-	5	-	6	142	-	-	-
FOREST CHAPEL	77	-	-	-	-	1	-	-	-	-	-	-	78	-	78	-
FRANKLIN	179	3	-	-	-	-	-	-	-	-	-	2	180	-	-	-
GERIZIM	51	-	-	-	2	-	-	-	-	-	-	2	51	-	-	-
HOLLY HILL	350	-	-	2	1	2	-	9	-	6	6	6	328	-	-	-
JERICHO	112	-	-	-	-	-	-	-	-	-	-	1	111	-	-	-
JERUSALEM	266	2	-	-	-	-	-	-	-	-	-	3	265	-	-	-
KEARSE	17	-	-	-	-	-	-	-	-	-	-	-	17	-	-	-
LEBANON	145	-	-	-	3	2	-	-	-	3	2	2	143	-	-	-

ORANGEBURG DISTRICT	TABLE NO. 1 STATISTICAL REPORT															
	Church Membership															
Church Name	Total Professing Members at Close of last year	Received this year on Profession of Christian Faith	Restored by affirmation	Correct previous year's reporting errors of total professing membership numbers by addition	Transferred in from other United Methodist Churches	Transferred in from non-United Methodist churches	Removed by Charge Conference Action	Withdrawn from Professing Membership	Correct previous year's reporting errors of total professing membership numbers by subtraction	Transferred out to other United Methodist Churches	Transferred out to non-United Methodist Churches	Removed by death	Total Professing Members at close of this year	Asian	African American/Black	Hispanic/Latino
	1	2.a	2.b	2.c	3	4	5.a	5.b	5.c	6	7	8	9	9.a	9.b	9.c
LIMESTONE	55	-	-	-	-	-	-	-	-	-	-	2	53	-	-	-
LIVINGSTON	190	3	-	-	-	-	-	-	-	-	-	-	193	-	-	-
MAIN STREET/BAMBERG	72	-	-	-	-	-	-	-	-	-	-	-	72	-	-	-
MAYES CHAPEL	85	6	-	5	-	-	10	-	-	-	-	1	85	-	-	-
MIZPAH	12	-	-	-	-	-	-	-	-	-	-	-	12	-	-	-
MT CARMEL	316	-	-	-	2	-	-	-	-	-	-	2	316	-	316	-
MT NEBO	74	-	-	-	-	-	-	-	-	-	-	-	74	-	74	-
MT ZION/BAMBERG CIR	145	-	-	-	-	-	-	-	-	-	-	5	140	-	140	-
MT ZION/SANDY RUN	114	1	-	-	-	-	-	-	-	-	-	2	113	-	-	-
NEESES	34	-	-	-	-	-	-	-	-	-	-	4	30	-	-	-
NEW BEGINNING	240	2	-	-	-	-	-	-	-	-	-	3	239	-	239	-
NEW COVENANT	521	-	-	-	-	-	-	-	-	-	-	-	521	-	-	-
NEW HOPE	56	-	-	-	-	-	-	-	-	-	-	2	54	-	-	-
NEW LIGHT	381	1	-	-	-	-	-	-	-	-	-	7	375	-	375	-
NORTH	208	-	-	-	-	-	-	-	-	2	-	4	202	2	1	-
NORTH ORANGEBURG	919	29	2	-	-	-	-	-	-	-	7	8	935	-	345	-
OAK GROVE	41	-	-	-	-	-	-	-	-	-	-	-	41	-	-	-
ORANGE GROVE	107	-	-	-	-	-	-	-	-	-	-	-	107	-	100	-
PELION	291	8	-	-	-	-	-	-	-	-	-	-	299	-	-	2
PINE HILL	89	3	-	-	3	1	-	-	-	-	-	1	95	-	-	-
PINEVILLE	200	6	-	-	-	1	-	-	-	-	-	1	206	-	206	-
PLEASANT HILL	75	-	-	-	2	2	-	-	-	-	-	3	76	-	-	-
PROSPECT	155	-	-	-	-	-	-	-	-	1	-	2	152	-	152	-
PROVIDENCE/HOLLY HILL	257	5	-	-	-	2	-	-	-	-	1	5	258	1	-	-
SALEM	37	-	-	-	-	-	-	-	-	-	-	-	37	-	-	-
SALLEY	13	-	-	-	-	-	-	-	-	-	-	-	13	-	-	-
SHADY GROVE	72	-	-	-	-	-	-	-	-	2	-	-	70	-	-	-
SHARON	129	3	-	-	-	-	-	-	-	-	-	-	132	-	-	-
SILAS	140	2	-	-	-	1	-	-	-	-	-	-	143	-	138	-
SILOAM	53	-	-	-	-	-	-	-	-	-	-	2	51	-	-	-
SPRINGFIELD	65	-	-	-	-	1	-	-	-	-	-	-	66	-	-	-
ST ANDREWS	534	14	-	-	1	9	-	-	-	6	2	12	538	-	-	-
ST JOHN/AIKEN	1,607	30	-	-	28	18	12	4	-	13	8	23	1,623	10	11	-
ST JOHN/NORWAY	119	1	-	1	2	-	-	-	-	-	1	-	122	-	-	-

ORANGEBURG DISTRICT	TABLE NO. 1 STATISTICAL REPORT															
	Church Membership															
Church Name	Total Professing Members at Close of last year	Received this year on Profession of Christian Faith	Restored by affirmation	Correct previous year's reporting errors of total professing membership numbers by addition	Transferred in from other United Methodist Churches	Transferred in from non-United Methodist churches	Removed by Charge Conference Action	Withdrawn from Professing Membership	Correct previous year's reporting errors of total professing membership numbers by subtraction	Transferred out to other United Methodist Churches	Transferred out to non-United Methodist Churches	Removed by death	Total Professing Members at close of this year	Asian	African American/Black	Hispanic/Latino
	1	2.a	2.b	2.c	3	4	5.a	5.b	5.c	6	7	8	9	9.a	9.b	9.c
ST JOHN/ORANGE CIR	36	-	-	-	-	-	-	-	-	-	1	2	33	-	-	-
ST JOHN/ORANGEBURG	75	-	-	-	1	-	-	-	-	1	-	2	73	-	-	-
ST JOHN/ORANGEBURG CR	86	-	-	-	-	-	-	-	-	-	-	-	86	-	86	-
ST MARK	537	21	-	-	-	3	-	-	-	-	-	3	558	-	558	-
ST PAUL/NEW ELLENTON	247	-	-	-	-	-	-	-	-	4	-	5	238	1	-	3
ST PAUL/ST MATTHEWS	331	-	-	-	-	-	-	-	-	4	3	6	318	-	-	-
ST PAUL'S/ORANGEBURG	621	2	-	-	4	6	6	4	3	7	7	12	594	-	3	5
ST STEPHEN/BOWMAN	187	1	-	-	-	1	-	-	-	-	-	3	186	-	186	-
ST STEPHEN/ORANGEBURG	247	1	-	-	1	1	-	-	-	-	-	1	249	-	249	-
SWANSEA	201	-	-	-	-	-	-	-	-	-	3	1	197	-	-	-
TARGET	153	3	-	-	1	-	-	-	-	-	-	1	156	-	-	-
TRINITY/AIKEN	462	12	-	-	6	17	-	-	-	1	2	5	489	3	4	-
TRINITY/BAMBERG	299	7	1	-	1	2	-	-	-	2	-	8	300	-	-	-
TRINITY/ORANGE CIR	43	-	-	-	-	-	-	1	-	-	-	-	42	-	-	-
TRINITY/ORANGEBURG	584	9	-	-	3	11	-	-	-	-	-	10	597	-	-	-
UNION	82	3	-	-	-	-	-	-	-	-	-	-	85	-	-	-
WAGENER	140	-	-	-	-	1	-	-	-	-	2	1	138	-	-	-
WESLEY	91	1	-	-	1	-	-	-	-	-	1	1	91	-	91	-
WESLEY CHAPEL/CALHOUN	103	2	-	-	-	-	-	-	-	-	-	-	105	-	-	-
WESLEY CHAPEL/JACKSON	104	-	-	2	3	-	-	-	-	2	1	2	104	-	-	1
WESLEY GROVE	98	1	-	-	-	-	-	-	2	3	-	1	93	-	-	-
WEST BETHEL	136	-	-	-	-	-	-	-	-	-	-	2	134	-	-	-
WHITE HOUSE	123	-	-	-	-	-	-	-	-	-	-	1	122	-	-	-
WIGHTMAN	99	3	-	-	1	-	-	-	-	-	-	1	102	-	-	-
WILLISTON	189	3	-	-	3	-	1	-	-	1	1	3	189	-	-	-
TOTALS	**18,832**	**254**	**4**	**11**	**94**	**107**	**29**	**20**	**22**	**74**	**56**	**236**	**18,865**	**18**	**5,592**	**20**

ORANGEBURG DISTRICT	TABLE NO. 1 STATISTICAL REPORT (continued)													
	Church Membership (continued)											Christian Formation Groups		
Church Name	Native American	Pacific Islander	White	Multi-Racial	Females	Males	Average attendance at all weekly worship services	Number of persons baptized this year (all ages)	Total Baptized Members who have not become Professing Members	Number of other constituents	Total enrolled in confirmation classes This Year	Number of Children in all Christian formation groups and other small group ministries 0-11	Number of Youth in all Christian formation groups and other small group ministries 12-18	Number of Young Adults in all Christian formation groups and other small group ministries 19-30
	9.d	9.e	9.f	9.g	9.h	9.i	10	11	12	13	14	15	16	17
ANDREW CHAPEL	-	-	-	-	84	73	68	4	24	-	-	9	7	-
BARNWELL	-	-	494	-	301	193	108	4	8	-	8	-	-	-
BETHEL PARK	-	-	177	-	93	84	70	1	-	1	-	6	5	18
BETHEL/BAMBERG	-	-	-	-	29	17	40	-	-	10	-	5	2	-
BETHEL/JACKSON	-	-	165	-	93	72	54	4	5	10	-	8	-	-
BETHEL/PELION	3	-	128	-	87	46	58	4	11	-	-	4	6	-
BETHEL/ROWESVILLE	-	-	-	-	36	28	40	-	-	9	-	9	-	11
BETHLEHEM	-	-	1	-	69	68	102	-	-	-	-	6	8	23
BEULAH	-	-	239	-	130	109	190	8	7	27	6	42	20	5
BLACKVILLE	-	-	48	-	25	23	20	1	1	-	-	3	-	-
BRANCHVILLE	-	-	169	-	102	67	25	-	-	-	-	-	-	-
CALVARY/SWANSEA	-	-	201	-	103	99	91	1	19	-	3	5	2	5
CAMERON	-	-	19	-	12	7	6	-	2	4	-	-	-	-
CANAAN/COPE	-	-	-	-	200	58	140	1	-	35	-	35	35	35
CATTLE CREEK	-	-	-	-	24	26	35	-	-	4	-	10	6	6
CEDAR GROVE	-	-	-	-	97	26	55	-	-	-	-	-	-	-
CENTRAL	-	-	-	-	33	28	35	-	3	5	1	-	1	8
CHARLES WESLEY	-	-	49	-	37	12	26	-	-	-	-	-	-	-
CLAFLIN	-	-	-	-	23	10	20	-	-	-	-	-	5	3
CLINTON	-	-	169	-	101	68	77	4	11	6	7	10	8	16
EAST BETHEL	-	-	14	-	8	6	18	-	-	4	-	-	1	-
EBENEZER/BOWMAN	-	-	81	-	50	31	45	1	1	4	-	8	2	8
EBENEZER/ORANGE CIR	-	-	-	-	89	71	41	5	-	-	-	-	-	-
EDISTO FORK	-	-	3	-	1,069	525	691	6	16	47	17	97	99	102
ELLOREE	-	-	186	-	101	85	70	-	5	16	1	1	5	-
EUTAWVILLE	-	-	-	-	82	60	38	-	-	-	-	-	-	-
FOREST CHAPEL	-	-	-	-	49	29	35	-	-	-	-	-	-	-
FRANKLIN	-	-	-	-	140	40	100	-	-	6	-	9	6	-
GERIZIM	-	-	51	-	29	22	19	-	-	-	-	-	-	-
HOLLY HILL	-	-	328	-	174	154	108	-	43	3	-	26	14	18
JERICHO	-	-	111	-	53	58	68	-	27	16	-	11	6	12
JERUSALEM	-	-	264	1	143	122	60	-	3	14	2	8	7	-
KEARSE	-	-	17	-	8	9	12	-	-	-	-	-	-	-
LEBANON	-	2	141	-	78	65	74	-	-	20	-	10	5	10

ORANGEBURG DISTRICT	TABLE NO. 1 STATISTICAL REPORT (continued)													
	Church Membership (continued)											Christian Formation Groups		
Church Name	Native American	Pacific Islander	White	Multi-Racial	Females	Males	Average attendance at all weekly worship services	Number of persons baptized this year (all ages)	Total Baptized Members who have not become Professing Members	Number of other constituents	Total enrolled in confirmation classes This Year	Number of Children in all Christian formation groups and other small group ministries 0-11	Number of Youth in all Christian formation groups and other small group ministries 12-18	Number of Young Adults in all Christian formation groups and other small group ministries 19-30
	9.d	9.e	9.f	9.g	9.h	9.i	10	11	12	13	14	15	16	17
LIMESTONE	-	-	53	-	29	24	20	-	-	-	-	-	-	-
LIVINGSTON	-	-	193	-	114	79	65	1	58	20	-	18	11	-
MAIN STREET/BAMBERG	-	-	72	-	39	33	35	-	-	7	-	-	-	-
MAYES CHAPEL	-	-	-	-	47	38	33	2	4	-	6	-	6	-
MIZPAH	-	-	12	-	6	6	6	-	-	-	-	-	-	-
MT CARMEL	-	-	-	-	198	118	100	1	1	8	-	21	26	18
MT NEBO	-	-	-	-	48	26	65	-	-	-	-	10	5	12
MT ZION/BAMBERG CIR	-	-	-	-	98	42	75	-	-	6	-	20	12	16
MT ZION/SANDY RUN	-	-	113	-	61	52	20	1	-	-	-	12	12	-
NEESES	-	-	30	-	18	12	14	-	-	-	-	-	-	-
NEW BEGINNING	-	-	-	-	168	71	100	2	2	-	5	55	35	10
NEW COVENANT	-	-	-	-	300	221	-	-	-	-	-	-	-	-
NEW HOPE	-	-	54	-	32	22	11	-	-	-	-	-	-	-
NEW LIGHT	-	-	-	-	285	90	117	2	10	4	2	25	20	15
NORTH	-	-	199	-	134	68	50	-	-	-	-	5	5	3
NORTH ORANGEBURG	-	-	-	-	750	185	345	3	-	45	31	40	12	20
OAK GROVE	-	-	41	-	23	18	11	1	1	-	-	-	-	-
ORANGE GROVE	-	-	-	-	76	31	60	-	-	-	-	20	10	8
PELION	-	4	288	-	168	131	79	4	15	-	5	12	-	18
PINE HILL	-	-	95	-	51	44	52	2	15	30	-	8	6	5
PINEVILLE	-	-	-	-	106	100	94	6	12	5	6	15	19	7
PLEASANT HILL	-	-	76	-	46	30	25	-	-	-	-	6	4	-
PROSPECT	-	-	-	-	83	69	39	1	1	-	-	-	-	3
PROVIDENCE/HOLLY HILL	-	-	258	-	151	107	110	-	6	4	5	12	6	2
SALEM	-	-	37	-	20	17	10	-	-	-	-	-	-	-
SALLEY	-	-	13	-	8	5	15	-	-	-	-	-	-	-
SHADY GROVE	-	-	70	-	37	33	40	2	6	5	-	6	2	2
SHARON	-	-	132	-	86	46	39	4	9	-	-	10	14	-
SILAS	-	-	2	-	81	62	115	9	8	-	-	26	12	10
SILOAM	-	-	51	-	36	15	15	-	-	10	-	-	-	-
SPRINGFIELD	-	-	66	-	45	21	20	-	-	-	-	-	-	-
ST ANDREWS	-	-	538	-	355	183	137	2	21	46	6	15	30	-
ST JOHN/AIKEN	-	-	1,602	-	886	737	646	21	251	44	20	245	85	30
ST JOHN/NORWAY	-	-	122	-	67	55	47	-	10	23	-	9	7	1

ORANGEBURG DISTRICT	TABLE NO. 1 STATISTICAL REPORT (continued)													
	Church Membership (continued)											Christian Formation Groups		
Church Name	Native American	Pacific Islander	White	Multi-Racial	Females	Males	Average attendance at all weekly worship services	Number of persons baptized this year (all ages)	Total Baptized Members who have not become Professing Members	Number of other constituents	Total enrolled in confirmation classes This Year	Number of Children in all Christian formation groups and other small group ministries 0-11	Number of Youth in all Christian formation groups and other small group ministries 12-18	Number of Young Adults in all Christian formation groups and other small group ministries 19-30
	9.d	9.e	9.f	9.g	9.h	9.i	10	11	12	13	14	15	16	17
ST JOHN/ORANGE CIR	-	-	33	-	18	15	9	-	-	6	-	2	-	-
ST JOHN/ORANGEBURG	-	-	73	-	43	30	30	-	16	3	-	5	1	2
ST JOHN/ORANGEBURG CR	-	-	-	-	29	57	60	-	-	-	-	27	22	24
ST MARK	-	-	-	-	330	228	290	16	75	7	18	47	65	26
ST PAUL/NEW ELLENTON	-	-	232	2	130	108	97	1	16	56	-	11	2	-
ST PAUL/ST MATTHEWS	-	-	318	-	184	134	79	1	51	47	-	85	7	12
ST PAUL'S/ORANGEBURG	-	-	586	-	334	260	199	3	15	20	-	16	5	2
ST STEPHEN/BOWMAN	-	-	-	-	115	71	73	4	38	-	-	11	8	-
ST STEPHEN/ORANGEBURG	-	-	-	-	173	76	133	1	-	-	-	12	5	13
SWANSEA	-	-	-	197	104	93	55	-	-	-	-	8	8	-
TARGET	-	-	156	-	87	69	49	-	-	-	3	7	3	1
TRINITY/AIKEN	-	-	478	4	278	211	234	7	48	97	7	25	30	13
TRINITY/BAMBERG	-	-	300	-	175	125	123	5	2	71	7	70	12	16
TRINITY/ORANGE CIR	-	-	42	-	16	26	11	-	-	-	-	-	-	-
TRINITY/ORANGEBURG	-	-	-	-	415	182	225	4	64	55	9	71	17	9
UNION	-	-	85	-	51	34	30	-	9	8	-	15	4	5
WAGENER	-	-	138	-	104	34	55	-	-	-	-	5	1	-
WESLEY	-	-	-	-	66	25	60	1	1	6	-	-	8	-
WESLEY CHAPEL/CALHOUN	-	-	105	-	54	51	46	1	8	-	-	3	3	-
WESLEY CHAPEL/JACKSON	-	-	102	1	58	46	32	-	-	8	-	3	5	-
WESLEY GROVE	-	-	93	-	56	37	30	1	6	9	-	10	8	6
WEST BETHEL	-	-	134	-	75	59	44	-	-	-	-	2	9	-
WHITE HOUSE	-	-	122	-	70	52	45	-	-	-	-	-	4	-
WIGHTMAN	-	-	102	-	65	37	40	1	1	3	-	-	3	6
WILLISTON	3	-	186	-	115	74	65	4	4	5	2	9	6	1
TOTALS	**6**	**6**	**10,457**	**205**	**11,549**	**7,316**	**7,363**	**158**	**970**	**899**	**177**	**1,356**	**825**	**596**

ORANGEBURG DISTRICT	TABLE NO 1 STATISTICAL REPORT (continued)									
	Christian Formation Groups (continued)								UMMen	
Church Name	Number of Other Adults in all Christian formation groups and other small group ministries 31 and older	Total Christian formation participants	Average weekly attendance (all ages) in Sunday Church school	Number of persons (all ages) active in covenant discipleship groups	Number of participants in Vacation Bible School	Number of ongoing classes (all ages) for learning in Sunday Church School	Number of ongoing classes for learning (all ages) other than Sunday Church School	Number of short-term classes and groups (all ages) for learning	Membership in United Methodist Men	Amount Paid for Projects UMM
	18	19	20	21	22	23	24	25	26	27
ANDREW CHAPEL	15	31	23	-	-	-	-	2	-	-
BARNWELL	-	-	24	16	2	5	-	1	-	-
BETHEL PARK	46	75	40	-	83	6	1	-	26	2,663
BETHEL/BAMBERG	12	19	10	10	18	2	1	-	7	1,500
BETHEL/JACKSON	35	43	23	-	-	3	-	1	8	918
BETHEL/PELION	40	50	25	15	20	3	4	2	11	903
BETHEL/ROWESVILLE	20	40	-	-	-	-	-	-	-	-
BETHLEHEM	17	54	9	-	123	3	1	-	68	456
BEULAH	65	132	44	11	75	7	3	-	15	300
BLACKVILLE	2	5	9	9	-	9	-	-	-	-
BRANCHVILLE	-	-	15	-	30	-	-	-	-	-
CALVARY/SWANSEA	14	26	17	12	66	5	5	1	3	944
CAMERON	2	2	-	2	-	-	-	2	-	-
CANAAN/COPE	25	130	25	25	25	25	3	1	2	25
CATTLE CREEK	10	32	-	-	45	2	-	1	-	-
CEDAR GROVE	-	-	19	-	47	3	-	-	-	-
CENTRAL	2	11	15	-	15	-	-	-	12	-
CHARLES WESLEY	18	18	26	12	-	2	1	1	5	50
CLAFLIN	10	18	8	-	-	-	-	-	7	-
CLINTON	12	46	43	-	75	7	2	2	12	250
EAST BETHEL	-	1	-	-	1	-	-	-	-	-
EBENEZER/BOWMAN	40	58	35	-	8	3	-	-	-	-
EBENEZER/ORANGE CIR	-	-	-	31	16	2	-	1	-	-
EDISTO FORK	374	672	191	58	203	7	13	6	159	4,100
ELLOREE	20	26	20	-	100	2	5	2	-	-
EUTAWVILLE	15	15	12	-	-	1	-	1	12	775
FOREST CHAPEL	-	-	15	-	-	2	-	-	-	-
FRANKLIN	12	27	27	91	103	2	1	1	20	524
GERIZIM	-	-	-	-	-	-	-	-	-	-
HOLLY HILL	47	105	58	-	92	8	1	5	30	1,004
JERICHO	16	45	42	6	6	5	-	2	-	-
JERUSALEM	35	50	25	-	100	4	2	6	25	250
KEARSE	-	-	-	-	-	-	-	-	-	-
LEBANON	40	65	45	10	31	8	1	2	18	365

ORANGEBURG DISTRICT	TABLE NO 1 STATISTICAL REPORT (continued)									
	Christian Formation Groups (continued)							UMMen		
Church Name	Number of Other Adults in all Christian formation groups and other small group ministries 31 and older	Total Christian formation participants	Average weekly attendance (all ages) in Sunday Church school	Number of persons (all ages) active in covenant discipleship groups	Number of participants in Vacation Bible School	Number of ongoing classes (all ages) for learning in Sunday Church School	Number of ongoing classes for learning (all ages) other than Sunday Church School	Number of short-term classes and groups (all ages) for learning	Membership in United Methodist Men	Amount Paid for Projects UMM
	18	19	20	21	22	23	24	25	26	27
LIMESTONE	-	-	-	-	-	1	-	-	-	-
LIVINGSTON	27	56	33	-	40	5	1	2	25	2,240
MAIN STREET/BAMBERG	-	-	25	-	28	-	-	20	8	200
MAYES CHAPEL	14	20	20	-	80	2	1	1	19	-
MIZPAH	-	-	-	-	-	-	-	-	-	-
MT CARMEL	25	90	45	-	150	6	1	1	17	1,000
MT NEBO	8	35	22	-	56	2	1	-	11	200
MT ZION/BAMBERG CIR	-	48	21	7	73	2	2	10	20	500
MT ZION/SANDY RUN	12	36	15	-	50	4	2	-	-	-
NEESES	-	-	-	-	-	-	-	-	-	-
NEW BEGINNING	130	230	28	-	35	3	1	8	18	-
NEW COVENANT	-	-	-	-	-	-	-	-	-	-
NEW HOPE	4	4	-	-	-	-	-	1	-	-
NEW LIGHT	50	110	15	15	130	8	7	4	23	-
NORTH	2	15	28	-	31	28	-	-	36	200
NORTH ORANGEBURG	22	94	20	30	215	3	2	3	40	3,800
OAK GROVE	-	-	-	-	-	-	-	-	-	-
ORANGE GROVE	15	53	5	12	70	5	2	1	15	230
PELION	9	39	27	-	39	-	-	-	-	-
PINE HILL	15	34	19	-	34	4	1	2	-	-
PINEVILLE	21	62	16	30	65	4	2	2	37	750
PLEASANT HILL	-	10	-	-	15	12	-	-	-	-
PROSPECT	15	18	15	-	20	1	1	-	12	-
PROVIDENCE/HOLLY HILL	10	30	80	5	50	4	-	-	-	-
SALEM	-	-	-	-	-	-	-	-	-	-
SALLEY	14	14	12	-	-	1	-	-	-	-
SHADY GROVE	20	30	20	2	2	1	-	-	-	-
SHARON	-	24	11	8	37	2	-	1	-	-
SILAS	20	68	30	10	22	13	12	10	38	500
SILOAM	-	-	-	-	-	-	-	-	-	-
SPRINGFIELD	5	5	11	-	-	1	-	-	-	-
ST ANDREWS	110	155	77	36	35	8	5	2	34	2,816
ST JOHN/AIKEN	548	908	299	171	192	33	17	31	52	1,300
ST JOHN/NORWAY	34	51	30	-	-	6	-	-	-	-

ORANGEBURG DISTRICT	TABLE NO 1 STATISTICAL REPORT (continued)									
	Christian Formation Groups (continued)								UMMen	
Church Name	Number of Other Adults in all Christian formation groups and other small group ministries 31 and older	Total Christian formation participants	Average weekly attendance (all ages) in Sunday Church school	Number of persons (all ages) active in covenant discipleship groups	Number of participants in Vacation Bible School	Number of ongoing classes (all ages) for learning in Sunday Church School	Number of ongoing classes for learning (all ages) other than Sunday Church School	Number of short-term classes and groups (all ages) for learning	Membership in United Methodist Men	Amount Paid for Projects UMM
	18	19	20	21	22	23	24	25	26	27
ST JOHN/ORANGE CIR	-	2	-	-	-	-	-	-	-	-
ST JOHN/ORANGEBURG	16	24	18	-	19	3	-	1	5	-
ST JOHN/ORANGEBURG CR	40	113	70	-	112	3	1	-	46	661
ST MARK	70	208	65	27	110	7	3	1	15	300
ST PAUL/NEW ELLENTON	21	34	31	-	25	9	-	3	35	-
ST PAUL/ST MATTHEWS	70	174	45	11	72	6	1	1	-	-
ST PAUL'S/ORANGEBURG	68	91	49	-	50	7	-	-	25	2,150
ST STEPHEN/BOWMAN	17	36	20	21	64	3	3	-	12	1,700
ST STEPHEN/ORANGEBURG	21	51	30	-	70	4	-	-	-	-
SWANSEA	37	53	26	-	36	6	2	-	13	4,091
TARGET	19	30	23	-	25	2	1	-	-	-
TRINITY/AIKEN	111	179	99	89	74	11	6	1	12	1,412
TRINITY/BAMBERG	70	168	70	10	55	9	12	4	22	500
TRINITY/ORANGE CIR	9	9	8	-	-	1	-	-	-	-
TRINITY/ORANGEBURG	40	137	38	20	82	4	2	4	40	2,300
UNION	25	49	21	-	35	6	-	1	20	750
WAGENER	12	18	15	-	27	4	-	1	-	-
WESLEY	25	33	15	-	75	2	1	1	15	200
WESLEY CHAPEL/CALHOUN	24	30	21	-	8	3	-	2	-	-
WESLEY CHAPEL/JACKSON	10	18	10	-	-	2	-	2	1	-
WESLEY GROVE	35	59	23	-	50	4	1	-	9	-
WEST BETHEL	33	44	21	-	20	3	-	1	-	-
WHITE HOUSE	35	39	30	-	8	3	1	4	-	500
WIGHTMAN	25	34	25	-	4	1	1	1	-	-
WILLISTON	26	42	35	15	35	5	1	1	10	200
TOTALS	**2,933**	**5,710**	**2,577**	**827**	**3,809**	**393**	**138**	**168**	**1,125**	**43,527**

ORANGEBURG DISTRICT	TABLE NO. 1 STATISTICAL REPORT (continued)									
	UMWomen		UMVIM		Mission Teams		Community Ministries			
Church Name	Membership in United Methodist Women	Amount paid for local church and community work UMW	Number UMVIM teams sent from Local church	Number of persons sent out on UMVIM teams from this local church	Number of other mission teams sent from this local church	Number of persons sent out on other mission teams from this local church	Number of community ministries for daycare and/or education	Number of persons served by community ministries for daycare and/or education	Number of community ministries for outreach, justice, and mercy	Number of persons served by community ministries for outreach, justice, and mercy
	28	29	30.a	30.b	31.a	31.b	32	33	34	35
ANDREW CHAPEL	-	-	-	-	1	5	-	-	4	175
BARNWELL	-	-	-	-	-	-	-	-	-	-
BETHEL PARK	22	850	-	-	1	11	-	-	14	917
BETHEL/BAMBERG	5	-	-	-	-	-	-	-	1	4
BETHEL/JACKSON	28	970	-	-	-	-	-	-	5	200
BETHEL/PELION	10	700	-	2	-	1	-	-	1	50
BETHEL/ROWESVILLE	-	-	-	-	-	3	-	-	2	20
BETHLEHEM	32	389	-	-	-	-	-	-	3	3
BEULAH	10	700	-	-	4	42	1	45	-	-
BLACKVILLE	8	200	-	-	-	-	2	2	9	9
BRANCHVILLE	-	-	-	-	10	-	-	-	-	-
CALVARY/SWANSEA	10	299	-	-	-	-	-	-	5	450
CAMERON	-	-	-	-	-	-	-	-	-	2
CANAAN/COPE	-	75	-	-	-	-	-	-	11	350
CATTLE CREEK	-	-	-	-	-	-	-	-	-	-
CEDAR GROVE	20	439	-	-	-	-	-	-	-	-
CENTRAL	15	-	-	-	-	-	-	-	-	-
CHARLES WESLEY	12	100	-	-	-	-	-	-	5	-
CLAFLIN	10	-	-	-	-	-	-	-	-	-
CLINTON	15	100	-	-	2	8	-	-	3	50
EAST BETHEL	-	-	-	-	-	-	-	-	-	-
EBENEZER/BOWMAN	15	500	-	-	-	-	-	-	2	15
EBENEZER/ORANGE CIR	9	-	-	-	-	-	-	-	-	-
EDISTO FORK	87	5,900	-	-	4	71	3	279	11	6,463
ELLOREE	21	2,500	-	-	-	-	-	-	1	10
EUTAWVILLE	20	459	-	-	-	-	-	-	-	-
FOREST CHAPEL	15	280	-	-	-	-	-	-	-	-
FRANKLIN	15	516	-	-	-	-	2	-	10	12
GERIZIM	7	-	-	-	1	7	-	-	-	-
HOLLY HILL	43	3,500	-	-	-	3	-	-	4	150
JERICHO	21	4,231	-	-	-	-	-	-	-	-
JERUSALEM	-	-	-	-	1	3	-	-	1	10
KEARSE	-	-	-	-	-	-	-	-	-	-
LEBANON	13	273	-	-	2	-	-	-	13	12

ORANGEBURG DISTRICT	TABLE NO. 1 STATISTICAL REPORT (continued)									
	UMWomen		UMVIM		Mission Teams		Community Ministries			
Church Name	Membership in United Methodist Women	Amount paid for local church and community work UMW	Number UMVIM teams sent from Local church	Number of persons sent out on UMVIM teams from this local church	Number of other mission teams sent from this local church	Number of persons sent out on other mission teams from this local church	Number of community ministries for daycare and/or education	Number of persons served by community ministries for daycare and/or education	Number of community ministries for outreach, justice, and mercy	Number of persons served by community ministries for outreach, justice, and mercy
	28	29	30.a	30.b	31.a	31.b	32	33	34	35
LIMESTONE	-	-	-	-	-	-	-	-	-	-
LIVINGSTON	24	675	-	-	1	5	-	-	1	70
MAIN STREET/BAMBERG	7	300	-	-	-	-	-	-	-	-
MAYES CHAPEL	19	446	-	-	-	-	-	-	4	372
MIZPAH	-	-	-	-	-	-	-	-	-	-
MT CARMEL	20	520	-	-	-	-	5	200	3	600
MT NEBO	18	300	-	-	-	-	-	-	2	28
MT ZION/BAMBERG CIR	20	500	-	-	4	-	6	500	5	500
MT ZION/SANDY RUN	-	-	-	-	1	6	-	-	3	10
NEESES	-	-	-	-	-	-	-	-	-	-
NEW BEGINNING	24	310	-	-	2	15	-	-	4	300
NEW COVENANT	-	-	-	-	-	-	-	-	-	-
NEW HOPE	-	-	-	-	-	-	-	-	-	-
NEW LIGHT	30	824	-	-	-	-	-	-	-	125
NORTH	32	1,000	-	-	16	-	2	10	2	50
NORTH ORANGEBURG	50	2,800	-	-	-	10	4	14	5	10
OAK GROVE	-	-	-	-	-	-	-	-	-	-
ORANGE GROVE	18	350	-	-	-	-	1	-	2	4
PELION	8	-	-	-	-	-	-	-	-	-
PINE HILL	11	628	1	1	1	4	-	-	1	150
PINEVILLE	32	500	-	-	-	-	2	6	4	18
PLEASANT HILL	10	250	-	-	-	-	-	-	3	-
PROSPECT	-	-	-	-	-	-	-	-	4	247
PROVIDENCE/HOLLY HILL	52	2,267	-	-	1	-	-	-	-	-
SALEM	-	-	-	-	-	-	-	-	-	-
SALLEY	-	-	-	-	-	-	-	-	-	-
SHADY GROVE	17	70	-	-	-	2	-	-	-	8
SHARON	6	-	-	-	-	-	-	-	-	14
SILAS	50	-	-	-	-	-	-	-	-	-
SILOAM	-	-	-	-	-	-	-	-	-	-
SPRINGFIELD	-	-	-	-	-	-	-	-	1	85
ST ANDREWS	40	568	-	-	2	44	3	118	5	650
ST JOHN/AIKEN	215	25,287	-	-	7	50	9	600	4	350
ST JOHN/NORWAY	15	288	-	-	-	-	-	-	2	-

ORANGEBURG DISTRICT	TABLE NO. 1 STATISTICAL REPORT (continued)									
	UMWomen		UMVIM		Mission Teams		Community Ministries			
Church Name	Membership in United Methodist Women	Amount paid for local church and community work UMW	Number UMVIM teams sent from Local church	Number of persons sent out on UMVIM teams from this local church	Number of other mission teams sent from this local church	Number of persons sent out on other mission teams from this local church	Number of community ministries for daycare and/or education	Number of persons served by community ministries for daycare and/or education	Number of community ministries for outreach, justice, and mercy	Number of persons served by community ministries for outreach, justice, and mercy
	28	29	30.a	30.b	31.a	31.b	32	33	34	35
ST JOHN/ORANGE CIR	-	-	-	-	-	-	-	-	-	-
ST JOHN/ORANGEBURG	10	-	-	-	-	-	-	-	-	-
ST JOHN/ORANGEBURG CR	24	800	-	-	-	-	-	-	4	32
ST MARK	25	300	-	-	-	-	3	50	3	90
ST PAUL/NEW ELLENTON	42	1,315	-	-	3	18	2	24	3	70
ST PAUL/ST MATTHEWS	28	-	-	-	-	1	-	-	4	300
ST PAUL'S/ORANGEBURG	31	1,650	-	-	-	-	3	135	1	100
ST STEPHEN/BOWMAN	21	800	-	-	-	-	-	-	-	-
ST STEPHEN/ORANGEBURG	25	250	-	-	-	-	-	-	1	32
SWANSEA	-	-	-	-	1	6	2	-	2	200
TARGET	11	201	-	-	-	-	-	-	-	-
TRINITY/AIKEN	52	902	-	-	5	34	1	80	5	350
TRINITY/BAMBERG	36	620	-	-	-	-	8	128	7	300
TRINITY/ORANGE CIR	-	-	-	-	-	-	-	-	-	-
TRINITY/ORANGEBURG	70	2,000	-	-	7	29	5	61	10	40
UNION	13	212	-	-	-	-	-	-	-	-
WAGENER	12	-	-	-	-	-	-	-	-	-
WESLEY	20	150	-	-	1	6	-	-	1	60
WESLEY CHAPEL/CALHOUN	-	-	-	-	-	-	-	-	-	-
WESLEY CHAPEL/JACKSON	9	875	-	-	-	-	-	-	4	12
WESLEY GROVE	8	35	-	-	1	5	-	-	2	200
WEST BETHEL	-	-	-	-	3	-	-	-	3	10
WHITE HOUSE	15	1,500	-	-	-	-	-	-	3	40
WIGHTMAN	15	-	-	-	-	-	-	-	2	15
WILLISTON	12	2,000	-	-	-	-	-	-	1	9
TOTALS	**1,660**	**74,474**	**1**	**3**	**82**	**389**	**64**	**2,252**	**216**	**14,353**

ORANGEBURG DISTRICT	TABLE NO. 2 STATISTICAL REPORT							
	Property and Assets				Apportionments			
Church Name	Market value of church land, buildings and equipment	Market value of other church-owned assets	Debts secured by church physical assets	Other debt	Total amount APPORTIONED to the local church for all causes paid to the AC Treasurer	Total amount PAID by the local church for all apportioned causes to the AC Treasurer	Total amount APPORTIONED to the local church for all apportioned causes directly paid to the DISTRICT	Total amount PAID by the local church for apportioned causes directly paid to the DISTRICT
	36	37	38	39	40.a	40.b	41.a	41.b
ANDREW CHAPEL	162,700	11,894	-	-	8,802	8,802	-	-
BARNWELL	1,650,000	79,653	8,100	-	22,876	22,926	-	-
BETHEL PARK	3,503,000	56,000	-	-	21,166	21,166	-	-
BETHEL/BAMBERG	300,000	72,000	5,000	-	4,714	4,714	-	-
BETHEL/JACKSON	1,238,000	37,776	-	-	13,125	13,125	-	-
BETHEL/PELION	797,833	47,950	-	-	2,439	2,439	-	-
BETHEL/ROWESVILLE	375,000	12,000	-	-	3,882	3,882	-	-
BETHLEHEM	455,000	10,000	-	-	7,050	7,050	-	-
BEULAH	1,570,380	30,694	106,000	-	18,517	18,517	-	-
BLACKVILLE	94,000	-	-	-	1,676	1,676	-	-
BRANCHVILLE	749,000	-	-	-	6,911	2,304	-	-
CALVARY/SWANSEA	500,000	151,093	-	-	6,927	6,927	-	-
CAMERON	135,633	-	-	-	2,787	2,787	-	-
CANAAN/COPE	-	-	-	-	4,714	4,714	-	-
CATTLE CREEK	443,000	4,000	-	-	3,927	3,927	-	-
CEDAR GROVE	225,000	7,317	-	-	4,936	2,669	-	-
CENTRAL	250,000	-	-	-	3,155	3,155	-	-
CHARLES WESLEY	655,000	-	-	-	8,917	8,917	-	-
CLAFLIN	7	-	-	-	3,579	632	-	-
CLINTON	1,134,000	306,500	-	-	9,330	9,330	-	-
EAST BETHEL	339,640	28,475	-	-	1,786	1,786	-	-
EBENEZER/BOWMAN	425,000	-	-	-	5,193	5,193	-	-
EBENEZER/ORANGE CIR	907,000	-	-	-	6,928	6,928	-	-
EDISTO FORK	2,341,000	97,862	950,000	-	16,505	16,505	-	-
ELLOREE	1,552,000	29,000	-	-	11,593	11,593	-	-
EUTAWVILLE	737,700	80,060	-	-	7,626	3,178	-	-
FOREST CHAPEL	197,000	-	-	-	4,648	1,000	-	-
FRANKLIN	-	-	-	20,500	8,557	8,557	-	-
GERIZIM	195,000	-	-	-	2,688	2,688	-	-
HOLLY HILL	2,290,000	370,000	-	-	27,295	27,295	-	-
JERICHO	794,322	-	-	-	8,435	8,435	-	-
JERUSALEM	500,000	8,985	8,999	-	10,965	8,224	-	-
KEARSE	75,500	28,688	-	-	945	945	-	-
LEBANON	892,500	40,000	-	-	7,884	7,884	-	-

ORANGEBURG DISTRICT	TABLE NO. 2 STATISTICAL REPORT							
	Property and Assets				Apportionments			
Church Name	Market value of church land, buildings and equipment	Market value of other church-owned assets	Debts secured by church physical assets	Other debt	Total amount APPORTIONED to the local church for all causes paid to the AC Treasurer	Total amount PAID by the local church for all apportioned causes to the AC Treasurer	Total amount APPORTIONED to the local church for all apportioned causes directly paid to the DISTRICT	Total amount PAID by the local church for apportioned causes directly paid to the DISTRICT
	36	37	38	39	40.a	40.b	41.a	41.b
LIMESTONE	-	-	-	-	3,623	1,588	-	-
LIVINGSTON	1,025,000	-	-	-	9,956	9,956	-	-
MAIN STREET/BAMBERG	619,000	170,000	-	-	4,832	4,832	-	-
MAYES CHAPEL	265,000	-	-	-	3,149	1,000	-	-
MIZPAH	79,500	28,685	-	-	1,240	1,240	-	-
MT CARMEL	1,027,500	2,500	-	-	9,393	9,393	-	-
MT NEBO	-	-	-	-	5,245	2,000	-	-
MT ZION/BAMBERG CIR	872,620	-	482,360	482,360	9,012	-	-	-
MT ZION/SANDY RUN	628,000	3,683	-	-	8,396	8,396	-	-
NEESES	377,000	23,061	-	-	2,737	2,737	-	-
NEW BEGINNING	410,000	10,000	-	-	11,287	11,371	-	-
NEW COVENANT	892	21	650	-	17,605	17,605	-	-
NEW HOPE	400,000	14,000	-	-	2,654	1,771	-	-
NEW LIGHT	170,000	-	-	-	16,820	16,820	-	-
NORTH	-	-	-	-	21,062	4,793	-	-
NORTH ORANGEBURG	2,070,000	10,000	89,000	60,000	18,350	18,350	-	-
OAK GROVE	180,000	96,982	-	-	1,649	1,649	-	-
ORANGE GROVE	500,000	29,000	-	-	8,919	8,919	-	-
PELION	580,900	-	-	-	6,985	1,894	-	-
PINE HILL	1,013,000	-	-	-	6,956	6,956	-	-
PINEVILLE	435,000	45,000	-	-	9,020	9,020	-	-
PLEASANT HILL	50,000	-	-	-	5,852	5,852	-	-
PROSPECT	453,200	-	-	-	6,931	6,931	-	-
PROVIDENCE/HOLLY HILL	1,707,745	35,000	-	-	20,831	20,831	-	-
SALEM	62,000	28,688	-	-	1,738	1,738	-	-
SALLEY	150,000	12,000	-	-	1,609	1,609	-	-
SHADY GROVE	486,333	-	-	-	5,361	5,361	-	-
SHARON	448,900	-	-	-	4,490	4,490	-	-
SILAS	1,035	-	70,000	-	9,005	9,005	-	-
SILOAM	214,000	195,279	-	-	3,239	-	-	-
SPRINGFIELD	667,000	200,000	-	-	6,481	6,481	-	-
ST ANDREWS	2,677,767	269,916	-	46,932	53,830	53,830	-	-
ST JOHN/AIKEN	16,845,890	953,115	238,743	-	188,197	188,197	-	-
ST JOHN/NORWAY	920,000	47,000	-	-	7,188	7,188	-	-

ORANGEBURG DISTRICT	TABLE NO. 2 STATISTICAL REPORT							
	Property and Assets				Apportionments			
Church Name	Market value of church land, buildings and equipment	Market value of other church-owned assets	Debts secured by church physical assets	Other debt	Total amount APPORTIONED to the local church for all causes paid to the AC Treasurer	Total amount PAID by the local church for all apportioned causes to the AC Treasurer	Total amount APPORTIONED to the local church for all apportioned causes directly paid to the DISTRICT	Total amount PAID by the local church for apportioned causes directly paid to the DISTRICT
	36	37	38	39	40.a	40.b	41.a	41.b
ST JOHN/ORANGE CIR	312,000	-	-	-	2,663	2,663	-	-
ST JOHN/ORANGEBURG	315,666	112,999	-	-	5,298	5,298	-	-
ST JOHN/ORANGEBURG CR	270,000	8,000	-	-	6,375	2,500	-	-
ST MARK	2,205,000	25,000	-	-	13,180	13,180	-	-
ST PAUL/NEW ELLENTON	3,423,500	232,505	422,982	5,190	22,387	22,387	-	-
ST PAUL/ST MATTHEWS	23,450,000	91,135	-	-	26,467	26,467	-	-
ST PAUL'S/ORANGEBURG	7,300,000	1,596,198	28,183	-	35,563	35,563	-	-
ST STEPHEN/BOWMAN	617,000	-	-	-	8,610	8,610	-	-
ST STEPHEN/ORANGEBURG	334,800	326,700	-	-	14,255	14,255	-	-
SWANSEA	268,310	3,279	6,050	-	13,317	1,602	-	-
TARGET	75,330	106,180	-	-	8,579	8,579	-	-
TRINITY/AIKEN	4,609,500	33,000	541,922	-	47,344	47,344	-	-
TRINITY/BAMBERG	-	-	-	-	34,340	34,340	-	-
TRINITY/ORANGE CIR	362,000	-	-	-	2,264	1,230	-	-
TRINITY/ORANGEBURG	4,000,000	350,000	-	-	43,998	43,998	-	-
UNION	321,666	89,928	-	-	6,105	6,105	-	-
WAGENER	589,000	-	-	-	9,895	9,895	-	-
WESLEY	467,000	52,389	158,303	-	7,168	7,168	-	-
WESLEY CHAPEL/CALHOUN	490,000	90,668	-	-	6,091	6,091	-	-
WESLEY CHAPEL/JACKSON	200,000	97,220	-	-	7,100	7,100	-	-
WESLEY GROVE	474,667	49,136	-	-	6,879	6,879	-	-
WEST BETHEL	650,598	-	-	-	5,843	5,843	-	-
WHITE HOUSE	550	-	-	-	4,472	4,472	-	-
WIGHTMAN	685,000	-	-	-	4,263	4,263	-	-
WILLISTON	678,000	111,000	-	-	9,075	9,075	-	-
TOTALS	**112,921,084**	**7,059,214**	**3,116,292**	**614,982**	**1,125,651**	**1,046,578**	**-**	**-**

ORANGEBURG DISTRICT	TABLE NO. 2 STATISTICAL REPORT (continued)							
	Other Benevolences							
Church Name	Total amount for General Advance Specials remitted to the AC Treasurer	Total amount for World Service Specials remitted to the AC Treasurer	Total amount for Annual Conference Advance Specials remitted to the AC Treasurer	Total amount for the Youth Service fund remitted to the AC Treasurer	Total amount of all other funds sent to AC Treasurer for connectional mission and ministry	Total Annual Conference Special Sunday Offerings remitted to the AC Treasurer	Total amount given directly to UM causes (not sent to AC Treasurer)	Total amount given to non-United Methodist benevolent and charitable causes
	42	43	44	45	46	47	48	49
ANDREW CHAPEL	663	-	-	-	191	1,581	781	6,873
BARNWELL	100	-	-	-	404	980	300	2,635
BETHEL PARK	2,414	-	-	-	818	1,689	1,871	8,138
BETHEL/BAMBERG	20	-	-	-	120	-	-	-
BETHEL/JACKSON	388	-	-	-	220	4,067	25	6,129
BETHEL/PELION	994	-	-	100	248	698	-	8,056
BETHEL/ROWESVILLE	-	-	-	-	66	-	2,300	-
BETHLEHEM	-	-	-	-	129	-	1,000	500
BEULAH	-	-	-	-	551	-	8,208	8,127
BLACKVILLE	-	-	-	-	31	-	200	250
BRANCHVILLE	280	-	-	-	-	600	-	-
CALVARY/SWANSEA	-	-	-	-	127	1,095	-	10,348
CAMERON	-	-	-	-	47	-	205	-
CANAAN/COPE	347	-	-	-	196	-	-	-
CATTLE CREEK	-	-	-	-	6	-	110	-
CEDAR GROVE	108	-	-	-	-	-	82	460
CENTRAL	-	-	-	-	-	-	-	-
CHARLES WESLEY	256	-	-	-	145	80	511	800
CLAFLIN	-	-	-	-	-	-	-	-
CLINTON	1,251	-	-	-	160	-	3,925	2,597
EAST BETHEL	-	-	-	-	29	-	200	-
EBENEZER/BOWMAN	647	-	-	-	90	221	1,000	3,000
EBENEZER/ORANGE CIR	500	-	-	-	125	775	-	2,000
EDISTO FORK	25	-	-	-	807	-	500	-
ELLOREE	885	-	-	-	196	1,681	-	428
EUTAWVILLE	146	-	-	-	436	615	-	-
FOREST CHAPEL	145	-	-	-	-	-	-	250
FRANKLIN	-	-	-	-	160	-	455	-
GERIZIM	-	-	-	-	46	296	-	-
HOLLY HILL	1,218	-	25	25	420	3,644	-	2,265
JERICHO	-	-	-	-	141	165	2,405	-
JERUSALEM	835	-	-	-	148	2,054	2,054	523
KEARSE	-	-	-	-	38	250	-	-
LEBANON	510	-	-	-	496	1,251	-	-

ORANGEBURG DISTRICT	TABLE NO. 2 STATISTICAL REPORT (continued)							
	Other Benevolences							
Church Name	Total amount for General Advance Specials remitted to the AC Treasurer	Total amount for World Service Specials remitted to the AC Treasurer	Total amount for Annual Conference Advance Specials remitted to the AC Treasurer	Total amount for the Youth Service fund remitted to the AC Treasurer	Total amount of all other funds sent to AC Treasurer for connectional mission and ministry	Total Annual Conference Special Sunday Offerings remitted to the AC Treasurer	Total amount given directly to UM causes (not sent to AC Treasurer)	Total amount given to non-United Methodist benevolent and charitable causes
	42	43	44	45	46	47	48	49
LIMESTONE	-	-	-	-	275	817	-	-
LIVINGSTON	1,495	-	1,400	-	531	2,978	-	1,227
MAIN STREET/BAMBERG	465	-	-	-	82	112	1,797	1,016
MAYES CHAPEL	128	-	-	-	40	128	-	-
MIZPAH	60	-	-	-	34	70	-	-
MT CARMEL	10	-	-	100	33	-	2,301	8,374
MT NEBO	-	-	-	-	-	-	-	-
MT ZION/BAMBERG CIR	375	-	-	-	50	-	200	-
MT ZION/SANDY RUN	25	-	142	-	215	-	400	697
NEESES	100	-	-	-	251	-	302	15
NEW BEGINNING	500	-	-	-	198	500	500	500
NEW COVENANT	250	-	-	-	631	-	-	-
NEW HOPE	-	-	-	-	-	-	-	125
NEW LIGHT	50	-	-	-	346	240	-	-
NORTH	175	-	-	-	168	611	-	-
NORTH ORANGEBURG	755	-	-	-	377	-	3,000	1,700
OAK GROVE	-	-	-	-	-	-	-	-
ORANGE GROVE	-	-	-	-	-	-	150	850
PELION	415	-	-	-	-	-	1,420	1,316
PINE HILL	1,244	-	-	-	264	772	-	4,107
PINEVILLE	176	-	-	-	255	-	250	500
PLEASANT HILL	135	-	-	-	98	460	820	-
PROSPECT	-	-	-	-	124	-	-	-
PROVIDENCE/HOLLY HILL	1,810	-	-	-	344	200	-	4,000
SALEM	-	-	-	-	59	100	-	-
SALLEY	100	-	-	-	26	-	-	-
SHADY GROVE	4,107	-	-	-	89	4,227	27,070	-
SHARON	150	-	-	-	-	-	490	140
SILAS	-	-	-	-	169	-	-	-
SILOAM	-	-	-	-	-	-	-	40
SPRINGFIELD	100	-	-	-	109	275	-	700
ST ANDREWS	4,110	-	10	-	-	1,647	-	9,500
ST JOHN/AIKEN	10,632	-	-	-	4,673	-	59,653	137,075
ST JOHN/NORWAY	830	-	-	-	218	600	-	-

ORANGEBURG DISTRICT	TABLE NO. 2 STATISTICAL REPORT (continued)							
	Other Benevolences							
Church Name	Total amount for General Advance Specials remitted to the AC Treasurer	Total amount for World Service Specials remitted to the AC Treasurer	Total amount for Annual Conference Advance Specials remitted to the AC Treasurer	Total amount for the Youth Service fund remitted to the AC Treasurer	Total amount of all other funds sent to AC Treasurer for connectional mission and ministry	Total Annual Conference Special Sunday Offerings remitted to the AC Treasurer	Total amount given directly to UM causes (not sent to AC Treasurer)	Total amount given to non-United Methodist benevolent and charitable causes
	42	43	44	45	46	47	48	49
ST JOHN/ORANGE CIR	-	-	-	-	45	-	-	-
ST JOHN/ORANGEBURG	-	-	-	-	90	1,405	1,205	2,183
ST JOHN/ORANGEBURG CR	-	-	-	-	-	-	1,200	400
ST MARK	500	-	-	-	259	150	1,000	250
ST PAUL/NEW ELLENTON	-	-	-	-	371	1,308	1,800	6,000
ST PAUL/ST MATTHEWS	2,135	-	-	-	200	1,912	-	210
ST PAUL'S/ORANGEBURG	3,040	-	275	-	95	4,378	-	5,675
ST STEPHEN/BOWMAN	176	-	-	-	-	100	-	250
ST STEPHEN/ORANGEBURG	-	-	-	-	245	-	-	600
SWANSEA	526	-	-	-	-	155	350	282
TARGET	-	-	-	-	-	706	-	152
TRINITY/AIKEN	112	-	-	-	-	2,792	-	11,450
TRINITY/BAMBERG	1,605	-	3,050	-	36	1,012	6,500	5,918
TRINITY/ORANGE CIR	-	-	-	-	-	-	46	-
TRINITY/ORANGEBURG	4,202	-	-	-	1,034	1,327	-	3,000
UNION	2,450	-	-	-	103	2,735	4,995	7,693
WAGENER	-	-	51	-	167	310	845	821
WESLEY	50	-	-	-	161	-	-	500
WESLEY CHAPEL/CALHOUN	430	-	-	-	103	828	-	-
WESLEY CHAPEL/JACKSON	865	-	337	-	121	-	435	405
WESLEY GROVE	-	-	-	-	116	55	940	1,114
WEST BETHEL	30	-	-	-	194	-	925	2,764
WHITE HOUSE	750	-	-	-	82	-	500	3,000
WIGHTMAN	-	-	-	-	76	-	1,000	1,500
WILLISTON	-	-	-	-	300	270	2,126	3,032
TOTALS	**56,801**	**-**	**5,290**	**225**	**20,047**	**54,922**	**148,352**	**292,460**

ORANGEBURG DISTRICT	TABLE NO. 2 STATISTICAL REPORT (continued)							
	General Special Sunday Offerings						Direct Billing	
Church Name	Human Relations Day	One Great Hour of Sharing	Peace with Justice	Native American Ministries	World Communion	UM Student Day	Total amount paid by the local church for all direct-billed clergy non-health benefits	Total amount paid by the local church for all direct-billed clergy health benefits
	50.a	50.b	50.c	50.d	50.e	50.f	51	52
ANDREW CHAPEL	-	-	-	-	-	-	7,781	10,812
BARNWELL	-	-	-	-	-	-	7,799	10,919
BETHEL PARK	-	45	12	1	25	-	8,389	7,368
BETHEL/BAMBERG	-	-	-	-	-	-	-	-
BETHEL/JACKSON	-	-	-	-	-	-	8,077	8,928
BETHEL/PELION	90	-	85	122	49	79	1,235	1,622
BETHEL/ROWESVILLE	-	-	-	-	-	-	1,320	-
BETHLEHEM	-	-	-	-	-	-	7,610	4,719
BEULAH	-	-	-	-	-	-	7,783	10,812
BLACKVILLE	-	-	-	-	-	-	-	-
BRANCHVILLE	-	-	-	-	-	-	5,021	8,669
CALVARY/SWANSEA	-	-	-	-	-	-	3,270	-
CAMERON	-	-	-	-	-	-	4,682	-
CANAAN/COPE	-	-	-	-	-	-	5,910	5,148
CATTLE CREEK	-	-	-	-	-	-	1,320	-
CEDAR GROVE	-	-	-	-	-	-	8,131	3,849
CENTRAL	-	-	-	-	-	-	3,584	1,236
CHARLES WESLEY	-	-	-	-	-	-	-	-
CLAFLIN	-	-	-	-	-	-	-	-
CLINTON	-	-	-	-	-	-	4,137	-
EAST BETHEL	-	-	-	-	-	-	944	824
EBENEZER/BOWMAN	-	-	-	-	-	-	7,980	5,148
EBENEZER/ORANGE CIR	-	-	-	-	-	-	3,763	2,574
EDISTO FORK	-	-	-	-	500	-	11,432	6,756
ELLOREE	-	-	-	-	-	-	8,164	14,448
EUTAWVILLE	-	-	-	-	-	-	-	-
FOREST CHAPEL	-	-	-	-	-	-	-	-
FRANKLIN	-	-	-	-	-	-	4,696	3,714
GERIZIM	-	-	-	-	-	-	-	-
HOLLY HILL	25	25	25	25	25	25	-	8,556
JERICHO	-	-	-	-	-	-	-	-
JERUSALEM	-	-	-	-	-	-	-	-
KEARSE	-	-	-	-	-	-	-	-
LEBANON	-	-	-	-	-	-	4,110	4,278

ORANGEBURG DISTRICT	TABLE NO. 2 STATISTICAL REPORT (continued)							
	General Special Sunday Offerings						Direct Billing	
Church Name	Human Relations Day	One Great Hour of Sharing	Peace with Justice	Native American Ministries	World Communion	UM Student Day	Total amount paid by the local church for all direct-billed clergy non-health benefits	Total amount paid by the local church for all direct-billed clergy health benefits
	50.a	50.b	50.c	50.d	50.e	50.f	51	52
LIMESTONE	-	-	-	100	-	-	8,307	14,448
LIVINGSTON	-	175	-	-	-	-	2,944	-
MAIN STREET/BAMBERG	-	-	-	-	-	-	-	-
MAYES CHAPEL	10	-	-	-	62	-	154	215
MIZPAH	-	-	-	-	-	-	-	-
MT CARMEL	-	-	-	-	-	-	6,433	8,841
MT NEBO	-	-	-	-	-	-	-	-
MT ZION/BAMBERG CIR	-	-	-	-	-	-	-	-
MT ZION/SANDY RUN	-	-	-	-	-	-	2,273	1,982
NEESES	-	-	-	-	-	-	-	-
NEW BEGINNING	100	50	-	139	-	-	683	-
NEW COVENANT	-	-	-	-	-	-	8,923	10,812
NEW HOPE	-	-	-	-	-	-	1,320	-
NEW LIGHT	114	100	100	100	120	-	8,757	5,148
NORTH	-	-	-	-	-	-	-	-
NORTH ORANGEBURG	-	-	-	-	-	-	9,117	14,448
OAK GROVE	-	-	-	-	-	-	818	-
ORANGE GROVE	-	-	29	-	61	36	4,028	3,714
PELION	-	-	-	-	-	-	4,281	5,622
PINE HILL	-	161	5	25	-	-	2,275	-
PINEVILLE	-	-	-	-	-	-	8,369	5,148
PLEASANT HILL	-	-	-	-	-	-	3,348	5,779
PROSPECT	-	-	-	-	-	-	-	-
PROVIDENCE/HOLLY HILL	-	-	-	-	-	-	8,424	5,148
SALEM	-	-	-	-	-	-	-	-
SALLEY	-	-	-	-	-	-	-	-
SHADY GROVE	-	-	-	-	-	-	-	-
SHARON	-	-	-	-	-	-	2,717	3,568
SILAS	-	-	-	-	-	-	4,076	-
SILOAM	-	-	-	-	-	-	797	647
SPRINGFIELD	-	-	-	-	-	-	-	-
ST ANDREWS	-	-	-	-	-	-	9,210	14,448
ST JOHN/AIKEN	-	-	-	-	-	-	18,530	28,896
ST JOHN/NORWAY	-	-	-	-	-	-	4,110	4,278

ORANGEBURG DISTRICT	TABLE NO. 2 STATISTICAL REPORT (continued)							
	General Special Sunday Offerings						Direct Billing	
Church Name	Human Relations Day	One Great Hour of Sharing	Peace with Justice	Native American Ministries	World Communion	UM Student Day	Total amount paid by the local church for all direct-billed clergy non-health benefits	Total amount paid by the local church for all direct-billed clergy health benefits
	50.a	50.b	50.c	50.d	50.e	50.f	51	52
ST JOHN/ORANGE CIR	-	-	-	-	-	-	1,882	1,287
ST JOHN/ORANGEBURG	-	-	-	-	-	-	8,324	10,812
ST JOHN/ORANGEBURG CR	-	-	-	-	-	-	-	-
ST MARK	-	-	-	-	-	-	8,670	5,148
ST PAUL/NEW ELLENTON	-	-	-	-	70	25	8,745	5,148
ST PAUL/ST MATTHEWS	-	-	-	-	-	-	8,296	5,148
ST PAUL'S/ORANGEBURG	-	55	176	-	-	36	8,551	14,448
ST STEPHEN/BOWMAN	-	-	-	-	-	-	-	-
ST STEPHEN/ORANGEBURG	-	-	-	-	-	-	-	-
SWANSEA	-	25	-	-	-	-	4,062	4,956
TARGET	-	-	-	-	-	-	-	-
TRINITY/AIKEN	-	-	-	-	-	-	9,114	10,812
TRINITY/BAMBERG	-	-	-	-	-	-	10,647	14,448
TRINITY/ORANGE CIR	-	-	-	-	-	-	1,882	1,287
TRINITY/ORANGEBURG	-	-	-	-	-	-	9,405	10,812
UNION	-	-	-	-	-	-	-	-
WAGENER	-	-	-	-	-	-	4,062	5,406
WESLEY	-	-	-	-	-	-	4,214	-
WESLEY CHAPEL/CALHOUN	-	-	-	-	-	-	-	-
WESLEY CHAPEL/JACKSON	-	-	-	-	-	-	-	-
WESLEY GROVE	-	-	-	-	-	-	-	-
WEST BETHEL	-	-	-	-	-	-	2,479	2,162
WHITE HOUSE	-	-	-	-	-	-	-	-
WIGHTMAN	-	-	-	-	-	-	-	-
WILLISTON	25	-	-	-	-	25	-	-
TOTALS	**364**	**636**	**432**	**512**	**912**	**226**	**337,364**	**345,394**

ORANGEBURG DISTRICT	TABLE NO. 2 STATISTICAL REPORT (continued)								
	Pastoral Support					Local Church Expenses			
Church Name	Total amount paid in base compensation to the pastor	Total amount paid in base compensation to all associate pastors assigned by the bishop	Total amount paid to/for pastor and associates for housing and utilities and/or related allowances	Total amount paid to pastor and associate(s) for accountable reimbursements	Total amount paid to pastor and associate(s) for any other cash allowances (non-accountable)	Total amount paid in salary and benefits for Deacons	Total amount paid in salary and benefits for Diaconal Ministers	Total amount paid in salary and benefits for all other church staff	Total amount spent for local church program expenses
	53	54	55	56	57	58	59	60	61
ANDREW CHAPEL	18,143	-	-	986	-	-	-	12,298	11,986
BARNWELL	48,476	-	5,500	2,899	2,000	-	-	44,198	-
BETHEL PARK	46,516	-	6,000	6,000	-	-	-	18,666	3,961
BETHEL/BAMBERG	10,592	-	-	966	-	-	-	6,000	3,500
BETHEL/JACKSON	21,241	-	4,031	2,530	2,466	-	-	9,943	2,386
BETHEL/PELION	3,607	600	2,700	6,881	-	-	-	-	5,616
BETHEL/ROWESVILLE	5,878	-	3,333	2,425	800	-	-	-	425
BETHLEHEM	20,480	-	-	300	-	-	-	2,400	300
BEULAH	34,448	-	11,000	9,745	-	-	-	39,739	24,740
BLACKVILLE	8,000	-	-	-	-	-	-	-	165
BRANCHVILLE	12,764	-	9,000	4,000	-	-	-	4,944	1,500
CALVARY/SWANSEA	5,750	-	17,156	-	-	-	-	12,390	9,074
CAMERON	6,633	-	1,481	1,166	-	-	-	1,254	782
CANAAN/COPE	21,241	-	15,259	-	-	-	-	-	-
CATTLE CREEK	4,163	-	3,333	2,005	-	-	-	2,340	560
CEDAR GROVE	12,517	-	1,798	1,210	856	-	-	4,920	1,720
CENTRAL	13,184	-	-	1,100	-	-	-	-	3,100
CHARLES WESLEY	6,000	-	13,000	-	-	-	-	7,995	324
CLAFLIN	7,200	-	-	750	-	-	-	-	-
CLINTON	21,230	-	3,500	5,900	3,696	-	-	-	2,767
EAST BETHEL	4,650	-	-	1,280	-	-	-	-	-
EBENEZER/BOWMAN	14,144	-	5,000	3,000	1,000	-	-	-	3,000
EBENEZER/ORANGE CIR	14,106	-	-	4,500	1,377	-	-	8,044	355
EDISTO FORK	58,279	-	7,150	12,100	-	-	-	14,700	1,870
ELLOREE	19,758	-	3,500	4,850	-	-	-	13,506	3,220
EUTAWVILLE	15,000	-	7,200	-	2,915	-	-	14,550	767
FOREST CHAPEL	12,225	-	1,566	990	750	-	-	2,500	500
FRANKLIN	18,133	-	3,500	209	2,130	-	-	11,977	7,903
GERIZIM	5,850	-	-	-	-	-	-	-	-
HOLLY HILL	35,000	-	1,980	9,240	-	-	-	63,561	13,313
JERICHO	15,519	-	3,031	2,385	-	-	-	5,613	4,714
JERUSALEM	19,758	-	3,500	4,425	-	-	-	10,384	2,498
KEARSE	2,465	-	-	266	-	-	-	-	-
LEBANON	24,000	-	-	3,100	-	-	-	3,120	2,026

ORANGEBURG DISTRICT	TABLE NO. 2 STATISTICAL REPORT (continued)								
	Pastoral Support					Local Church Expenses			
Church Name	Total amount paid in base compensation to the pastor	Total amount paid in base compensation to all associate pastors assigned by the bishop	Total amount paid to/for pastor and associates for housing and utilities and/or related allowances	Total amount paid to pastor and associate(s) for accountable reimbursements	Total amount paid to pastor and associate(s) for any other cash allowances (non-accountable)	Total amount paid in salary and benefits for Deacons	Total amount paid in salary and benefits for Diaconal Ministers	Total amount paid in salary and benefits for all other church staff	Total amount spent for local church program expenses
	53	54	55	56	57	58	59	60	61
LIMESTONE	9,904	-	2,696	2,160	-	-	-	-	-
LIVINGSTON	15,358	-	773	2,659	-	-	-	-	6,977
MAIN STREET/BAMBERG	9,000	-	5,170	4,125	-	-	-	1,320	2,266
MAYES CHAPEL	14,819	-	1,200	1,835	-	-	-	2,770	2,818
MIZPAH	3,625	-	-	391	-	-	-	-	-
MT CARMEL	43,278	-	3,854	3,300	-	-	-	6,020	8,852
MT NEBO	46,173	-	-	5,850	-	-	-	-	-
MT ZION/BAMBERG CIR	11,474	-	-	1,509	-	-	-	4,000	16,784
MT ZION/SANDY RUN	12,180	-	-	3,360	-	-	-	-	2,058
NEESES	7,300	-	-	858	-	-	-	-	-
NEW BEGINNING	24,200	-	5,100	1,800	-	-	-	-	1,200
NEW COVENANT	52,129	-	-	-	-	-	-	19	2
NEW HOPE	5,191	-	3,333	1,700	-	-	-	1,820	425
NEW LIGHT	50,393	-	7,000	3,900	-	-	-	20,000	-
NORTH	24,784	-	6,290	5,440	-	-	-	25,283	4,813
NORTH ORANGEBURG	56,000	-	7,000	4,100	-	-	-	28,000	12,000
OAK GROVE	3,500	-	2,500	-	-	-	-	2,125	637
ORANGE GROVE	18,133	-	3,500	450	250	-	-	12,000	5,000
PELION	22,775	-	2,700	4,929	400	-	-	5,310	980
PINE HILL	16,363	-	2,859	2,345	663	-	-	-	5,949
PINEVILLE	20,900	-	-	-	2,350	-	-	7,500	975
PLEASANT HILL	20,743	-	-	4,000	-	-	-	-	1,028
PROSPECT	14,819	-	1,200	1,598	-	-	-	5,710	11,936
PROVIDENCE/HOLLY HILL	43,429	-	6,000	4,625	4,020	-	-	20,033	10,657
SALEM	4,785	-	-	508	-	-	-	-	-
SALLEY	600	-	-	-	-	-	-	-	2,403
SHADY GROVE	11,381	-	2,223	1,749	-	-	-	1,883	1,040
SHARON	13,252	-	2,700	4,925	400	-	-	-	481
SILAS	29,721	-	-	2,702	-	-	-	-	-
SILOAM	6,198	-	-	-	200	-	-	1,596	1,422
SPRINGFIELD	13,000	-	-	1,435	-	-	-	7,619	710
ST ANDREWS	53,308	-	17,395	6,603	500	-	-	135,530	15,388
ST JOHN/AIKEN	100,436	37,235	48,000	29,409	316	-	-	664,850	161,633
ST JOHN/NORWAY	24,000	-	-	3,100	-	-	-	8,200	2,424

ORANGEBURG DISTRICT	TABLE NO. 2 STATISTICAL REPORT (continued)								
	Pastoral Support					Local Church Expenses			
Church Name	Total amount paid in base compensation to the pastor	Total amount paid in base compensation to all associate pastors assigned by the bishop	Total amount paid to/for pastor and associates for housing and utilities and/or related allowances	Total amount paid to pastor and associate(s) for accountable reimbursements	Total amount paid to pastor and associate(s) for any other cash allowances (non-accountable)	Total amount paid in salary and benefits for Deacons	Total amount paid in salary and benefits for Diaconal Ministers	Total amount paid in salary and benefits for all other church staff	Total amount spent for local church program expenses
	53	54	55	56	57	58	59	60	61
ST JOHN/ORANGE CIR	7,779	-	1,620	-	-	-	-	1,600	154
ST JOHN/ORANGEBURG	15,478	-	-	1,440	-	-	-	3,264	2,559
ST JOHN/ORANGEBURG CR	17,153	-	-	3,000	-	-	-	870	803
ST MARK	60,000	-	5,760	7,200	2,850	-	-	11,000	3,000
ST PAUL/NEW ELLENTON	50,996	-	-	3,518	-	-	-	6,595	9,362
ST PAUL/ST MATTHEWS	41,797	-	6,000	5,509	-	-	-	40,266	6,321
ST PAUL'S/ORANGEBURG	49,815	-	7,000	3,890	-	-	-	91,730	18,266
ST STEPHEN/BOWMAN	22,621	-	4,635	-	2,061	-	-	-	887
ST STEPHEN/ORANGEBURG	31,175	-	3,236	2,917	908	-	-	4,480	3,468
SWANSEA	24,570	-	713	-	-	-	-	25,326	5,437
TARGET	19,065	-	-	7,453	-	-	-	-	8,322
TRINITY/AIKEN	67,200	-	-	8,147	-	-	-	55,170	37,551
TRINITY/BAMBERG	60,815	-	9,100	4,822	-	-	-	47,188	8,685
TRINITY/ORANGE CIR	10,510	-	1,620	-	-	-	-	2,600	-
TRINITY/ORANGEBURG	82,449	-	17,064	5,775	-	-	-	40,000	9,000
UNION	15,628	-	-	1,440	-	-	-	2,848	4,196
WAGENER	16,886	-	4,042	3,344	-	-	-	16,354	5,250
WESLEY	27,000	-	-	1,000	-	-	-	-	400
WESLEY CHAPEL/CALHOUN	18,143	-	-	657	-	-	-	11,176	2,070
WESLEY CHAPEL/JACKSON	12,924	-	2,597	1,165	2,124	-	-	11,311	4,046
WESLEY GROVE	15,778	-	-	1,440	-	-	-	4,226	4,913
WEST BETHEL	3,960	-	6,000	3,360	-	-	-	-	3,939
WHITE HOUSE	13,867	-	5	3	1	-	-	-	500
WIGHTMAN	14,144	-	4,900	2,500	1,000	-	-	-	2,000
WILLISTON	26,250	-	-	2,200	-	-	-	5,076	4,055
TOTALS	**2,116,104**	**37,835**	**339,303**	**277,353**	**36,033**	**-**	**-**	**1,657,710**	**539,114**

ORANGEBURG DISTRICT	TABLE NO. 2 STATISTICAL REPORT (continued)				TABLE NO. 3 STATISTICAL REPORT			
	Local Church Expenses (continued)				Received for Annual Budget/Spending Plan			
Church Name	Total amount spent for other local church operating expenses	Total amount paid for principal and interest on indebtedness, loans, mortgages, etc.	Total amount paid on capital expenditures for building, improvements, and major equipment purchases	TOTAL AMOUNT PAID BY THE LOCAL CHURCH ON ALL EXPENDITURES	Number of households giving to the local church	Amount received through pledges	Amount received from non-pledging, but identified givers	Amount received from unidentified givers
	62	63	64	65	66	67.a	67.b	67.c
ANDREW CHAPEL	17,700	-	43,974	142,571	45	-	67,809	2,436
BARNWELL	42,683	8,640	16,102	216,561	80	184,157	3,194	2,788
BETHEL PARK	46,944	4,691	8,232	192,947	77	158,265	4,735	1,193
BETHEL/BAMBERG	5,500	4,000	-	35,412	19	28,060	-	-
BETHEL/JACKSON	9,050	-	3,651	96,257	54	-	61,042	2,646
BETHEL/PELION	13,725	-	15,913	64,859	43	-	58,625	5,448
BETHEL/ROWESVILLE	24,300	-	-	44,729	46	-	35,510	4,004
BETHLEHEM	3,200	-	-	47,688	96	-	-	400
BEULAH	47,458	-	20,361	241,489	80	-	249,336	5,706
BLACKVILLE	560	-	-	10,882	11	-	11,800	100
BRANCHVILLE	4,800	-	-	53,881	-	-	63,844	-
CALVARY/SWANSEA	14,894	-	17,024	98,055	79	-	66,307	4,760
CAMERON	1,512	-	-	20,549	5	-	3,439	-
CANAAN/COPE	5,000	-	-	57,815	125	-	148	4
CATTLE CREEK	5,283	-	-	23,047	29	-	13,295	5,715
CEDAR GROVE	3,740	-	-	42,060	55	-	38,500	1,548
CENTRAL	-	-	1,500	26,859	-	-	25,930	-
CHARLES WESLEY	11,594	-	-	49,622	31	-	15,214	23,000
CLAFLIN	1,684	-	-	10,266	-	-	-	-
CLINTON	14,360	-	15,011	87,864	40	104,389	-	-
EAST BETHEL	2,088	-	7,400	19,201	10	-	17,770	2,287
EBENEZER/BOWMAN	8,000	-	-	57,423	40	-	45,000	10,000
EBENEZER/ORANGE CIR	14,313	-	2,921	62,281	33	-	44,904	5,950
EDISTO FORK	5,400	6,540	410,000	552,564	500	127,756	347,946	7,690
ELLOREE	15,653	-	3,534	101,416	67	-	79,630	5,354
EUTAWVILLE	17,258	-	1,731	63,796	35	-	49,251	5,665
FOREST CHAPEL	3,769	-	-	23,695	39	28,500	1,500	-
FRANKLIN	10,389	6,767	22,304	100,894	70	-	74,424	3,444
GERIZIM	3,635	-	-	12,515	17	-	19,531	535
HOLLY HILL	36,986	-	-	203,678	102	-	196,373	1,687
JERICHO	15,976	-	9,847	68,231	61	-	53,807	913
JERUSALEM	20,656	26,004	-	101,063	85	-	63,720	15,930
KEARSE	2,951	-	-	6,915	12	-	-	-
LEBANON	15,726	-	3,861	70,362	55	-	74,977	1,534

ORANGEBURG DISTRICT	TABLE NO. 2 STATISTICAL REPORT (continued)				TABLE NO. 3 STATISTICAL REPORT			
	Local Church Expenses (continued)				Received for Annual Budget/Spending Plan			
Church Name	Total amount spent for other local church operating expenses	Total amount paid for principal and interest on indebtedness, loans, mortgages, etc.	Total amount paid on capital expenditures for building, improvements, and major equipment purchases	TOTAL AMOUNT PAID BY THE LOCAL CHURCH ON ALL EXPENDITURES	Number of households giving to the local church	Amount received through pledges	Amount received from non-pledging, but identified givers	Amount received from unidentified givers
	62	63	64	65	66	67.a	67.b	67.c
LIMESTONE	-	-	-	40,295	24	33,487	-	292
LIVINGSTON	16,443	-	9,689	72,606	53	-	61,382	2,727
MAIN STREET/BAMBERG	9,705	-	12,496	52,386	20	-	50,852	2,201
MAYES CHAPEL	4,885	-	3,800	33,863	59	-	25,570	-
MIZPAH	6,472	-	-	11,892	7	-	-	-
MT CARMEL	20,483	-	-	121,271	75	15,552	83,855	6,040
MT NEBO	-	-	-	54,023	46	-	-	222
MT ZION/BAMBERG CIR	12,140	35,095	3,540	85,167	108	86,432	-	-
MT ZION/SANDY RUN	11,164	-	-	42,892	38	-	36,738	4,082
NEESES	5,600	-	3,005	20,168	17	-	17,758	265
NEW BEGINNING	15,103	-	10,954	72,898	120	-	114,848	1,225
NEW COVENANT	18	35	-	90,424	89	261	-	-
NEW HOPE	24,300	-	-	39,985	15	-	12,113	1,904
NEW LIGHT	11,700	-	-	124,888	51	117,000	12,200	-
NORTH	19,767	-	-	92,124	25	-	97,725	1,744
NORTH ORANGEBURG	38,000	39,000	10,000	241,847	165	-	295,000	2,900
OAK GROVE	5,446	-	-	16,675	9	-	11,055	220
ORANGE GROVE	11,669	-	39,760	108,549	-	-	66,000	600
PELION	4,218	-	2,736	58,996	79	60,516	-	-
PINE HILL	17,972	-	4,636	66,596	38	-	65,171	1,836
PINEVILLE	5,875	-	-	61,318	102	-	77,650	45
PLEASANT HILL	6,556	-	-	48,820	-	-	30,835	-
PROSPECT	4,704	-	-	47,022	91	-	34,590	-
PROVIDENCE/HOLLY HILL	40,416	-	-	169,938	107	-	149,929	3,017
SALEM	3,825	-	500	11,515	10	-	-	-
SALLEY	6,584	-	-	11,322	13	-	16,706	1,000
SHADY GROVE	15,627	-	4,735	79,492	31	-	42,787	2,598
SHARON	2,720	-	-	36,033	-	-	-	-
SILAS	6,500	23,760	-	75,933	-	-	-	-
SILOAM	3,424	-	-	14,324	-	-	12,148	-
SPRINGFIELD	11,209	-	-	41,638	23	-	58,243	525
ST ANDREWS	121,624	12,000	-	455,103	94	436,086	-	2,368
ST JOHN/AIKEN	326,210	88,839	-	1,904,584	682	1,437,057	190,211	8,405
ST JOHN/NORWAY	10,117	2,424	2,657	70,146	40	-	68,356	1,197

ORANGEBURG DISTRICT	TABLE NO. 2 STATISTICAL REPORT (continued)				TABLE NO. 3 STATISTICAL REPORT			
	Local Church Expenses (continued)				Received for Annual Budget/Spending Plan			
Church Name	Total amount spent for other local church operating expenses	Total amount paid for principal and interest on indebtedness, loans, mortgages, etc.	Total amount paid on capital expenditures for building, improvements, and major equipment purchases	TOTAL AMOUNT PAID BY THE LOCAL CHURCH ON ALL EXPENDITURES	Number of households giving to the local church	Amount received through pledges	Amount received from non-pledging, but identified givers	Amount received from unidentified givers
	62	63	64	65	66	67.a	67.b	67.c
ST JOHN/ORANGE CIR	7,008	-	-	24,038	7	-	16,523	52
ST JOHN/ORANGEBURG	6,412	-	2,459	60,929	10	-	35,187	22,105
ST JOHN/ORANGEBURG CR	1,600	-	1,800	29,326	62	-	-	400
ST MARK	12,000	12,000	20,000	162,967	50	175,000	55,000	1,000
ST PAUL/NEW ELLENTON	51,410	58,315	24,261	250,311	122	139,276	49,464	6,253
ST PAUL/ST MATTHEWS	44,225	-	-	188,486	100	-	153,884	2,736
ST PAUL'S/ORANGEBURG	71,723	9,300	13,890	337,906	116	197,780	70,660	16,743
ST STEPHEN/BOWMAN	8,675	-	-	48,015	70	-	60,000	-
ST STEPHEN/ORANGEBURG	12,900	-	3,102	77,286	133	106,431	-	2,963
SWANSEA	22,327	9,582	11,861	111,773	64	-	93,585	-
TARGET	18,794	-	-	63,071	37	-	40,145	4,501
TRINITY/AIKEN	87,947	78,456	37,000	453,095	253	-	462,534	6,080
TRINITY/BAMBERG	65,339	-	13,646	287,151	116	248,741	-	5,127
TRINITY/ORANGE CIR	3,805	-	-	22,980	12	-	12,450	-
TRINITY/ORANGEBURG	40,000	-	30,000	298,066	225	303,000	5,000	2,000
UNION	6,490	-	17,344	72,027	20	-	66,276	8,890
WAGENER	14,001	-	13,601	95,035	53	-	74,713	1,555
WESLEY	9,750	1,500	-	51,743	40	-	95,385	5,468
WESLEY CHAPEL/CALHOUN	6,614	-	606	46,718	20	-	47,024	6,513
WESLEY CHAPEL/JACKSON	6,484	-	2,465	52,379	22	50,344	2,400	1,087
WESLEY GROVE	11,800	-	2,459	49,720	35	-	54,514	1,115
WEST BETHEL	13,058	-	-	44,714	29	-	47,328	1,905
WHITE HOUSE	5,800	-	500	29,480	45	-	45,000	10,000
WIGHTMAN	13,000	-	-	44,383	35	-	52,000	5,000
WILLISTON	13,134	-	9,837	75,405	45	-	77,116	4,700
TOTALS	**1,801,559**	**426,948**	**916,705**	**10,459,179**	**5,993**	**4,038,090**	**5,035,471**	**282,343**

ORANGEBURG DISTRICT	TABLE NO. 3 STATISTICAL REPORT (continued)						
	Received for Annual Budget/Spending Plan (continued)					Capital Campaign/Other Designated Projects	
Church Name	Amount received from Interest and Dividends	Amount received through Sale of Church Assets	Amount received through building use fees, contributions, and rentals	Amount received through fundraisers and other sources	Total income for annual budget/spending plan	Capital Campaign	Memorials, Endowments, Bequests
	67.d	67.e	67.f	67.g	67	68.a	68.b
ANDREW CHAPEL	-	-	75	7,306	77,626	-	-
BARNWELL	289	-	-	-	190,428	10,988	6,760
BETHEL PARK	122	-	200	-	164,515	21,909	2,330
BETHEL/BAMBERG	-	-	-	-	28,060	-	-
BETHEL/JACKSON	275	-	-	-	63,963	2,217	2,626
BETHEL/PELION	-	-	-	-	64,073	-	13,958
BETHEL/ROWESVILLE	-	-	-	-	39,514	-	-
BETHLEHEM	-	-	800	1,500	2,700	-	-
BEULAH	-	-	300	12,531	267,873	-	375
BLACKVILLE	-	-	-	-	11,900	-	-
BRANCHVILLE	-	-	-	-	63,844	-	-
CALVARY/SWANSEA	77	-	314	-	71,458	11,283	27,414
CAMERON	-	-	-	-	3,439	-	-
CANAAN/COPE	150	-	-	-	302	-	-
CATTLE CREEK	-	-	200	4,500	23,710	-	930
CEDAR GROVE	-	-	-	3,600	43,648	-	-
CENTRAL	-	-	-	-	25,930	-	-
CHARLES WESLEY	-	-	100	-	38,314	-	100
CLAFLIN	-	-	-	-	-	-	-
CLINTON	-	-	-	-	104,389	-	-
EAST BETHEL	-	-	-	90	20,147	-	-
EBENEZER/BOWMAN	-	-	-	-	55,000	-	1,200
EBENEZER/ORANGE CIR	342	-	3,240	-	54,436	-	-
EDISTO FORK	864	-	-	1,680	485,936	63,000	-
ELLOREE	-	-	-	6,742	91,726	-	670
EUTAWVILLE	-	-	-	-	54,916	-	1,360
FOREST CHAPEL	-	-	-	4,325	34,325	-	-
FRANKLIN	-	-	-	12,810	90,678	-	-
GERIZIM	2	-	-	-	20,068	-	470
HOLLY HILL	-	-	-	-	198,060	-	5,045
JERICHO	-	-	-	-	54,720	-	-
JERUSALEM	11	-	-	9,806	89,467	-	401
KEARSE	-	-	-	-	-	-	-
LEBANON	185	-	250	-	76,946	-	515

ORANGEBURG DISTRICT	TABLE NO. 3 STATISTICAL REPORT (continued)						
	Received for Annual Budget/Spending Plan (continued)					Capital Campaign/Other Designated Projects	
Church Name	Amount received from Interest and Dividends	Amount received through Sale of Church Assets	Amount received through building use fees, contributions, and rentals	Amount received through fundraisers and other sources	Total income for annual budget/spending plan	Capital Campaign	Memorials, Endowments, Bequests
	67.d	67.e	67.f	67.g	67	68.a	68.b
LIMESTONE	-	-	-	-	33,779	1,070	-
LIVINGSTON	1,138	-	300	-	65,547	-	213
MAIN STREET/BAMBERG	27	-	-	-	53,080	-	1,075
MAYES CHAPEL	-	-	125	6,211	31,906	-	-
MIZPAH	-	-	-	6,472	6,472	-	-
MT CARMEL	-	400	600	15,051	121,498	-	-
MT NEBO	-	-	-	500	722	-	-
MT ZION/BAMBERG CIR	-	-	-	12,000	98,432	-	-
MT ZION/SANDY RUN	-	-	-	-	40,820	-	2,060
NEESES	-	-	-	-	18,023	-	4,521
NEW BEGINNING	-	-	-	-	116,073	-	-
NEW COVENANT	-	-	-	-	261	-	-
NEW HOPE	75	-	-	-	14,092	-	-
NEW LIGHT	-	-	-	-	129,200	-	-
NORTH	4,793	-	3,000	106,812	214,074	-	-
NORTH ORANGEBURG	-	-	3,000	-	300,900	-	3,600
OAK GROVE	84	-	-	-	11,359	-	800
ORANGE GROVE	6	-	-	4,500	71,106	10,000	-
PELION	-	-	-	-	60,516	-	500
PINE HILL	15	-	170	-	67,192	-	-
PINEVILLE	-	-	150	9,845	87,690	-	-
PLEASANT HILL	-	-	-	-	30,835	-	-
PROSPECT	-	-	-	8,431	43,021	-	-
PROVIDENCE/HOLLY HILL	547	-	450	-	153,943	-	11,822
SALEM	-	-	-	-	-	-	-
SALLEY	23	-	-	385	18,114	-	-
SHADY GROVE	-	-	-	-	45,385	-	-
SHARON	-	-	-	-	-	-	-
SILAS	-	-	-	-	-	-	-
SILOAM	5,000	-	-	-	17,148	-	50
SPRINGFIELD	529	-	-	-	59,297	-	1,102
ST ANDREWS	1,576	-	5,606	19,542	465,178	5,370	6,914
ST JOHN/AIKEN	4,583	-	2,575	-	1,642,831	51,111	20,053
ST JOHN/NORWAY	-	-	-	-	69,553	-	-

ORANGEBURG DISTRICT	TABLE NO. 3 STATISTICAL REPORT (continued)						
	Received for Annual Budget/Spending Plan (continued)					Capital Campaign/Other Designated Projects	
Church Name	Amount received from Interest and Dividends	Amount received through Sale of Church Assets	Amount received through building use fees, contributions, and rentals	Amount received through fundraisers and other sources	Total income for annual budget/spending plan	Capital Campaign	Memorials, Endowments, Bequests
	67.d	67.e	67.f	67.g	67	68.a	68.b
ST JOHN/ORANGE CIR	-	-	-	-	16,575	-	2,054
ST JOHN/ORANGEBURG	-	-	-	-	57,292	-	2,906
ST JOHN/ORANGEBURG CR	-	-	-	6,000	6,400	-	-
ST MARK	200	1,000	-	-	232,200	-	-
ST PAUL/NEW ELLENTON	2,184	-	1,550	-	198,727	-	4,865
ST PAUL/ST MATTHEWS	-	-	75	-	156,695	-	11,107
ST PAUL'S/ORANGEBURG	-	-	1,280	-	286,463	-	344,760
ST STEPHEN/BOWMAN	-	-	-	-	60,000	-	-
ST STEPHEN/ORANGEBURG	-	-	-	4,631	114,025	-	-
SWANSEA	-	-	-	-	93,585	-	-
TARGET	581	-	-	2,924	48,151	2,792	10,635
TRINITY/AIKEN	-	20,000	585	-	489,199	-	3,082
TRINITY/BAMBERG	-	-	-	-	253,868	-	11,000
TRINITY/ORANGE CIR	-	-	25	4,000	16,475	-	-
TRINITY/ORANGEBURG	-	-	8,000	50,000	368,000	-	30,000
UNION	50	-	-	-	75,216	-	1,187
WAGENER	-	-	90	-	76,358	9,379	908
WESLEY	260	-	300	876	102,289	-	-
WESLEY CHAPEL/CALHOUN	3,974	-	-	-	57,511	-	-
WESLEY CHAPEL/JACKSON	48	-	80	210	54,169	-	2,870
WESLEY GROVE	-	-	-	-	55,629	-	-
WEST BETHEL	37	-	-	-	49,270	-	-
WHITE HOUSE	-	-	200	-	55,200	-	800
WIGHTMAN	-	-	-	-	57,000	-	1,200
WILLISTON	64	-	6,000	-	87,880	8,673	3,524
TOTALS	**28,111**	**21,400**	**39,640**	**323,280**	**9,768,335**	**197,792**	**547,762**

ORANGEBURG DISTRICT	TABLE NO. 3 STATISTICAL REPORT (continued)						
	Capital Campaign and Other Designated Projects			Institutional Support			
Church Name	Other Sources & Projects	Amount received for Special Sundays, General Advance Specials, World Service Specials, Conference Advance Specials and other forms of directed benevolent (charitable) giving	Total income for designated causes including capital campaign and other special projects	Equitable Compensation Funds	Advanced Special, apportioned and connectional funds received by church	Other grants and financial support from institutional sources	Total income from connectional and other institutional sources outside the local church
	68.c	68.d	68	69.a	69.b	69.c	69
ANDREW CHAPEL	-	-	-	-	-	-	-
BARNWELL	-	-	17,748	-	-	-	-
BETHEL PARK	2,445	4,338	31,022	-	-	-	-
BETHEL/BAMBERG	-	-	-	-	-	-	-
BETHEL/JACKSON	675	-	5,518	-	-	-	-
BETHEL/PELION	-	9,076	23,034	-	-	-	-
BETHEL/ROWESVILLE	-	5,530	5,530	-	-	-	-
BETHLEHEM	-	600	600	-	-	-	-
BEULAH	-	-	375	-	-	-	-
BLACKVILLE	-	-	-	8,000	-	-	8,000
BRANCHVILLE	-	-	-	-	-	-	-
CALVARY/SWANSEA	-	7,007	45,704	-	-	-	-
CAMERON	-	-	-	-	-	-	-
CANAAN/COPE	-	-	-	-	-	-	-
CATTLE CREEK	-	-	930	-	-	-	-
CEDAR GROVE	-	-	-	-	-	-	-
CENTRAL	-	-	-	-	-	-	-
CHARLES WESLEY	-	1,595	1,695	-	-	-	-
CLAFLIN	-	-	-	-	-	-	-
CLINTON	-	-	-	-	-	-	-
EAST BETHEL	-	375	375	-	-	-	-
EBENEZER/BOWMAN	-	500	1,700	-	-	-	-
EBENEZER/ORANGE CIR	-	-	-	-	-	-	-
EDISTO FORK	-	2,600	65,600	-	-	-	-
ELLOREE	-	2,291	2,961	-	-	-	-
EUTAWVILLE	-	-	1,360	-	-	-	-
FOREST CHAPEL	-	-	-	-	-	-	-
FRANKLIN	-	-	-	-	-	-	-
GERIZIM	-	253	723	-	-	-	-
HOLLY HILL	-	1,218	6,263	-	-	-	-
JERICHO	-	-	-	-	-	-	-
JERUSALEM	-	2,889	3,290	-	-	-	-
KEARSE	-	-	-	-	-	-	-
LEBANON	3,724	534	4,773	-	-	-	-

ORANGEBURG DISTRICT	TABLE NO. 3 STATISTICAL REPORT (continued)						
	Capital Campaign and Other Designated Projects			Institutional Support			
Church Name	Other Sources & Projects	Amount received for Special Sundays, General Advance Specials, World Service Specials, Conference Advance Specials and other forms of directed benevolent (charitable) giving	Total income for designated causes including capital campaign and other special projects	Equitable Compensation Funds	Advanced Special, apportioned and connectional funds received by church	Other grants and financial support from institutional sources	Total income from connectional and other institutional sources outside the local church
	68.c	68.d	68	69.a	69.b	69.c	69
LIMESTONE	-	712	1,782	-	-	-	-
LIVINGSTON	-	1,226	1,439	-	-	-	-
MAIN STREET/BAMBERG	-	-	1,075	-	-	-	-
MAYES CHAPEL	-	363	363	3,055	-	-	3,055
MIZPAH	-	-	-	-	-	-	-
MT CARMEL	-	-	-	-	-	4,000	4,000
MT NEBO	-	-	-	-	-	-	-
MT ZION/BAMBERG CIR	-	-	-	-	-	-	-
MT ZION/SANDY RUN	-	110	2,170	-	-	-	-
NEESES	-	-	4,521	-	-	-	-
NEW BEGINNING	-	-	-	-	-	-	-
NEW COVENANT	-	-	-	-	-	-	-
NEW HOPE	-	-	-	-	-	-	-
NEW LIGHT	-	150	150	-	-	-	-
NORTH	-	-	-	-	-	-	-
NORTH ORANGEBURG	-	-	3,600	-	-	-	-
OAK GROVE	-	-	800	-	-	-	-
ORANGE GROVE	-	458	10,458	-	-	-	-
PELION	-	-	500	-	-	-	-
PINE HILL	-	2,256	2,256	-	-	-	-
PINEVILLE	-	-	-	-	-	-	-
PLEASANT HILL	-	-	-	-	-	-	-
PROSPECT	-	-	-	3,056	-	-	3,056
PROVIDENCE/HOLLY HILL	-	1,193	13,015	-	-	-	-
SALEM	-	-	-	-	-	-	-
SALLEY	-	330	330	-	-	-	-
SHADY GROVE	-	-	-	-	-	-	-
SHARON	-	-	-	-	-	-	-
SILAS	-	-	-	-	-	-	-
SILOAM	-	-	50	-	-	-	-
SPRINGFIELD	-	-	1,102	-	-	-	-
ST ANDREWS	-	6,629	18,913	-	-	-	-
ST JOHN/AIKEN	-	175,723	246,887	-	-	-	-
ST JOHN/NORWAY	-	-	-	-	-	-	-

ORANGEBURG DISTRICT	TABLE NO. 3 STATISTICAL REPORT (continued)						
	Capital Campaign and Other Designated Projects			Institutional Support			
Church Name	Other Sources & Projects	Amount received for Special Sundays, General Advance Specials, World Service Specials, Conference Advance Specials and other forms of directed benevolent (charitable) giving	Total income for designated causes including capital campaign and other special projects	Equitable Compensation Funds	Advanced Special, apportioned and connectional funds received by church	Other grants and financial support from institutional sources	Total income from connectional and other institutional sources outside the local church
	68.c	68.d	68	69.a	69.b	69.c	69
ST JOHN/ORANGE CIR	-	-	2,054	-	-	-	-
ST JOHN/ORANGEBURG	-	-	2,906	-	-	-	-
ST JOHN/ORANGEBURG CR	-	448	448	-	-	-	-
ST MARK	-	-	-	-	-	-	-
ST PAUL/NEW ELLENTON	11,147	-	16,012	-	-	-	-
ST PAUL/ST MATTHEWS	-	3,492	14,599	-	-	-	-
ST PAUL'S/ORANGEBURG	-	100	344,860	-	-	-	-
ST STEPHEN/BOWMAN	-	100	100	-	-	-	-
ST STEPHEN/ORANGEBURG	-	-	-	-	-	-	-
SWANSEA	-	-	-	-	-	-	-
TARGET	-	741	14,168	-	-	-	-
TRINITY/AIKEN	-	2,749	5,831	-	-	-	-
TRINITY/BAMBERG	-	3,089	14,089	-	-	-	-
TRINITY/ORANGE CIR	-	-	-	-	-	-	-
TRINITY/ORANGEBURG	-	-	30,000	-	-	-	-
UNION	-	-	1,187	-	-	-	-
WAGENER	1,366	1,814	13,467	-	-	-	-
WESLEY	-	-	-	-	-	-	-
WESLEY CHAPEL/CALHOUN	-	-	-	-	-	-	-
WESLEY CHAPEL/JACKSON	-	387	3,257	-	-	-	-
WESLEY GROVE	-	3,952	3,952	-	-	-	-
WEST BETHEL	-	-	-	-	-	-	-
WHITE HOUSE	-	1,000	1,800	-	-	-	-
WIGHTMAN	-	500	1,700	-	-	-	-
WILLISTON	-	180	12,377	-	-	-	-
TOTALS	**19,357**	**246,508**	**1,011,419**	**14,111**	**-**	**4,000**	**18,111**

ROCK HILL DISTRICT	TABLE NO. 1 STATISTICAL REPORT															
	Church Membership															
Church Name	Total Professing Members at Close of last year	Received this year on Profession of Christian Faith	Restored by affirmation	Correct previous year's reporting errors of total professing membership numbers by addition	Transferred in from other United Methodist Churches	Transferred in from non-United Methodist churches	Removed by Charge Conference Action	Withdrawn from Professing Membership	Correct previous year's reporting errors of total professing membership numbers by subtraction	Transferred out to other United Methodist Churches	Transferred out to non-United Methodist Churches	Removed by death	Total Professing Members at close of this year	Asian	African American/Black	Hispanic/Latino
	1	2.a	2.b	2.c	3	4	5.a	5.b	5.c	6	7	8	9	9.a	9.b	9.c
ADNAH	372	-	-	-	-	-	-	-	-	3	1	3	365	-	-	-
ALDERSGATE	374	1	-	-	6	2	-	-	-	1	1	3	378	1	-	-
ANTIOCH	127	2	-	-	1	6	-	-	-	-	-	4	132	-	-	1
ARMENIA	144	-	-	-	-	-	-	-	1	-	-	2	141	-	-	-
BELAIR	209	5	-	-	4	2	-	2	-	2	-	4	212	-	1	-
BETHEL/CHESTER	286	-	-	-	-	1	111	-	-	5	3	5	163	1	-	-
BETHEL/LANCASTER	72	2	-	-	-	-	-	-	-	-	-	1	73	-	-	-
BETHEL/ROCK HILL	161	-	-	-	-	2	-	-	-	-	-	3	160	-	-	-
BETHEL/ROCK HILL SOUTH	109	-	-	-	-	-	-	-	-	-	-	4	105	-	101	-
BETHESDA	46	-	-	-	-	-	-	-	-	-	2	2	42	-	-	-
CAMP CREEK	142	2	-	-	-	-	-	-	-	-	2	3	139	-	-	-
CANAAN	122	3	-	-	-	1	-	-	-	-	-	1	125	-	-	2
CAPERS CHAPEL	112	2	-	-	-	-	-	-	-	-	-	2	112	-	-	-
CATAWBA	95	-	-	-	1	1	-	-	-	-	-	1	96	-	1	-
CH OF GOOD SHEPHERD	185	2	-	-	3	-	3	-	-	-	-	1	186	-	1	-
CLOVER CHAPEL	46	-	-	-	-	-	-	-	-	-	-	-	46	-	46	-
CORNERSTONE	329	1	-	-	-	-	-	-	-	10	1	1	318	4	-	-
DAMASCUS	46	-	-	-	-	-	-	-	-	-	-	-	46	-	-	-
EBENEZER/GREAT FALLS	41	-	-	-	-	-	-	-	-	-	-	-	41	-	-	-
EL BETHEL	86	1	-	-	-	-	-	-	-	-	4	-	83	1	-	-
EPWORTH	197	-	-	-	-	-	-	-	-	-	1	4	192	-	-	-
FIRST/CLOVER	815	19	-	-	4	-	-	-	-	5	9	7	817	-	-	-
FIRST/KERSHAW	92	-	-	-	-	-	-	-	-	-	-	4	88	-	1	-
FIRST/LANCASTER	777	-	-	-	1	3	-	-	-	3	1	10	767	-	-	-
FORT LAWN	33	-	-	1	1	-	-	-	-	-	1	1	33	-	-	-
FRIENDSHIP/ROCKHILL	302	-	-	-	4	-	-	-	-	-	3	4	299	-	-	-
GOOD SAMARITAN	132	1	-	-	3	11	-	-	-	-	-	-	147	-	-	-
GRACE	281	1	-	-	-	1	-	-	-	-	-	2	281	-	-	-
GRACE COMMUNITY	-	19	-	93	15	4	-	-	-	1	2	-	128	-	-	2
GREEN POND	119	2	-	-	-	-	-	-	-	-	2	2	117	-	117	-
HANGING ROCK	89	4	-	-	-	-	-	-	-	-	-	-	93	-	-	-
HARMONY	76	-	-	-	-	-	-	-	-	-	1	4	71	-	-	-
HEATH CHAPEL	44	1	-	-	-	2	-	-	-	-	-	1	46	-	-	-
HEATH MEMORIAL	99	-	-	-	-	-	-	-	-	-	-	-	99	-	-	-
HOPEWELL/LANCASTER	373	-	-	-	2	-	-	-	-	1	-	4	370	-	-	-
HOPEWELL/YORK	51	2	-	-	-	2	-	-	-	-	-	1	54	-	54	-

ROCK HILL DISTRICT	TABLE NO. 1 STATISTICAL REPORT															
	Church Membership															
Church Name	Total Professing Members at Close of last year	Received this year on Profession of Christian Faith	Restored by affirmation	Correct previous year's reporting errors of total professing membership numbers by addition	Transferred in from other United Methodist Churches	Transferred in from non-United Methodist churches	Removed by Charge Conference Action	Withdrawn from Professing Membership	Correct previous year's reporting errors of total professing membership numbers by subtraction	Transferred out to other United Methodist Churches	Transferred out to non-United Methodist Churches	Removed by death	Total Professing Members at close of this year	Asian	African American/Black	Hispanic/Latino
	1	2.a	2.b	2.c	3	4	5.a	5.b	5.c	6	7	8	9	9.a	9.b	9.c
INDIA HOOK	344	1	-	-	6	1	-	-	-	4	1	5	342	-	3	-
KINGS MOUNTAIN CHAPEL	246	2	-	-	-	-	-	-	-	-	-	2	246	-	-	-
LYNNWOOD	101	2	-	-	2	-	-	-	-	4	-	2	99	-	-	-
MT DEARBORN	142	-	-	-	-	-	-	-	-	2	-	2	138	-	-	-
MT HARMONY	110	-	-	-	-	1	-	-	-	-	-	3	108	-	108	-
MT HOLLY	660	9	-	-	2	3	-	-	-	1	1	9	663	-	-	-
MT OLIVE	40	-	-	-	-	-	-	-	-	-	-	2	38	-	38	-
MT PROSPECT	70	-	-	-	-	-	-	-	-	-	1	1	68	-	-	-
MT VERNON	236	4	-	-	2	3	-	-	-	-	-	3	242	-	-	-
NEW HOPE/CHESTER	102	-	-	-	-	-	-	-	-	-	4	2	96	-	-	-
NEW HOPE/ROCK HILL	30	2	1	-	-	-	-	-	-	-	-	1	32	-	32	-
NEW ZION	125	1	-	-	4	-	-	-	-	-	1	4	125	-	-	-
OSCEOLA	193	8	-	-	4	1	-	-	-	-	-	5	201	-	-	-
PHILADELPHIA/FT MILL	573	23	-	-	10	7	-	-	-	4	1	5	603	2	-	-
PHILADELPHIA/SHARON	136	-	-	-	-	2	-	-	-	-	-	3	135	-	-	-
PLEASANT GROVE	81	2	-	-	3	1	-	-	-	-	-	-	87	-	-	-
PLEASANT HILL	579	7	-	-	15	14	-	2	-	-	4	2	607	-	-	2
RICHBURG	17	1	-	-	2	-	-	-	-	2	-	1	17	-	-	-
SALEM	95	-	-	-	-	-	-	-	-	-	-	-	95	-	-	-
SHADY GROVE	16	-	-	-	-	-	-	-	-	-	-	-	16	-	-	-
SHARON	87	-	-	-	-	-	-	-	-	-	1	1	85	-	-	-
ST JAMES	93	1	-	-	-	3	-	-	-	-	-	4	93	-	93	-
ST JOHN/ROCK HILL	1,946	17	-	-	13	22	-	-	-	18	8	25	1,947	5	-	-
ST JOHN'S/FORT MILL	847	15	-	-	14	11	-	3	-	5	3	8	868	1	1	-
ST LUKE	590	10	-	-	1	10	-	-	-	2	3	10	596	1	-	4
ST PAUL	200	-	-	-	-	-	-	-	-	2	-	7	191	-	-	-
TABERNACLE	229	2	-	-	-	-	-	2	-	4	1	2	222	-	-	-
TRINITY/E LANCASTER	66	-	-	-	-	2	-	-	-	-	-	3	65	-	-	-
TRINITY/YORK	497	9	-	-	1	2	-	-	-	5	-	5	499	-	-	-
VANWYCK	31	-	-	-	-	-	-	-	-	-	-	1	30	-	-	-
WESLEY	134	3	-	-	-	3	-	-	-	-	-	3	137	-	135	-
WESLEY MEMORIAL	144	-	-	-	6	-	-	-	-	-	-	5	145	-	-	-
WOODLAND	958	12	6	-	9	9	-	-	-	5	8	6	975	3	3	-
ZION	386	7	-	-	3	-	-	-	-	1	3	9	383	-	-	-
TOTALS	**16,688**	**208**	**7**	**94**	**142**	**133**	**114**	**9**	**1**	**90**	**74**	**225**	**16,759**	**19**	**735**	**11**

ROCK HILL DISTRICT	TABLE NO. 1 STATISTICAL REPORT (continued)													
	Church Membership (continued)											Christian Formation Groups		
Church Name	Native American	Pacific Islander	White	Multi-Racial	Females	Males	Average attendance at all weekly worship services	Number of persons baptized this year (all ages)	Total Baptized Members who have not become Professing Members	Number of other constituents	Total enrolled in confirmation classes This Year	Number of Children in all Christian formation groups and other small group ministries 0-11	Number of Youth in all Christian formation groups and other small group ministries 12-18	Number of Young Adults in all Christian formation groups and other small group ministries 19-30
	9.d	9.e	9.f	9.g	9.h	9.i	10	11	12	13	14	15	16	17
ADNAH	1	-	364	-	172	193	93	2	41	31	-	32	9	18
ALDERSGATE	-	-	377	-	220	158	140	-	70	15	1	14	18	4
ANTIOCH	-	-	131	-	75	57	85	3	-	11	4	12	4	-
ARMENIA	-	-	-	141	83	58	45	1	5	3	-	3	5	-
BELAIR	1	-	210	-	118	94	84	1	18	2	5	1	14	1
BETHEL/CHESTER	-	-	162	-	111	52	70	-	6	2	-	2	8	-
BETHEL/LANCASTER	-	-	73	-	39	34	30	-	-	4	-	5	3	-
BETHEL/ROCK HILL	1	-	158	1	92	68	61	1	1	26	-	16	12	6
BETHEL/ROCK HILL SOUTH	-	-	-	4	80	25	45	-	-	5	-	-	4	-
BETHESDA	-	-	42	-	24	18	14	-	-	-	-	-	-	1
CAMP CREEK	-	-	139	-	82	57	56	5	-	-	-	6	4	5
CANAAN	-	-	123	-	73	52	45	3	8	3	2	6	12	17
CAPERS CHAPEL	-	-	112	-	70	42	52	2	17	16	-	10	-	6
CATAWBA	1	-	91	3	56	40	55	-	14	2	-	15	6	6
CH OF GOOD SHEPHERD	-	-	185	-	96	90	67	2	24	41	1	5	8	-
CLOVER CHAPEL	-	-	-	-	33	13	49	-	-	-	-	4	8	-
CORNERSTONE	-	-	314	-	184	134	88	-	11	10	-	12	3	2
DAMASCUS	-	1	45	-	30	16	30	-	1	-	-	-	-	-
EBENEZER/GREAT FALLS	-	-	41	-	21	20	14	-	-	-	-	-	-	-
EL BETHEL	-	-	82	-	43	40	35	1	-	6	4	3	2	2
EPWORTH	-	-	192	-	108	84	32	-	10	3	-	-	-	-
FIRST/CLOVER	-	-	817	-	361	456	259	8	153	40	16	75	30	2
FIRST/KERSHAW	-	-	87	-	48	40	21	-	7	-	-	2	-	-
FIRST/LANCASTER	-	-	767	-	429	338	161	4	4	-	-	15	33	4
FORT LAWN	-	-	33	-	19	14	16	-	1	3	-	2	-	1
FRIENDSHIP/ROCKHILL	-	-	299	-	163	136	85	-	11	22	-	15	10	2
GOOD SAMARITAN	-	-	147	-	79	68	73	5	5	30	-	16	10	6
GRACE	-	-	281	-	163	118	95	-	-	-	-	11	13	3
GRACE COMMUNITY	-	-	126	-	78	50	158	8	20	83	8	48	9	11
GREEN POND	-	-	-	-	75	42	35	1	10	2	-	10	5	5
HANGING ROCK	-	-	93	-	42	51	51	1	6	-	-	4	5	-
HARMONY	-	-	-	-	47	24	55	-	-	7	-	6	2	6
HEATH CHAPEL	-	-	46	-	31	15	15	2	-	-	-	-	-	-
HEATH MEMORIAL	-	-	99	-	55	44	53	-	18	86	-	3	3	2
HOPEWELL/LANCASTER	-	-	370	-	203	167	129	1	14	9	3	31	13	11
HOPEWELL/YORK	-	-	-	-	41	13	35	1	5	4	2	4	1	-

ROCK HILL DISTRICT	TABLE NO. 1 STATISTICAL REPORT (continued)													
	Church Membership (continued)											Christian Formation Groups		
Church Name	Native American	Pacific Islander	White	Multi-Racial	Females	Males	Average attendance at all weekly worship services	Number of persons baptized this year (all ages)	Total Baptized Members who have not become Professing Members	Number of other constituents	Total enrolled in confirmation classes This Year	Number of Children in all Christian formation groups and other small group ministries 0-11	Number of Youth in all Christian formation groups and other small group ministries 12-18	Number of Young Adults in all Christian formation groups and other small group ministries 19-30
	9.d	9.e	9.f	9.g	9.h	9.i	10	11	12	13	14	15	16	17
INDIA HOOK	-	-	339	-	187	155	133	-	11	63	-	19	15	7
KINGS MOUNTAIN CHAPEL	-	-	246	-	145	101	75	3	27	56	6	10	3	6
LYNNWOOD	-	-	99	-	59	40	32	-	-	-	-	-	-	-
MT DEARBORN	-	-	138	-	81	57	35	-	-	-	-	4	12	-
MT HARMONY	-	-	-	-	67	41	40	-	13	-	-	-	-	-
MT HOLLY	-	1	662	-	343	320	180	3	-	-	9	45	35	28
MT OLIVE	-	-	-	-	24	14	40	-	-	-	-	10	8	5
MT PROSPECT	1	-	67	-	40	28	22	-	-	-	-	-	-	-
MT VERNON	-	-	242	-	143	99	107	6	2	8	8	21	19	22
NEW HOPE/CHESTER	-	-	95	1	56	40	32	-	27	3	-	5	4	-
NEW HOPE/ROCK HILL	-	-	-	-	19	13	40	-	-	8	-	-	3	-
NEW ZION	-	-	125	-	72	53	49	1	-	-	-	6	-	9
OSCEOLA	1	-	200	-	107	94	93	-	22	-	-	15	17	24
PHILADELPHIA/FT MILL	-	-	601	-	310	293	319	16	156	25	8	82	30	-
PHILADELPHIA/SHARON	-	-	132	3	73	62	71	4	4	-	-	5	6	10
PLEASANT GROVE	-	-	87	-	52	35	48	2	2	10	-	2	1	-
PLEASANT HILL	-	-	603	2	365	242	229	9	8	-	-	39	16	51
RICHBURG	-	-	17	-	8	9	15	-	-	5	1	-	1	-
SALEM	-	-	95	-	58	37	10	-	3	-	-	1	2	-
SHADY GROVE	1	-	15	-	11	5	25	1	4	23	-	6	-	-
SHARON	-	-	85	-	51	34	35	1	6	10	2	10	9	-
ST JAMES	-	-	-	-	64	29	48	-	-	5	4	6	4	3
ST JOHN/ROCK HILL	-	-	1,942	-	1,056	891	534	24	253	538	15	182	50	42
ST JOHN'S/FORT MILL	-	-	864	2	470	398	372	17	11	388	11	45	20	3
ST LUKE	-	-	591	-	310	286	179	5	120	126	9	31	26	6
ST PAUL	-	-	191	-	120	71	55	-	7	7	3	10	1	8
TABERNACLE	-	-	222	-	118	104	78	2	23	6	2	23	6	2
TRINITY/E LANCASTER	-	-	65	-	50	15	45	1	1	1	-	-	-	-
TRINITY/YORK	-	-	499	-	265	234	189	3	71	161	7	66	30	18
VANWYCK	-	-	30	-	17	13	7	-	-	4	-	-	-	-
WESLEY	-	-	1	-	84	53	79	-	9	8	4	6	4	4
WESLEY MEMORIAL	-	-	144	1	86	59	72	2	2	15	-	6	3	-
WOODLAND	-	-	969	-	567	408	221	5	85	17	23	35	60	-
ZION	-	-	383	-	215	168	195	1	146	79	8	52	16	12
TOTALS	**7**	**2**	**15,755**	**158**	**9,337**	**7,422**	**6,135**	**158**	**1,493**	**2,032**	**166**	**1,130**	**655**	**381**

ROCK HILL DISTRICT	TABLE NO 1 STATISTICAL REPORT (continued)									
	Christian Formation Groups (continued)								UMMen	
Church Name	Number of Other Adults in all Christian formation groups and other small group ministries 31 and older	Total Christian formation participants	Average weekly attendance (all ages) in Sunday Church school	Number of persons (all ages) active in covenant discipleship groups	Number of participants in Vacation Bible School	Number of ongoing classes (all ages) for learning in Sunday Church School	Number of ongoing classes for learning (all ages) other than Sunday Church School	Number of short-term classes and groups (all ages) for learning	Membership in United Methodist Men	Amount Paid for Projects UMM
	18	19	20	21	22	23	24	25	26	27
ADNAH	73	132	39	-	42	5	5	1	16	1,278
ALDERSGATE	64	100	62	36	37	9	8	2	15	954
ANTIOCH	73	89	39	-	50	4	-	1	10	-
ARMENIA	17	25	15	2	8	3	-	2	-	-
BELAIR	86	102	29	5	39	4	2	2	18	75
BETHEL/CHESTER	29	39	27	4	10	3	1	1	-	-
BETHEL/LANCASTER	4	12	16	-	-	3	-	-	6	400
BETHEL/ROCK HILL	32	66	22	12	40	5	2	3	-	-
BETHEL/ROCK HILL SOUTH	-	4	10	-	15	5	-	-	-	-
BETHESDA	13	14	12	-	-	1	-	-	-	-
CAMP CREEK	45	60	36	5	32	5	-	-	14	450
CANAAN	24	59	11	25	45	3	3	1	-	-
CAPERS CHAPEL	26	42	26	6	43	5	1	2	-	-
CATAWBA	25	52	25	-	57	7	-	1	12	-
CH OF GOOD SHEPHERD	19	32	19	4	41	4	3	2	9	2,197
CLOVER CHAPEL	34	46	14	9	71	2	1	1	9	-
CORNERSTONE	41	58	38	-	25	5	1	1	18	2,728
DAMASCUS	3	3	-	-	-	-	-	1	-	-
EBENEZER/GREAT FALLS	6	6	-	-	-	-	-	1	-	-
EL BETHEL	40	47	22	14	12	2	1	1	-	-
EPWORTH	35	35	24	-	-	3	-	1	-	-
FIRST/CLOVER	214	321	167	23	54	18	7	8	23	6,279
FIRST/KERSHAW	10	12	5	-	-	2	-	1	-	-
FIRST/LANCASTER	123	175	78	115	75	9	15	2	30	1,000
FORT LAWN	7	10	10	7	11	2	1	1	7	-
FRIENDSHIP/ROCKHILL	65	92	45	-	60	7	-	3	37	500
GOOD SAMARITAN	14	46	12	13	164	3	2	-	-	-
GRACE	63	90	56	9	14	6	4	1	15	561
GRACE COMMUNITY	96	164	51	44	-	4	4	3	-	-
GREEN POND	30	50	15	-	25	3	1	1	10	250
HANGING ROCK	37	46	43	-	7	4	-	2	-	-
HARMONY	8	22	10	-	25	10	-	-	-	-
HEATH CHAPEL	6	6	5	-	-	-	-	-	-	-
HEATH MEMORIAL	32	40	27	5	38	3	3	1	-	-
HOPEWELL/LANCASTER	80	135	73	5	45	11	-	5	25	15,835
HOPEWELL/YORK	12	17	8	6	14	1	1	2	8	350

ROCK HILL DISTRICT	TABLE NO 1 STATISTICAL REPORT (continued)									
	Christian Formation Groups (continued)								UMMen	
Church Name	Number of Other Adults in all Christian formation groups and other small group ministries 31 and older	Total Christian formation participants	Average weekly attendance (all ages) in Sunday Church school	Number of persons (all ages) active in covenant discipleship groups	Number of participants in Vacation Bible School	Number of ongoing classes (all ages) for learning in Sunday Church School	Number of ongoing classes for learning (all ages) other than Sunday Church School	Number of short-term classes and groups (all ages) for learning	Membership in United Methodist Men	Amount Paid for Projects UMM
	18	19	20	21	22	23	24	25	26	27
INDIA HOOK	45	86	47	21	60	5	5	20	13	3,440
KINGS MOUNTAIN CHAPEL	28	47	36	-	20	7	-	3	12	-
LYNNWOOD	28	28	20	-	-	3	1	-	-	-
MT DEARBORN	25	41	25	-	-	4	-	2	-	-
MT HARMONY	-	-	17	-	25	3	1	-	13	-
MT HOLLY	85	193	95	-	100	11	5	2	26	-
MT OLIVE	23	46	12	-	30	1	2	1	14	150
MT PROSPECT	-	-	-	-	-	-	-	-	8	-
MT VERNON	86	148	90	22	36	12	4	5	6	-
NEW HOPE/CHESTER	15	24	12	4	5	2	-	2	-	-
NEW HOPE/ROCK HILL	9	12	10	-	-	1	2	1	7	-
NEW ZION	15	30	12	-	-	2	1	-	-	-
OSCEOLA	45	101	60	-	35	-	-	1	15	-
PHILADELPHIA/FT MILL	75	187	95	25	100	10	3	2	45	3
PHILADELPHIA/SHARON	18	39	26	-	50	3	1	1	9	7,990
PLEASANT GROVE	24	27	6	-	-	1	1	1	-	-
PLEASANT HILL	133	239	110	-	108	14	-	6	25	5,011
RICHBURG	7	8	-	-	-	-	-	1	-	-
SALEM	4	7	6	-	-	-	-	1	-	-
SHADY GROVE	-	6	-	-	-	-	-	-	-	-
SHARON	9	28	12	5	12	2	2	-	-	-
ST JAMES	11	24	15	6	23	3	1	1	21	-
ST JOHN/ROCK HILL	202	476	292	25	275	18	8	2	30	-
ST JOHN'S/FORT MILL	132	200	180	-	215	18	-	3	88	2,700
ST LUKE	115	178	95	-	78	12	2	9	32	600
ST PAUL	18	37	30	-	15	4	-	1	8	-
TABERNACLE	49	80	50	-	24	9	-	4	16	547
TRINITY/E LANCASTER	30	30	20	-	-	-	1	-	-	-
TRINITY/YORK	126	240	109	20	250	11	-	2	28	4,600
VANWYCK	-	-	-	-	-	-	-	-	-	-
WESLEY	11	25	16	12	21	3	1	1	18	1,200
WESLEY MEMORIAL	35	44	30	15	-	5	3	2	-	-
WOODLAND	52	147	132	-	90	11	3	7	20	800
ZION	144	224	110	44	67	4	2	6	27	1,054
TOTALS	**3,085**	**5,251**	**2,861**	**548**	**2,738**	**340**	**115**	**141**	**763**	**60,952**

ROCK HILL DISTRICT	TABLE NO. 1 STATISTICAL REPORT (continued)									
	UMWomen		UMVIM		Mission Teams		Community Ministries			
Church Name	Membership in United Methodist Women	Amount paid for local church and community work UMW	Number UMVIM teams sent from Local church	Number of persons sent out on UMVIM teams from this local church	Number of other mission teams sent from this local church	Number of persons sent out on other mission teams from this local church	Number of community ministries for daycare and/or education	Number of persons served by community ministries for daycare and/or education	Number of community ministries for outreach, justice, and mercy	Number of persons served by community ministries for outreach, justice, and mercy
	28	29	30.a	30.b	31.a	31.b	32	33	34	35
ADNAH	12	389	-	-	1	3	-	-	-	-
ALDERSGATE	51	2,169	-	-	-	-	1	-	2	76
ANTIOCH	12	1,371	-	-	-	-	-	-	-	450
ARMENIA	-	-	-	-	-	-	-	-	-	-
BELAIR	28	450	3	5	2	15	3	-	11	2,862
BETHEL/CHESTER	24	372	-	-	-	6	-	-	18	170
BETHEL/LANCASTER	7	1,451	-	-	-	-	-	-	5	150
BETHEL/ROCK HILL	18	250	1	4	2	12	-	-	3	425
BETHEL/ROCK HILL SOUTH	8	-	-	-	-	-	-	-	-	-
BETHESDA	-	-	-	-	-	-	-	-	2	14
CAMP CREEK	17	550	-	-	6	-	-	-	-	-
CANAAN	-	-	-	-	-	-	1	12	4	20
CAPERS CHAPEL	-	-	-	-	3	10	-	-	5	300
CATAWBA	20	590	-	-	-	-	-	-	3	52
CH OF GOOD SHEPHERD	16	1,452	-	-	1	7	-	-	7	2,366
CLOVER CHAPEL	10	225	-	-	-	5	-	-	3	300
CORNERSTONE	41	745	1	2	16	1	-	-	-	290
DAMASCUS	-	-	-	-	-	-	-	-	-	-
EBENEZER/GREAT FALLS	-	-	-	-	-	-	-	-	1	900
EL BETHEL	12	300	-	-	-	-	-	-	12	20
EPWORTH	20	100	-	-	-	-	-	-	8	300
FIRST/CLOVER	91	641	-	-	4	50	1	21	9	279
FIRST/KERSHAW	14	596	-	-	-	-	-	-	-	-
FIRST/LANCASTER	108	275	2	3	2	25	1	38	1	25
FORT LAWN	8	508	-	-	-	-	-	-	2	50
FRIENDSHIP/ROCKHILL	37	241	-	-	2	7	-	-	1	150
GOOD SAMARITAN	8	880	-	-	-	-	-	-	2	475
GRACE	42	1,740	-	-	1	-	-	-	7	70
GRACE COMMUNITY	-	-	-	-	-	-	1	212	1	20
GREEN POND	17	500	-	-	-	-	-	-	1	50
HANGING ROCK	-	-	-	-	-	-	-	-	3	-
HARMONY	-	-	-	-	-	-	-	-	14	-
HEATH CHAPEL	-	-	-	-	-	-	-	-	-	-
HEATH MEMORIAL	15	2,450	-	-	4	9	-	-	6	25
HOPEWELL/LANCASTER	15	2,045	-	-	21	-	-	-	3	1,280
HOPEWELL/YORK	28	900	-	-	-	-	-	-	3	40

ROCK HILL DISTRICT	TABLE NO. 1 STATISTICAL REPORT (continued)									
	UMWomen		UMVIM		Mission Teams		Community Ministries			
Church Name	Membership in United Methodist Women	Amount paid for local church and community work UMW	Number UMVIM teams sent from Local church	Number of persons sent out on UMVIM teams from this local church	Number of other mission teams sent from this local church	Number of persons sent out on other mission teams from this local church	Number of community ministries for daycare and/or education	Number of persons served by community ministries for daycare and/or education	Number of community ministries for outreach, justice, and mercy	Number of persons served by community ministries for outreach, justice, and mercy
	28	29	30.a	30.b	31.a	31.b	32	33	34	35
INDIA HOOK	15	1,445	-	-	3	16	2	50	14	1,100
KINGS MOUNTAIN CHAPEL	23	3,400	-	-	-	-	-	-	3	90
LYNNWOOD	-	-	-	-	-	-	-	-	-	-
MT DEARBORN	-	-	-	-	-	-	1	62	-	-
MT HARMONY	34	-	-	-	-	-	1	31	4	125
MT HOLLY	53	3,276	-	-	3	38	-	-	-	-
MT OLIVE	15	-	-	-	-	-	3	26	7	200
MT PROSPECT	15	-	-	-	-	-	-	-	2	-
MT VERNON	28	1,876	1	6	1	12	6	40	12	20
NEW HOPE/CHESTER	4	-	-	-	3	10	-	-	2	300
NEW HOPE/ROCK HILL	13	250	-	-	-	-	-	-	2	130
NEW ZION	-	-	-	-	-	-	-	-	-	-
OSCEOLA	24	-	-	-	1	7	-	-	6	-
PHILADELPHIA/FT MILL	40	2	-	-	3	60	2	60	3	600
PHILADELPHIA/SHARON	13	4,262	1	7	1	6	-	-	3	350
PLEASANT GROVE	12	1,160	-	-	-	-	-	-	9	250
PLEASANT HILL	30	3,838	-	-	3	60	4	115	9	412
RICHBURG	3	-	-	-	-	-	-	-	6	75
SALEM	-	-	-	-	-	-	-	-	2	200
SHADY GROVE	-	-	-	-	-	-	-	-	-	-
SHARON	-	-	-	-	-	-	-	-	2	100
ST JAMES	34	38	-	-	-	-	-	-	3	40
ST JOHN/ROCK HILL	130	5,600	-	-	12	72	35	450	34	5,000
ST JOHN'S/FORT MILL	69	3,700	-	-	3	-	1	102	3	150
ST LUKE	15	1,650	-	-	-	2	1	5	5	140
ST PAUL	18	-	-	-	1	4	-	-	-	-
TABERNACLE	14	439	-	-	2	14	-	-	2	30
TRINITY/E LANCASTER	-	-	-	-	-	-	-	-	-	-
TRINITY/YORK	49	578	-	-	3	45	3	100	4	500
VANWYCK	-	-	-	-	-	-	-	-	2	75
WESLEY	26	1,500	-	-	1	1	-	-	3	80
WESLEY MEMORIAL	-	-	-	-	-	-	1	1	3	-
WOODLAND	69	2,700	1	5	2	44	1	62	3	34
ZION	30	6,282	-	-	1	25	-	-	2	18
TOTALS	**1,455**	**63,186**	**10**	**32**	**108**	**566**	**69**	**1,387**	**287**	**21,178**

ROCK HILL DISTRICT	TABLE NO. 2 STATISTICAL REPORT							
	Property and Assets				Apportionments			
Church Name	Market value of church land, buildings and equipment	Market value of other church-owned assets	Debts secured by church physical assets	Other debt	Total amount APPORTIONED to the local church for all causes paid to the AC Treasurer	Total amount PAID by the local church for all apportioned causes to the AC Treasurer	Total amount APPORTIONED to the local church for all apportioned causes directly paid to the DISTRICT	Total amount PAID by the local church for apportioned causes directly paid to the DISTRICT
	36	37	38	39	40.a	40.b	41.a	41.b
ADNAH	2,745,000	58,824	78,325	-	20,973	6,406	-	-
ALDERSGATE	2,907,000	37,814	-	35,942	34,568	34,568	-	-
ANTIOCH	160,000	89,500	-	-	14,478	14,478	-	-
ARMENIA	1,503,000	-	54,915	-	6,615	6,615	-	-
BELAIR	4,020,000	190,028	-	-	19,033	19,033	-	-
BETHEL/CHESTER	5,835,000	644,056	-	-	29,457	-	-	-
BETHEL/LANCASTER	600,000	55,122	-	-	4,688	4,688	-	-
BETHEL/ROCK HILL	1,655,500	-	14,770	-	15,007	15,007	-	-
BETHEL/ROCK HILL SOUTH	700,000	-	-	-	6,150	6,150	-	-
BETHESDA	515,000	79,897	-	-	3,579	3,579	-	-
CAMP CREEK	500,000	300,000	-	28,000	11,298	11,298	-	-
CANAAN	475,000	23,000	-	-	5,853	5,853	-	-
CAPERS CHAPEL	499,000	241,716	-	-	11,452	11,452	-	-
CATAWBA	580,000	71,664	-	-	7,256	7,256	-	-
CH OF GOOD SHEPHERD	1,396,000	188,000	-	-	17,031	17,031	-	-
CLOVER CHAPEL	381,000	90,000	-	-	3,936	3,936	-	-
CORNERSTONE	1,253,952	146,675	90,629	89,026	20,023	9,558	-	-
DAMASCUS	445,000	109,537	-	-	3,063	3,063	-	-
EBENEZER/GREAT FALLS	389,000	103,000	-	-	3,025	3,025	-	-
EL BETHEL	300,000	64,750	-	-	6,016	6,016	-	-
EPWORTH	745,000	110,329	-	10,381	11,349	11,349	-	-
FIRST/CLOVER	5,767,000	122,259	556,930	-	98,611	130,082	-	-
FIRST/KERSHAW	786,000	45,000	-	-	10,137	10,137	-	-
FIRST/LANCASTER	7,694,000	370,802	-	-	64,110	64,110	-	-
FORT LAWN	685,000	87,659	-	-	2,503	2,503	-	-
FRIENDSHIP/ROCKHILL	14,140,000	21,684	-	8,291	23,485	23,485	-	-
GOOD SAMARITAN	3,125,000	11,172	497,774	-	15,898	15,898	-	-
GRACE	838,580	86,800	9,798	-	14,196	14,196	-	-
GRACE COMMUNITY	1,610,000	30,000	684,367	-	-	-	-	-
GREEN POND	325,000	55,000	-	-	3,732	3,732	-	-
HANGING ROCK	474,000	97,777	-	-	7,255	7,255	-	-
HARMONY	291,000	-	-	-	5,748	5,748	-	-
HEATH CHAPEL	572,000	104,000	-	-	2,659	2,659	-	-
HEATH MEMORIAL	305,000	3,800	-	-	7,659	7,659	-	-
HOPEWELL/LANCASTER	2,819,812	101,748	135,540	-	27,354	27,354	-	-
HOPEWELL/YORK	181,000	27,000	-	-	4,125	4,125	-	-

ROCK HILL DISTRICT	TABLE NO. 2 STATISTICAL REPORT							
	Property and Assets				Apportionments			
Church Name	Market value of church land, buildings and equipment	Market value of other church-owned assets	Debts secured by church physical assets	Other debt	Total amount APPORTIONED to the local church for all causes paid to the AC Treasurer	Total amount PAID by the local church for all apportioned causes to the AC Treasurer	Total amount APPORTIONED to the local church for all apportioned causes directly paid to the DISTRICT	Total amount PAID by the local church for apportioned causes directly paid to the DISTRICT
	36	37	38	39	40.a	40.b	41.a	41.b
INDIA HOOK	2,697,500	358,000	102,959	-	36,235	36,235	-	-
KINGS MOUNTAIN CHAPEL	697,540	146,360	-	-	12,005	12,005	-	-
LYNNWOOD	-	-	-	-	5,011	5,011	-	-
MT DEARBORN	1,876,000	58,760	-	-	9,657	7,505	-	-
MT HARMONY	595,000	73,000	127,416	-	5,511	5,511	-	-
MT HOLLY	2,319,682	469,001	51,503	51,503	41,662	41,662	-	-
MT OLIVE	400,000	-	-	-	5,670	5,670	-	-
MT PROSPECT	335,000	15,000	-	4,471	4,369	4,369	-	-
MT VERNON	2,024,000	96,000	506,000	-	16,606	16,606	-	-
NEW HOPE/CHESTER	363,000	87,379	-	-	5,722	5,722	-	-
NEW HOPE/ROCK HILL	402,250	-	-	-	6,121	900	-	-
NEW ZION	857,501	34,242	-	-	2,720	2,720	-	-
OSCEOLA	1,566,220	50,609	123,385	-	9,442	9,442	-	-
PHILADELPHIA/FT MILL	3,804,000	187,800	1,889,366	-	46,651	46,651	-	-
PHILADELPHIA/SHARON	754,000	30,000	-	-	9,927	9,927	-	-
PLEASANT GROVE	549,000	52,542	-	-	2,866	2,866	-	-
PLEASANT HILL	6,680,000	483,152	-	4,210	32,896	32,896	-	-
RICHBURG	355,000	18,635	-	-	2,403	2,403	-	-
SALEM	1,154,029	1,177,029	-	-	7,694	6,159	-	-
SHADY GROVE	192,000	123,188	-	-	2,716	2,716	-	-
SHARON	930,000	24,083	-	-	4,660	4,660	-	-
ST JAMES	859,600	-	-	-	7,383	7,384	-	-
ST JOHN/ROCK HILL	15,117,647	899,109	4,074,557	-	150,459	150,459	-	-
ST JOHN'S/FORT MILL	5,075,000	190,000	508,173	508,173	66,591	50,667	-	-
ST LUKE	6,176,560	128,655	1,251,797	-	38,925	10,545	-	-
ST PAUL	686,000	41,575	-	-	9,041	9,041	-	-
TABERNACLE	1,981,500	164,619	-	-	16,745	16,745	-	-
TRINITY/E LANCASTER	1,547,000	62,504	-	-	7,203	7,203	-	-
TRINITY/YORK	6,548,300	279,917	29,165	-	40,210	40,210	-	-
VANWYCK	586,700	-	-	-	1,701	1,701	-	-
WESLEY	975,000	78,000	-	-	7,888	7,889	-	-
WESLEY MEMORIAL	1,248,500	10,000	7,973,668	-	11,994	11,994	-	-
WOODLAND	5,126,200	1,091,161	-	7,000	74,611	43,520	-	-
ZION	2,994,000	94,944	540,000	-	30,789	14,053	-	-
TOTALS	**144,691,573**	**10,293,877**	**19,301,037**	**746,997**	**1,276,406**	**1,152,350**	**-**	**-**

ROCK HILL DISTRICT	TABLE NO. 2 STATISTICAL REPORT (continued)							
	Other Benevolences							
Church Name	Total amount for General Advance Specials remitted to the AC Treasurer	Total amount for World Service Specials remitted to the AC Treasurer	Total amount for Annual Conference Advance Specials remitted to the AC Treasurer	Total amount for the Youth Service fund remitted to the AC Treasurer	Total amount of all other funds sent to AC Treasurer for connectional mission and ministry	Total Annual Conference Special Sunday Offerings remitted to the AC Treasurer	Total amount given directly to UM causes (not sent to AC Treasurer)	Total amount given to non-United Methodist benevolent and charitable causes
	42	43	44	45	46	47	48	49
ADNAH	-	-	-	-	-	447	-	1,478
ALDERSGATE	260	-	-	-	47	-	4,128	4,086
ANTIOCH	200	-	-	-	239	25	-	2,500
ARMENIA	-	-	-	-	-	415	-	605
BELAIR	823	-	-	-	119	480	2,550	2,162
BETHEL/CHESTER	575	-	-	-	-	137	225	755
BETHEL/LANCASTER	-	-	-	-	88	79	-	-
BETHEL/ROCK HILL	-	-	-	-	229	1,159	-	947
BETHEL/ROCK HILL SOUTH	-	-	-	-	-	-	-	-
BETHESDA	500	-	-	-	-	285	620	-
CAMP CREEK	-	-	-	-	191	-	-	1,517
CANAAN	249	-	-	-	105	499	130	1,218
CAPERS CHAPEL	50	-	-	-	340	-	13,190	7,350
CATAWBA	110	-	-	-	123	65	-	-
CH OF GOOD SHEPHERD	-	-	-	-	285	-	-	30
CLOVER CHAPEL	-	-	-	-	66	-	-	150
CORNERSTONE	67	-	-	-	109	1,139	415	1,665
DAMASCUS	195	-	-	-	53	623	-	358
EBENEZER/GREAT FALLS	-	-	-	-	52	200	-	418
EL BETHEL	208	-	-	-	101	95	811	303
EPWORTH	465	-	-	-	301	223	2,124	527
FIRST/CLOVER	1,175	-	-	-	92	3,019	-	576
FIRST/KERSHAW	830	-	-	-	15	-	502	575
FIRST/LANCASTER	4,390	-	-	-	1,275	3,471	-	6,094
FORT LAWN	-	-	-	-	41	70	-	96
FRIENDSHIP/ROCKHILL	625	-	-	-	-	750	89	1,124
GOOD SAMARITAN	-	-	-	-	-	-	530	1,490
GRACE	270	-	-	-	252	-	-	150
GRACE COMMUNITY	-	-	-	-	-	-	1,181	1,759
GREEN POND	200	-	-	-	72	105	-	125
HANGING ROCK	148	-	-	-	123	-	-	-
HARMONY	-	-	-	-	98	-	-	-
HEATH CHAPEL	-	-	-	-	-	-	-	250
HEATH MEMORIAL	350	-	-	-	129	588	-	-
HOPEWELL/LANCASTER	1,956	-	-	-	882	737	-	4,406
HOPEWELL/YORK	320	-	20	10	100	50	300	415

ROCK HILL DISTRICT	TABLE NO. 2 STATISTICAL REPORT (continued)							
	Other Benevolences							
Church Name	Total amount for General Advance Specials remitted to the AC Treasurer	Total amount for World Service Specials remitted to the AC Treasurer	Total amount for Annual Conference Advance Specials remitted to the AC Treasurer	Total amount for the Youth Service fund remitted to the AC Treasurer	Total amount of all other funds sent to AC Treasurer for connectional mission and ministry	Total Annual Conference Special Sunday Offerings remitted to the AC Treasurer	Total amount given directly to UM causes (not sent to AC Treasurer)	Total amount given to non-United Methodist benevolent and charitable causes
	42	43	44	45	46	47	48	49
INDIA HOOK	807	-	-	-	540	967	-	-
KINGS MOUNTAIN CHAPEL	-	-	-	-	212	550	1,520	-
LYNNWOOD	-	-	-	-	91	-	-	-
MT DEARBORN	-	-	-	-	-	355	700	364
MT HARMONY	10	-	-	-	98	-	-	100
MT HOLLY	2,818	-	-	-	716	2,188	500	200
MT OLIVE	254	-	-	-	208	-	50	175
MT PROSPECT	-	-	-	-	78	260	-	473
MT VERNON	-	-	-	-	-	962	-	4,080
NEW HOPE/CHESTER	-	-	-	-	99	435	415	4,368
NEW HOPE/ROCK HILL	-	-	50	100	-	200	300	200
NEW ZION	-	-	-	-	58	-	577	-
OSCEOLA	1,145	-	-	-	166	688	462	1,247
PHILADELPHIA/FT MILL	1,050	-	-	-	773	2,235	16,475	6,933
PHILADELPHIA/SHARON	300	-	-	-	709	241	-	700
PLEASANT GROVE	-	-	-	-	54	-	175	2,146
PLEASANT HILL	40	-	-	-	436	-	9,506	8,474
RICHBURG	20	-	60	15	69	30	175	300
SALEM	-	-	-	-	-	105	-	5,317
SHADY GROVE	-	-	-	-	43	-	800	-
SHARON	75	-	-	-	82	98	-	204
ST JAMES	-	-	-	-	125	-	330	2,705
ST JOHN/ROCK HILL	8,887	-	-	-	2,541	15,082	-	215,055
ST JOHN'S/FORT MILL	4,111	-	-	-	1,379	2,808	6,000	7,063
ST LUKE	-	-	-	-	-	263	3,313	2,055
ST PAUL	203	-	-	-	281	50	1,294	1,045
TABERNACLE	65	-	-	-	-	663	4,673	4,177
TRINITY/E LANCASTER	-	-	-	-	119	210	-	696
TRINITY/YORK	250	-	60	-	675	1,106	11,388	12,425
VANWYCK	-	-	-	-	4	190	-	183
WESLEY	100	-	-	-	476	604	2,500	3,200
WESLEY MEMORIAL	-	-	-	-	202	-	-	-
WOODLAND	1,191	-	-	135	1,679	3,276	-	-
ZION	565	-	-	-	-	1,701	2,709	8,604
TOTALS	**35,856**	**-**	**190**	**260**	**17,438**	**49,927**	**90,657**	**335,618**

ROCK HILL DISTRICT	TABLE NO. 2 STATISTICAL REPORT (continued)							
	General Special Sunday Offerings						Direct Billing	
Church Name	Human Relations Day	One Great Hour of Sharing	Peace with Justice	Native American Ministries	World Communion	UM Student Day	Total amount paid by the local church for all direct-billed clergy non-health benefits	Total amount paid by the local church for all direct-billed clergy health benefits
	50.a	50.b	50.c	50.d	50.e	50.f	51	52
ADNAH	-	-	-	-	-	-	8,083	5,148
ALDERSGATE	-	-	-	-	-	-	8,471	7,551
ANTIOCH	-	-	-	-	-	-	7,845	7,224
ARMENIA	-	-	-	-	-	-	3,316	4,325
BELAIR	-	-	-	-	-	-	8,296	5,148
BETHEL/CHESTER	-	-	-	-	-	-	4,974	6,487
BETHEL/LANCASTER	-	-	-	-	-	-	2,859	-
BETHEL/ROCK HILL	-	-	-	-	-	-	3,677	5,082
BETHEL/ROCK HILL SOUTH	-	-	-	-	-	-	-	5,000
BETHESDA	-	-	-	-	-	-	-	-
CAMP CREEK	-	-	-	-	-	-	4,110	-
CANAAN	-	-	-	-	-	-	2,921	1,750
CAPERS CHAPEL	-	-	-	-	-	-	4,801	3,089
CATAWBA	-	-	20	20	-	-	3,957	1,287
CH OF GOOD SHEPHERD	-	-	-	-	-	-	8,403	5,148
CLOVER CHAPEL	-	-	-	-	-	-	8,302	5,148
CORNERSTONE	-	-	-	-	-	-	5,024	3,089
DAMASCUS	-	-	-	-	-	-	2,005	852
EBENEZER/GREAT FALLS	-	-	-	50	-	-	1,905	-
EL BETHEL	-	35	45	50	-	-	3,957	1,287
EPWORTH	-	-	-	-	-	-	3,349	2,059
FIRST/CLOVER	-	-	-	-	-	-	17,180	21,672
FIRST/KERSHAW	-	-	-	-	-	-	6,016	2,556
FIRST/LANCASTER	-	1,282	-	-	-	-	9,198	7,980
FORT LAWN	-	-	-	-	-	-	3,156	-
FRIENDSHIP/ROCKHILL	-	-	-	106	-	-	7,164	9,136
GOOD SAMARITAN	-	-	-	-	-	-	-	-
GRACE	-	-	-	-	-	-	7,997	5,148
GRACE COMMUNITY	-	-	-	-	-	-	6,001	7,368
GREEN POND	30	-	-	70	-	-	-	-
HANGING ROCK	-	-	-	-	-	-	5,972	4,290
HARMONY	-	-	-	-	-	-	-	2,068
HEATH CHAPEL	-	-	-	-	-	-	4,428	-
HEATH MEMORIAL	-	-	-	-	-	-	3,389	3,471
HOPEWELL/LANCASTER	-	-	-	-	-	-	8,593	5,148
HOPEWELL/YORK	10	20	10	10	30	20	1,950	1,108

ROCK HILL DISTRICT	TABLE NO. 2 STATISTICAL REPORT (continued)							
	General Special Sunday Offerings						Direct Billing	
Church Name	Human Relations Day	One Great Hour of Sharing	Peace with Justice	Native American Ministries	World Communion	UM Student Day	Total amount paid by the local church for all direct-billed clergy non-health benefits	Total amount paid by the local church for all direct-billed clergy health benefits
	50.a	50.b	50.c	50.d	50.e	50.f	51	52
INDIA HOOK	-	-	-	-	-	-	8,616	5,148
KINGS MOUNTAIN CHAPEL	-	20	-	-	-	50	4,054	1,704
LYNNWOOD	-	-	-	-	-	-	3,993	-
MT DEARBORN	-	-	-	-	-	-	-	-
MT HARMONY	-	10	10	10	10	-	-	-
MT HOLLY	-	-	-	34	-	-	9,146	10,812
MT OLIVE	-	-	-	-	-	-	3,827	2,574
MT PROSPECT	-	-	-	40	-	-	1,905	-
MT VERNON	-	-	-	-	-	-	5,670	3,398
NEW HOPE/CHESTER	-	-	-	-	-	-	3,201	2,059
NEW HOPE/ROCK HILL	-	100	-	50	-	-	3,598	2,270
NEW ZION	-	-	-	-	-	-	1,734	-
OSCEOLA	-	-	-	-	-	-	3,904	5,406
PHILADELPHIA/FT MILL	-	-	-	-	-	-	14,972	14,448
PHILADELPHIA/SHARON	-	-	-	-	-	-	4,147	5,730
PLEASANT GROVE	-	-	-	-	-	-	1,807	-
PLEASANT HILL	-	425	-	-	-	-	8,366	5,148
RICHBURG	10	10	-	10	-	10	1,808	-
SALEM	-	-	-	-	-	-	-	-
SHADY GROVE	-	-	-	-	-	-	795	-
SHARON	-	-	-	-	-	-	1,734	-
ST JAMES	-	-	-	-	-	126	3,542	2,059
ST JOHN/ROCK HILL	-	-	-	-	-	-	18,108	15,890
ST JOHN'S/FORT MILL	-	-	-	-	-	-	17,750	14,448
ST LUKE	-	-	-	-	-	-	7,439	12,040
ST PAUL	-	-	-	-	-	-	4,054	1,704
TABERNACLE	-	-	-	-	-	-	7,541	10,573
TRINITY/E LANCASTER	-	-	-	-	-	-	-	-
TRINITY/YORK	-	715	-	-	-	-	9,203	5,148
VANWYCK	-	-	-	-	-	-	1,251	-
WESLEY	200	100	-	200	200	200	3,542	2,059
WESLEY MEMORIAL	-	-	-	-	-	-	3,465	2,026
WOODLAND	-	-	-	-	-	-	22,891	4,411
ZION	-	-	-	-	169	-	7,770	5,148
TOTALS	**250**	**2,717**	**85**	**650**	**409**	**406**	**367,132**	**273,822**

ROCK HILL DISTRICT	TABLE NO. 2 STATISTICAL REPORT (continued)								
	Pastoral Support					Local Church Expenses			
Church Name	Total amount paid in base compensation to the pastor	Total amount paid in base compensation to all associate pastors assigned by the bishop	Total amount paid to/for pastor and associates for housing and utilities and/or related allowances	Total amount paid to pastor and associate(s) for accountable reimbursements	Total amount paid to pastor and associate(s) for any other cash allowances (non-accountable)	Total amount paid in salary and benefits for Deacons	Total amount paid in salary and benefits for Diaconal Ministers	Total amount paid in salary and benefits for all other church staff	Total amount spent for local church program expenses
	53	54	55	56	57	58	59	60	61
ADNAH	31,810	-	10,500	2,448	2,220	-	-	18,539	6,727
ALDERSGATE	50,403	-	11,250	4,301	14,029	-	-	70,512	16,300
ANTIOCH	38,000	-	-	5,000	-	-	-	14,545	5,673
ARMENIA	15,307	-	-	1,731	-	-	-	3,000	1,141
BELAIR	50,036	-	-	4,967	-	-	-	21,826	3,082
BETHEL/CHESTER	24,686	-	3,240	2,693	2,000	-	-	36,299	7,258
BETHEL/LANCASTER	17,000	-	-	2,938	200	-	-	800	460
BETHEL/ROCK HILL	15,097	-	2,500	2,700	-	-	-	34,607	2,173
BETHEL/ROCK HILL SOUTH	16,000	-	141	7,960	5,000	-	-	-	15,700
BETHESDA	9,180	-	-	3,060	-	-	-	1,904	-
CAMP CREEK	34,760	-	-	4,762	-	-	-	9,684	6,599
CANAAN	16,780	-	3,000	1,200	-	-	-	1,780	988
CAPERS CHAPEL	21,396	-	3,317	1,940	1,512	-	-	-	7,104
CATAWBA	22,189	-	-	2,871	-	-	-	-	4,478
CH OF GOOD SHEPHERD	45,837	-	-	175	-	-	-	13,942	5,436
CLOVER CHAPEL	14,386	-	800	2,066	-	-	-	-	910
CORNERSTONE	25,221	-	6,000	531	-	-	-	36,112	18,318
DAMASCUS	10,987	-	-	200	-	-	-	2,121	279
EBENEZER/GREAT FALLS	10,000	-	-	-	-	-	-	1,820	-
EL BETHEL	19,558	-	-	2,610	7,579	-	-	-	1,696
EPWORTH	20,838	-	2,400	1,950	-	-	-	6,031	2,107
FIRST/CLOVER	68,368	34,363	21,260	9,027	-	24,670	-	160,083	18,656
FIRST/KERSHAW	25,847	-	6,000	-	-	-	-	12,130	1,009
FIRST/LANCASTER	64,352	-	6,650	5,718	3,432	-	-	164,624	30,623
FORT LAWN	7,834	-	-	327	-	-	-	2,080	617
FRIENDSHIP/ROCKHILL	42,555	-	5,000	4,618	-	-	-	23,122	3,781
GOOD SAMARITAN	-	-	-	1,289	650	-	-	36,100	6,750
GRACE	35,930	-	12,000	4,076	-	-	-	15,837	11,841
GRACE COMMUNITY	31,875	-	20,625	3,259	143	-	-	42,000	36,446
GREEN POND	16,396	-	800	2,067	-	-	-	-	2,800
HANGING ROCK	25,524	-	-	-	941	-	-	4,709	2,599
HARMONY	16,000	-	5,594	7,960	5,000	-	-	-	2,784
HEATH CHAPEL	8,220	-	-	227	150	-	-	1,225	302
HEATH MEMORIAL	16,538	-	-	2,684	-	-	-	-	3,500
HOPEWELL/LANCASTER	44,733	-	5,000	5,196	-	-	-	31,141	23,445
HOPEWELL/YORK	9,177	-	908	860	-	-	-	-	2,425

ROCK HILL DISTRICT	TABLE NO. 2 STATISTICAL REPORT (continued)								
	Pastoral Support					Local Church Expenses			
Church Name	Total amount paid in base compensation to the pastor	Total amount paid in base compensation to all associate pastors assigned by the bishop	Total amount paid to/for pastor and associates for housing and utilities and/or related allowances	Total amount paid to pastor and associate(s) for accountable reimbursements	Total amount paid to pastor and associate(s) for any other cash allowances (non-accountable)	Total amount paid in salary and benefits for Deacons	Total amount paid in salary and benefits for Diaconal Ministers	Total amount paid in salary and benefits for all other church staff	Total amount spent for local church program expenses
	53	54	55	56	57	58	59	60	61
INDIA HOOK	58,862	-	-	1,544	-	-	-	67,225	12,938
KINGS MOUNTAIN CHAPEL	24,000	-	3,000	1,283	-	-	-	13,814	3,183
LYNNWOOD	11,293	-	-	750	-	-	-	1,713	4,280
MT DEARBORN	21,270	-	3,000	4,321	-	-	-	-	1,987
MT HARMONY	16,240	-	800	2,066	-	-	-	2,000	3,300
MT HOLLY	63,256	-	4,800	5,550	4,644	-	-	110,557	31,774
MT OLIVE	10,500	-	2,400	2,000	-	-	-	-	1,600
MT PROSPECT	8,000	-	2,000	1,000	601	-	-	3,541	796
MT VERNON	27,092	-	5,860	5,700	-	-	-	9,410	14,260
NEW HOPE/CHESTER	14,264	-	2,212	1,743	1,008	-	-	-	1,300
NEW HOPE/ROCK HILL	15,430	-	500	-	2,820	-	-	-	-
NEW ZION	10,500	-	-	404	-	-	-	2,765	-
OSCEOLA	25,732	-	3,315	3,384	-	-	-	7,395	11,186
PHILADELPHIA/FT MILL	60,396	-	7,000	844	-	30,503	-	84,870	29,583
PHILADELPHIA/SHARON	17,243	-	2,500	2,850	-	-	-	7,020	2,829
PLEASANT GROVE	6,300	-	-	1,200	-	-	-	2,600	1,901
PLEASANT HILL	43,179	-	6,158	5,908	-	-	-	119,420	15,787
RICHBURG	7,200	-	-	1,740	-	-	-	-	905
SALEM	5,305	-	-	197	-	-	-	2,999	-
SHADY GROVE	6,867	-	300	1,000	-	-	-	-	2,573
SHARON	9,500	-	4,000	1,721	-	-	-	3,780	2,379
ST JAMES	21,485	-	2,220	2,500	40	-	-	6,150	5,108
ST JOHN/ROCK HILL	78,718	38,342	24,909	13,907	6,864	-	-	439,454	68,665
ST JOHN'S/FORT MILL	70,033	-	28,600	3,383	-	55,135	-	115,852	10,569
ST LUKE	47,000	-	8,000	6,496	-	-	-	85,444	11,331
ST PAUL	19,500	-	-	1,707	-	-	-	14,343	3,145
TABERNACLE	43,951	-	2,000	5,000	-	-	-	9,125	7,553
TRINITY/E LANCASTER	-	-	1,500	735	618	-	-	10,237	622
TRINITY/YORK	58,468	-	10,000	2,297	-	-	-	62,063	19,366
VANWYCK	3,000	-	-	1,240	300	-	-	-	20
WESLEY	27,582	-	1,816	2,110	1,138	-	-	3,900	6,200
WESLEY MEMORIAL	22,606	-	-	2,130	-	-	-	16,934	1,927
WOODLAND	105,404	-	-	1,623	-	108,422	-	62,954	31,767
ZION	27,624	-	6,000	4,639	2,040	-	-	43,844	23,097
TOTALS	**1,910,620**	**72,705**	**259,875**	**196,383**	**62,929**	**218,730**	**-**	**2,075,982**	**585,938**

ROCK HILL DISTRICT	TABLE NO. 2 STATISTICAL REPORT (continued)				TABLE NO. 3 STATISTICAL REPORT			
	Local Church Expenses (continued)				Received for Annual Budget/Spending Plan			
Church Name	Total amount spent for other local church operating expenses	Total amount paid for principal and interest on indebtedness, loans, mortgages, etc.	Total amount paid on capital expenditures for building, improvements, and major equipment purchases	TOTAL AMOUNT PAID BY THE LOCAL CHURCH ON ALL EXPENDITURES	Number of households giving to the local church	Amount received through pledges	Amount received from non-pledging, but identified givers	Amount received from unidentified givers
	62	63	64	65	66	67.a	67.b	67.c
ADNAH	43,052	37,785	28,134	202,777	65	-	117,932	13,464
ALDERSGATE	48,746	6,238	2,400	283,290	238	206,902	64,572	3,293
ANTIOCH	15,537	9,064	14,039	134,369	56	-	102,247	1,659
ARMENIA	20,450	20,200	-	77,105	54	-	54,957	-
BELAIR	23,331	-	-	141,853	59	-	138,291	10,409
BETHEL/CHESTER	78,025	-	-	167,354	72	-	189,258	490
BETHEL/LANCASTER	13,490	-	-	42,602	31	-	36,475	-
BETHEL/ROCK HILL	34,180	4,986	11,132	133,475	150	-	104,816	3,421
BETHEL/ROCK HILL SOUTH	2,711	-	-	58,662	78	-	-	-
BETHESDA	3,060	-	-	22,188	9	-	13,330	-
CAMP CREEK	34,839	6,000	-	113,760	49	-	60,391	8,131
CANAAN	11,300	-	-	47,774	40	-	42,020	5,760
CAPERS CHAPEL	12,928	-	1,440	89,909	47	-	75,452	1,593
CATAWBA	7,709	-	8,216	58,301	37	-	49,334	1,074
CH OF GOOD SHEPHERD	29,470	-	24,300	150,057	65	103,127	32,952	2,760
CLOVER CHAPEL	10,700	-	-	46,464	35	42,000	100	-
CORNERSTONE	30,839	30,259	10,616	178,961	92	103,056	76,661	6,084
DAMASCUS	4,175	-	-	24,911	21	-	28,446	136
EBENEZER/GREAT FALLS	5,457	-	3,157	26,084	13	20,045	-	-
EL BETHEL	12,778	-	-	57,129	20	46,217	-	3,853
EPWORTH	30,759	30,259	4,291	119,033	25	-	75,687	251
FIRST/CLOVER	83,750	34,110	8,050	636,133	230	327,295	309,501	5,804
FIRST/KERSHAW	9,132	-	5,125	79,874	-	-	52,597	1,876
FIRST/LANCASTER	70,709	-	42,474	486,382	170	366,840	31,009	31,217
FORT LAWN	7,032	-	30,404	54,160	8	-	26,052	-
FRIENDSHIP/ROCKHILL	23,082	12,000	-	156,637	144	74,010	88,248	1,899
GOOD SAMARITAN	45,357	40,860	3,087	152,011	90	120,737	5,153	4,327
GRACE	32,353	-	-	140,050	90	-	142,278	-
GRACE COMMUNITY	46,783	21,271	116,870	335,581	90	-	211,464	-
GREEN POND	42,776	-	3,000	72,173	18	-	55,500	1,000
HANGING ROCK	7,189	-	-	58,750	23	-	69,615	10,147
HARMONY	7,827	-	-	53,079	35	-	32,128	150
HEATH CHAPEL	3,304	-	-	20,765	8	-	10,024	1,923
HEATH MEMORIAL	10,369	-	19,419	68,096	48	-	68,447	2,395
HOPEWELL/LANCASTER	38,696	192,747	4,202	394,236	93	-	175,351	1,000
HOPEWELL/YORK	12,870	-	-	34,738	55	-	24,880	255

ROCK HILL DISTRICT	TABLE NO. 2 STATISTICAL REPORT (continued)				TABLE NO. 3 STATISTICAL REPORT			
	Local Church Expenses (continued)				Received for Annual Budget/Spending Plan			
Church Name	Total amount spent for other local church operating expenses	Total amount paid for principal and interest on indebtedness, loans, mortgages, etc.	Total amount paid on capital expenditures for building, improvements, and major equipment purchases	TOTAL AMOUNT PAID BY THE LOCAL CHURCH ON ALL EXPENDITURES	Number of households giving to the local church	Amount received through pledges	Amount received from non-pledging, but identified givers	Amount received from unidentified givers
	62	63	64	65	66	67.a	67.b	67.c
INDIA HOOK	56,272	44,086	6,528	299,768	63	217,746	33,949	7,450
KINGS MOUNTAIN CHAPEL	17,171	-	5,468	88,034	85	-	103,898	1,562
LYNNWOOD	17,689	3,993	-	48,813	-	-	40,722	840
MT DEARBORN	19,068	-	-	58,570	35	-	58,811	2,787
MT HARMONY	6,141	22,632	-	58,938	42	-	30,000	500
MT HOLLY	83,264	51,590	-	423,512	240	193,983	235,852	-
MT OLIVE	13,000	-	-	42,258	40	32,491	8,271	135
MT PROSPECT	4,788	-	5,316	33,167	15	-	21,432	-
MT VERNON	36,040	60,000	8,600	197,678	-	68,221	41,330	5,211
NEW HOPE/CHESTER	8,931	-	6,852	52,609	44	-	42,375	6,049
NEW HOPE/ROCK HILL	15,543	-	718	42,779	-	-	35,938	-
NEW ZION	20,328	-	-	39,086	-	-	-	33,574
OSCEOLA	22,101	28,977	4,286	128,836	36	-	96,983	5,081
PHILADELPHIA/FT MILL	97,390	211,226	-	625,349	245	-	446,663	3,120
PHILADELPHIA/SHARON	15,522	-	-	69,718	32	-	72	3,094
PLEASANT GROVE	6,768	-	-	25,817	39	-	29,736	4,202
PLEASANT HILL	79,204	3,609	4,769	343,325	163	-	386,540	6,201
RICHBURG	5,814	-	2,125	22,704	13	-	15,514	50
SALEM	16,806	-	-	36,888	12	-	41,211	-
SHADY GROVE	7,682	-	10,080	32,856	15	29,799	-	-
SHARON	8,235	-	-	36,468	20	-	31,887	2,067
ST JAMES	11,380	39,563	498	105,215	79	-	78,404	1,377
ST JOHN/ROCK HILL	212,307	346,500	5,983	1,661,671	524	1,403,394	162,966	16,387
ST JOHN'S/FORT MILL	92,202	69,515	68,234	617,749	300	422,580	142,290	6,865
ST LUKE	60,901	62,313	136,602	453,742	172	134,359	118,564	1,457
ST PAUL	15,105	-	-	71,472	77	-	80,705	5,760
TABERNACLE	40,964	-	1,652	154,682	43	-	124,068	-
TRINITY/E LANCASTER	17,059	-	5,325	44,324	-	-	53,079	521
TRINITY/YORK	96,150	10,836	86,330	426,690	256	202,270	92,775	4,567
VANWYCK	5,317	-	1,284	14,490	12	11,657	120	50
WESLEY	19,100	-	18,690	101,806	78	-	85,000	35,932
WESLEY MEMORIAL	30,043	10,287	-	101,614	48	103,000	-	3,000
WOODLAND	116,826	17,952	21,700	543,750	229	471,086	30,474	7,592
ZION	57,630	67,399	1,000	273,992	210	-	245,974	-
TOTALS	**2,247,506**	**1,496,257**	**742,396**	**12,197,088**	**5,525**	**4,700,815**	**5,480,771**	**289,802**

ROCK HILL DISTRICT	TABLE NO. 3 STATISTICAL REPORT (continued)						
	Received for Annual Budget/Spending Plan (continued)					Capital Campaign/Other Designated Projects	
Church Name	Amount received from Interest and Dividends	Amount received through Sale of Church Assets	Amount received through building use fees, contributions, and rentals	Amount received through fundraisers and other sources	Total income for annual budget/spending plan	Capital Campaign	Memorials, Endowments, Bequests
	67.d	67.e	67.f	67.g	67	68.a	68.b
ADNAH	-	-	-	-	131,396	19,301	525
ALDERSGATE	65	-	-	-	274,832	11,603	1,500
ANTIOCH	-	-	-	-	103,906	2,255	17,279
ARMENIA	-	-	300	-	55,257	-	2,686
BELAIR	5,509	-	-	791	155,000	31,005	1,805
BETHEL/CHESTER	-	-	-	-	189,748	-	1,480
BETHEL/LANCASTER	284	-	-	-	36,759	-	2,970
BETHEL/ROCK HILL	-	-	1,015	9,094	118,346	27,313	5,226
BETHEL/ROCK HILL SOUTH	-	-	-	3,851	3,851	-	-
BETHESDA	-	-	-	-	13,330	-	-
CAMP CREEK	10,000	-	8,400	1,872	88,794	-	19,805
CANAAN	-	-	-	-	47,780	-	-
CAPERS CHAPEL	-	-	-	-	77,045	1,300	9,359
CATAWBA	-	-	-	-	50,408	-	3,722
CH OF GOOD SHEPHERD	-	-	-	-	138,839	1,442	1,700
CLOVER CHAPEL	-	-	100	3,300	45,500	-	-
CORNERSTONE	11	-	-	-	185,812	-	-
DAMASCUS	25	-	-	199	28,806	-	-
EBENEZER/GREAT FALLS	30	-	-	-	20,075	-	15
EL BETHEL	-	-	-	-	50,070	-	793
EPWORTH	-	-	321	265	76,524	-	1,195
FIRST/CLOVER	33	-	1,612	6,699	650,944	-	81,874
FIRST/KERSHAW	17	-	-	-	54,490	-	6,170
FIRST/LANCASTER	-	-	4,000	14,483	447,549	-	201,324
FORT LAWN	52	-	-	210	26,314	-	-
FRIENDSHIP/ROCKHILL	-	-	-	-	164,157	-	-
GOOD SAMARITAN	11,864	421	4,200	-	146,702	-	-
GRACE	-	-	-	-	142,278	-	6,578
GRACE COMMUNITY	80	-	1,200	-	212,744	81,744	-
GREEN POND	-	-	-	5,000	61,500	-	-
HANGING ROCK	-	-	-	14,675	94,437	-	-
HARMONY	-	-	-	1,746	34,024	-	-
HEATH CHAPEL	-	-	-	942	12,889	-	-
HEATH MEMORIAL	2,196	-	-	-	73,038	-	5,375
HOPEWELL/LANCASTER	618	28,544	105	-	205,618	24,292	715
HOPEWELL/YORK	-	-	-	165	25,300	-	-

ROCK HILL DISTRICT	TABLE NO. 3 STATISTICAL REPORT (continued)						
	Received for Annual Budget/Spending Plan (continued)					Capital Campaign/Other Designated Projects	
Church Name	Amount received from Interest and Dividends	Amount received through Sale of Church Assets	Amount received through building use fees, contributions, and rentals	Amount received through fundraisers and other sources	Total income for annual budget/spending plan	Capital Campaign	Memorials, Endowments, Bequests
	67.d	67.e	67.f	67.g	67	68.a	68.b
INDIA HOOK	-	-	7,650	5,273	272,068	-	9,928
KINGS MOUNTAIN CHAPEL	1,014	-	-	-	106,474	-	990
LYNNWOOD	-	-	50	-	41,612	-	250
MT DEARBORN	-	-	165	-	61,763	-	2,482
MT HARMONY	-	-	5,950	2,000	38,450	-	-
MT HOLLY	-	-	-	-	429,835	-	1,000
MT OLIVE	-	-	200	-	41,097	-	-
MT PROSPECT	-	-	50	6,515	27,997	-	2,004
MT VERNON	2,519	-	1,240	-	118,521	30,120	8,000
NEW HOPE/CHESTER	-	-	-	1,841	50,265	-	-
NEW HOPE/ROCK HILL	23	-	-	2,070	38,031	-	-
NEW ZION	-	-	-	-	33,574	-	-
OSCEOLA	-	-	900	-	102,964	-	45,616
PHILADELPHIA/FT MILL	1,767	-	13,180	-	464,730	221,838	-
PHILADELPHIA/SHARON	114	-	320	-	3,600	-	2,245
PLEASANT GROVE	-	-	-	-	33,938	-	265
PLEASANT HILL	1,068	-	4,335	-	398,144	172,220	-
RICHBURG	55	-	-	-	15,619	-	865
SALEM	-	-	-	-	41,211	-	540
SHADY GROVE	1,468	-	-	-	31,267	-	1,753
SHARON	-	-	1,200	1,000	36,154	-	2,037
ST JAMES	7	-	-	2,634	82,422	27,205	-
ST JOHN/ROCK HILL	212	15,000	5,702	-	1,603,661	20,973	-
ST JOHN'S/FORT MILL	81	-	175	-	571,991	-	55,534
ST LUKE	-	-	3,385	9,530	267,295	87,356	9,716
ST PAUL	194	-	-	8,814	95,473	-	2,420
TABERNACLE	-	-	25	-	124,093	-	3,000
TRINITY/E LANCASTER	697	-	-	-	54,297	-	3,150
TRINITY/YORK	1,545	-	-	400	301,557	-	-
VANWYCK	-	-	7,200	-	19,027	-	-
WESLEY	119	-	200	-	121,251	-	200
WESLEY MEMORIAL	-	-	-	-	106,000	-	-
WOODLAND	-	-	500	-	509,652	190,748	9,454
ZION	-	-	1,560	21,196	268,730	-	-
TOTALS	**41,667**	**43,965**	**75,240**	**124,565**	**10,756,825**	**950,715**	**533,545**

ROCK HILL DISTRICT	TABLE NO. 3 STATISTICAL REPORT (continued)						
	Capital Campaign and Other Designated Projects			Institutional Support			
Church Name	Other Sources & Projects	Amount received for Special Sundays, General Advance specials, World Service Specials, Conference Advance Specials and other forms of directed benevolent (charitable) giving	Total income for designated causes including capital campaign and other special projects	Equitable Compensation Funds	Advanced Special, apportioned and connectional funds received by church	Other grants and financial support from institutional sources	Total income from connectional and other institutional sources outside the local church
	68.c	68.d	68	69.a	69.b	69.c	69
ADNAH	4,495	11,000	35,321	-	-	-	-
ALDERSGATE	-	-	13,103	-	-	-	-
ANTIOCH	-	1,000	20,534	-	-	-	-
ARMENIA	-	405	3,091	-	-	-	-
BELAIR	-	-	32,810	-	-	-	-
BETHEL/CHESTER	-	-	1,480	-	5,000	25,000	30,000
BETHEL/LANCASTER	3,662	-	6,632	-	-	-	-
BETHEL/ROCK HILL	-	924	33,463	-	-	-	-
BETHEL/ROCK HILL SOUTH	-	-	-	-	-	-	-
BETHESDA	-	-	-	-	-	-	-
CAMP CREEK	-	823	20,628	-	-	-	-
CANAAN	-	-	-	-	-	-	-
CAPERS CHAPEL	-	13,659	24,318	-	-	-	-
CATAWBA	-	215	3,937	-	-	-	-
CH OF GOOD SHEPHERD	-	-	3,142	-	-	-	-
CLOVER CHAPEL	-	-	-	-	-	-	-
CORNERSTONE	-	1,471	1,471	-	-	-	-
DAMASCUS	-	818	818	-	-	-	-
EBENEZER/GREAT FALLS	-	345	360	-	-	-	-
EL BETHEL	-	-	793	-	-	-	-
EPWORTH	-	-	1,195	-	-	-	-
FIRST/CLOVER	-	1,175	83,049	-	-	8,000	8,000
FIRST/KERSHAW	-	1,734	7,904	-	-	-	-
FIRST/LANCASTER	3,154	4,828	209,306	-	-	-	-
FORT LAWN	-	-	-	-	-	-	-
FRIENDSHIP/ROCKHILL	-	-	-	-	-	-	-
GOOD SAMARITAN	-	-	-	40,000	7,500	-	47,500
GRACE	-	-	6,578	-	-	-	-
GRACE COMMUNITY	-	710	82,454	-	12,500	125,000	137,500
GREEN POND	33,000	-	33,000	-	-	-	-
HANGING ROCK	-	-	-	-	-	-	-
HARMONY	-	-	-	-	-	-	-
HEATH CHAPEL	-	-	-	-	-	-	-
HEATH MEMORIAL	-	-	5,375	-	-	-	-
HOPEWELL/LANCASTER	-	1,607	26,614	-	-	-	-
HOPEWELL/YORK	-	45	45	-	-	-	-

ROCK HILL DISTRICT	TABLE NO. 3 STATISTICAL REPORT (continued)						
	Capital Campaign and Other Designated Projects			Institutional Support			
Church Name	Other Sources & Projects	Amount received for Special Sundays, General Advance specials, World Service Specials, Conference Advance Specials and other forms of directed benevolent (charitable) giving	Total income for designated causes including capital campaign and other special projects	Equitable Compensation Funds	Advanced Special, apportioned and connectional funds received by church	Other grants and financial support from institutional sources	Total income from connectional and other institutional sources outside the local church
	68.c	68.d	68	69.a	69.b	69.c	69
INDIA HOOK	-	-	9,928	-	-	-	-
KINGS MOUNTAIN CHAPEL	1,169	-	2,159	-	-	-	-
LYNNWOOD	-	-	250	-	-	-	-
MT DEARBORN	-	355	2,837	-	-	-	-
MT HARMONY	-	-	-	-	-	-	-
MT HOLLY	-	-	1,000	-	-	-	-
MT OLIVE	-	-	-	2,450	-	-	2,450
MT PROSPECT	-	414	2,418	-	-	-	-
MT VERNON	-	2,700	40,820	-	-	-	-
NEW HOPE/CHESTER	-	-	-	-	-	-	-
NEW HOPE/ROCK HILL	-	-	-	2,750	-	-	2,750
NEW ZION	-	-	-	-	-	-	-
OSCEOLA	-	-	45,616	-	-	-	-
PHILADELPHIA/FT MILL	-	23,408	245,246	-	-	-	-
PHILADELPHIA/SHARON	-	949	3,194	-	-	-	-
PLEASANT GROVE	-	-	265	-	-	-	-
PLEASANT HILL	-	-	172,220	-	-	-	-
RICHBURG	-	175	1,040	-	-	-	-
SALEM	6,370	251	7,161	-	-	-	-
SHADY GROVE	-	-	1,753	-	-	-	-
SHARON	-	1,309	3,346	-	-	-	-
ST JAMES	-	855	28,060	-	-	-	-
ST JOHN/ROCK HILL	943	15,332	37,248	-	-	-	-
ST JOHN'S/FORT MILL	-	5,495	61,029	-	-	-	-
ST LUKE	-	243	97,315	-	-	-	-
ST PAUL	-	-	2,420	-	-	-	-
TABERNACLE	-	980	3,980	-	-	-	-
TRINITY/E LANCASTER	-	980	4,130	1,997	-	-	1,997
TRINITY/YORK	-	2,131	2,131	-	-	-	-
VANWYCK	-	-	-	-	-	-	-
WESLEY	-	-	200	-	-	-	-
WESLEY MEMORIAL	-	551	551	-	-	-	-
WOODLAND	-	-	200,202	-	-	-	-
ZION	-	-	-	-	-	-	-
TOTALS	**52,793**	**96,887**	**1,633,940**	**47,197**	**25,000**	**158,000**	**230,197**

SPARTANBURG DISTRICT	TABLE NO. 1 STATISTICAL REPORT															
	Church Membership															
Church Name	Total Professing Members at Close of last year	Received this year on Profession of Christian Faith	Restored by affirmation	Correct previous year's reporting errors of total professing membership numbers by addition	Transferred in from other United Methodist Churches	Transferred in from non-United Methodist churches	Removed by Charge Conference Action	Withdrawn from Professing Membership	Correct previous year's reporting errors of total professing membership numbers by subtraction	Transferred out to other United Methodist Churches	Transferred out to non-United Methodist Churches	Removed by death	Total Professing Members at close of this year	Asian	African American/Black	Hispanic/Latino
	1	2.a	2.b	2.c	3	4	5.a	5.b	5.c	6	7	8	9	9.a	9.b	9.c
ALDERSGATE	172	-	3	-	1	-	-	-	-	2	-	5	169	-	-	4
ALLEN CHAPEL	75	1	-	-	-	-	-	-	-	-	-	2	74	-	75	-
ARCADIA	80	-	-	1	-	1	-	2	-	-	-	3	77	-	-	-
ASBURY/GAFFNEY	63	-	-	-	-	-	-	-	1	-	-	-	62	-	-	-
BEAUMONT	144	1	-	-	-	-	-	-	4	-	-	3	138	-	1	-
BEN AVON	195	-	-	-	3	-	-	-	-	-	-	1	197	4	-	-
BETHEL/SPARTANBURG	1,314	13	-	18	9	8	-	1	-	9	4	16	1,332	17	5	11
BETHEL/UNION	162	1	-	-	-	-	-	-	-	1	3	2	157	-	1	-
BETHLEHEM	156	-	-	-	-	1	1	-	-	1	-	2	153	-	-	-
BOGANSVILLE	216	-	1	-	1	8	-	-	-	2	-	4	220	-	-	-
BUFFALO	223	7	-	-	-	4	-	-	-	-	-	2	232	-	-	-
BUFORD STREET	449	1	-	-	4	5	-	8	-	3	3	7	438	-	1	1
CAMPOBELLO	130	1	-	-	5	-	-	-	-	-	-	2	134	2	-	4
CANNON'S CAMP GROUND	588	7	-	-	2	-	-	-	-	3	-	8	586	-	-	1
CARLISLE	39	-	-	-	-	-	-	-	-	-	1	-	38	-	-	-
CENTRAL	438	-	1	-	4	5	-	-	-	7	5	9	427	1	1	1
CHEROKEE SPRINGS	81	5	-	-	2	-	-	-	-	-	-	-	88	-	-	-
CHESNEE	123	-	-	-	-	-	-	-	31	-	2	4	86	-	-	-
CHURCH OF THE COVENANT	533	7	-	-	4	6	-	1	-	8	2	5	534	-	1	-
CROSS ANCHOR YARBOROUG	73	-	-	-	-	-	-	-	-	-	-	-	73	-	-	-
DUNCAN	142	1	-	3	-	3	13	-	-	-	-	4	132	-	-	-
DUNCAN ACRES	168	1	-	-	3	-	-	-	-	2	1	3	166	-	-	-
DUNTON	234	-	1	-	-	-	-	-	74	-	-	2	159	-	159	-
EL BETHEL	128	-	-	-	-	-	-	-	-	-	-	-	128	-	-	-
ENOREE	86	-	-	-	-	-	-	-	-	-	-	-	86	-	-	-
FAIRMONT	38	-	-	-	-	-	-	-	-	-	3	1	34	-	-	-
FINGERVILLE	49	-	-	-	-	-	-	-	-	-	-	1	48	-	-	-
FLORENCE CHAPEL	25	-	-	-	-	-	-	-	-	-	-	-	25	-	25	-
FOSTERS CHAPEL	194	-	-	-	1	-	-	-	-	5	-	4	186	1	2	-
FRIENDS IN CHRIST	144	-	-	-	-	-	-	-	-	-	4	3	137	-	137	-
GOLIGHTLY	107	1	-	-	2	2	-	-	-	-	-	1	111	-	-	-
GRACE	484	8	-	-	2	-	-	-	-	5	-	6	483	-	-	-
GRAMLING	364	3	-	-	4	4	-	5	71	-	3	3	293	-	-	-
GRAVELY MEMORIAL	208	-	-	-	-	-	-	-	-	3	-	3	202	-	-	-

SPARTANBURG DISTRICT	TABLE NO. 1 STATISTICAL REPORT															
	Church Membership															
Church Name	Total Professing Members at Close of last year	Received this year on Profession of Christian Faith	Restored by affirmation	Correct previous year's reporting errors of total professing membership numbers by addition	Transferred in from other United Methodist Churches	Transferred in from non-United Methodist churches	Removed by Charge Conference Action	Withdrawn from Professing Membership	Correct previous year's reporting errors of total professing membership numbers by subtraction	Transferred out to other United Methodist Churches	Transferred out to non-United Methodist Churches	Removed by death	Total Professing Members at close of this year	Asian	African American/Black	Hispanic/Latino
	1	2.a	2.b	2.c	3	4	5.a	5.b	5.c	6	7	8	9	9.a	9.b	9.c
HEBRON	34	-	-	-	1	-	-	-	-	-	-	2	33	-	-	-
IMMANUEL	125	1	-	-	-	-	-	-	-	-	1	-	125	-	-	-
INMAN	205	3	-	-	-	5	-	-	-	-	-	3	210	-	4	-
JACKSONS GROVE	115	-	-	-	-	-	-	1	1	2	-	3	108	1	-	-
JONESVILLE	115	-	-	-	-	-	-	-	-	1	-	6	108	-	-	-
LANDRUM	447	-	-	-	11	5	150	-	-	1	3	1	308	1	-	3
LIBERTY	172	-	-	-	-	-	-	-	-	-	-	3	169	-	-	-
LIMESTONE STREET	129	-	-	-	-	1	-	-	-	-	-	1	129	-	-	5
LOCKHART	124	-	-	-	2	-	-	-	-	4	3	4	115	-	-	-
LOREE	66	-	-	-	-	-	-	-	-	-	-	2	64	-	-	-
LYMAN	471	1	-	-	14	3	-	-	-	-	1	4	484	-	-	-
MESOPOTAMIA	58	2	-	-	1	2	-	-	-	-	-	-	63	-	-	-
MONTGOMERY MEMORIAL	248	6	-	-	2	7	1	-	-	-	-	3	259	-	-	-
NEW BEGINNINGS	429	22	-	-	9	9	-	-	-	3	-	4	462	-	-	-
NEW HOPE	82	-	-	-	1	1	-	-	-	-	-	4	80	-	-	-
PACOLET	148	1	-	3	-	1	-	-	-	-	1	5	147	-	-	1
PATTERSON CHAPEL	98	-	-	-	-	-	-	-	-	-	-	-	98	-	-	-
PLEASANT VIEW	17	-	1	-	-	-	1	-	-	-	-	1	16	-	16	-
REIDVILLE ROAD	371	-	-	-	-	1	-	-	-	3	2	4	363	4	-	-
ROEBUCK	72	-	-	-	-	-	-	-	-	-	-	-	72	-	-	-
SALEM	154	1	-	-	1	6	-	-	-	1	-	2	159	-	-	-
SARDIS/BLACKSBURG	67	-	-	-	-	-	-	-	-	-	-	1	66	-	-	-
SARDIS/UNION	217	-	-	-	3	-	-	-	-	-	-	7	213	-	-	9
SILVER HILL MEMORIAL	546	6	-	-	2	-	-	-	-	-	2	4	548	-	547	1
SKYLYN	142	1	-	-	-	1	-	-	-	1	-	6	137	-	-	-
ST ANDREWS	84	-	-	-	-	-	-	-	-	-	-	-	84	-	-	-
ST JAMES	653	6	-	-	12	3	-	6	-	14	10	13	631	6	2	-
ST JOHN	80	1	-	-	-	4	-	-	-	-	-	2	83	-	-	-
ST LUKE	172	-	-	-	-	-	-	-	-	3	-	8	161	-	-	4
ST MARK	128	-	-	-	-	2	-	-	-	-	-	2	128	-	-	-
ST PAUL	1,082	-	-	-	6	4	-	-	-	5	10	4	1,073	-	-	5
STARTEX	276	-	-	-	-	-	-	-	218	-	-	1	57	-	-	-
TABERNACLE	43	-	-	-	-	-	-	-	-	-	-	-	43	-	-	-
TRINITY/ENOREE	104	-	-	-	-	-	-	-	-	-	-	2	102	-	-	-

SPARTANBURG DISTRICT	TABLE NO. 1 STATISTICAL REPORT															
	Church Membership															
Church Name	Total Professing Members at Close of last year	Received this year on Profession of Christian Faith	Restored by affirmation	Correct previous year's reporting errors of total professing membership numbers by addition	Transferred in from other United Methodist Churches	Transferred in from non-United Methodist churches	Removed by Charge Conference Action	Withdrawn from Professing Membership	Correct previous year's reporting errors of total professing membership numbers by subtraction	Transferred out to other United Methodist Churches	Transferred out to non-United Methodist Churches	Removed by death	Total Professing Members at close of this year	Asian	African American/Black	Hispanic/Latino
	1	2.a	2.b	2.c	3	4	5.a	5.b	5.c	6	7	8	9	9.a	9.b	9.c
TRINITY/GAFFNEY	99	2	-	-	-	4	-	-	-	-	-	2	103	-	-	-
TRINITY/SPARTANBURG	919	-	-	-	7	2	-	-	-	3	4	7	914	-	6	-
UNITY	73	-	-	-	-	-	-	-	-	3	-	1	69	-	-	-
WALNUT GROVE	263	5	-	-	2	2	-	-	-	2	-	1	269	-	1	-
WESLEY CHAPEL	221	1	-	-	4	1	-	-	-	2	1	3	221	-	2	-
WHITE STONE	57	-	-	-	-	-	-	-	-	4	1	4	48	-	-	-
WHITMIRE	149	-	-	-	-	-	-	-	-	-	-	1	148	-	-	-
TOTALS	**16,680**	**117**	**7**	**25**	**125**	**111**	**166**	**24**	**400**	**103**	**70**	**227**	**16,075**	**37**	**986**	**50**

SPARTANBURG DISTRICT	TABLE NO. 1 STATISTICAL REPORT (continued)													
	Church Membership (continued)											Christian Formation Groups		
Church Name	Native American	Pacific Islander	White	Multi-Racial	Females	Males	Average attendance at all weekly worship services	Number of persons baptized this year (all ages)	Total Baptized Members who have not become Professing Members	Number of other constituents	Total enrolled in confirmation classes This Year	Number of Children in all Christian formation groups and other small group ministries 0-11	Number of Youth in all Christian formation groups and other small group ministries 12-18	Number of Young Adults in all Christian formation groups and other small group ministries 19-30
	9.d	9.e	9.f	9.g	9.h	9.i	10	11	12	13	14	15	16	17
ALDERSGATE	-	-	165	-	101	68	42	-	8	9	-	6	1	7
ALLEN CHAPEL	-	-	-	-	55	19	35	-	-	-	-	15	6	-
ARCADIA	-	-	77	-	44	33	24	-	-	5	-	3	-	-
ASBURY/GAFFNEY	-	-	62	-	34	28	15	-	-	-	-	-	-	10
BEAUMONT	-	-	137	-	79	59	30	-	11	9	-	5	2	2
BEN AVON	-	-	-	-	120	77	65	1	-	3	-	5	3	8
BETHEL/SPARTANBURG	-	1	1,298	-	695	637	443	9	172	-	13	105	89	35
BETHEL/UNION	-	-	155	-	95	62	52	-	-	-	-	3	1	4
BETHLEHEM	-	-	153	-	75	78	64	-	-	9	-	7	13	3
BOGANSVILLE	-	-	220	-	111	109	92	6	4	1	-	50	6	2
BUFFALO	-	-	230	2	150	82	95	2	25	10	5	12	10	10
BUFORD STREET	-	-	436	-	238	200	199	2	83	53	-	23	28	14
CAMPOBELLO	-	-	128	-	70	64	58	2	4	15	1	5	8	8
CANNON'S CAMP GROUND	-	-	585	-	296	290	224	7	62	68	7	45	50	13
CARLISLE	-	-	38	-	23	15	16	1	2	3	-	-	-	-
CENTRAL	-	-	424	-	271	156	250	3	1	-	-	36	15	26
CHEROKEE SPRINGS	-	-	-	-	51	37	50	-	3	5	-	8	6	5
CHESNEE	-	-	86	-	50	36	29	1	4	7	-	2	-	-
CHURCH OF THE COVENANT	-	-	533	-	291	243	150	6	2	21	4	15	8	19
CROSS ANCHOR YARBOROUG	-	-	73	-	47	26	29	-	-	6	-	3	4	-
DUNCAN	-	-	132	-	79	53	43	1	7	2	-	3	4	1
DUNCAN ACRES	-	-	166	-	86	80	65	1	-	-	-	3	-	-
DUNTON	-	-	-	-	129	30	50	1	1	7	-	35	3	-
EL BETHEL	-	-	128	-	70	58	41	-	3	3	3	4	3	-
ENOREE	-	-	86	-	46	40	20	-	-	-	-	-	-	-
FAIRMONT	-	-	-	-	12	22	11	-	-	-	-	1	-	-
FINGERVILLE	-	-	48	-	26	22	12	-	-	3	-	-	-	-
FLORENCE CHAPEL	-	-	-	-	20	5	19	-	-	-	-	-	-	-
FOSTERS CHAPEL	-	-	183	-	101	85	82	-	21	26	-	33	5	8
FRIENDS IN CHRIST	-	-	-	-	85	52	65	-	-	2	-	5	4	3
GOLIGHTLY	-	-	111	-	73	38	41	1	4	-	-	-	-	-
GRACE	-	-	483	-	260	223	135	5	30	4	3	20	15	-
GRAMLING	-	-	293	-	168	125	121	-	-	3	3	17	17	10
GRAVELY MEMORIAL	-	-	203	-	117	85	40	-	14	10	-	6	2	-

SPARTANBURG DISTRICT	TABLE NO. 1 STATISTICAL REPORT (continued)													
	Church Membership (continued)											Christian Formation Groups		
Church Name	Native American	Pacific Islander	White	Multi-Racial	Females	Males	Average attendance at all weekly worship services	Number of persons baptized this year (all ages)	Total Baptized Members who have not become Professing Members	Number of other constituents	Total enrolled in confirmation classes This Year	Number of Children in all Christian formation groups and other small group ministries 0-11	Number of Youth in all Christian formation groups and other small group ministries 12-18	Number of Young Adults in all Christian formation groups and other small group ministries 19-30
	9.d	9.e	9.f	9.g	9.h	9.i	10	11	12	13	14	15	16	17
HEBRON	-	-	33	-	18	15	24	-	-	-	-	1	-	-
IMMANUEL	-	-	-	-	77	48	-	1	11	16	-	5	5	5
INMAN	1	-	205	-	118	92	87	3	15	23	-	7	15	8
JACKSONS GROVE	1	-	105	1	60	48	45	-	4	30	-	-	-	-
JONESVILLE	-	-	-	-	61	47	37	-	8	9	-	6	1	2
LANDRUM	-	-	304	-	208	100	145	1	-	30	-	15	35	20
LIBERTY	-	-	169	-	100	69	44	1	1	5	-	5	-	-
LIMESTONE STREET	-	-	124	-	73	56	50	-	-	-	-	10	3	-
LOCKHART	-	-	114	-	70	45	35	-	-	3	-	6	2	-
LOREE	-	-	64	-	43	21	31	-	5	4	-	3	2	3
LYMAN	-	-	484	-	292	192	279	7	146	96	-	90	40	55
MESOPOTAMIA	-	-	-	-	36	27	40	2	3	4	-	8	6	8
MONTGOMERY MEMORIAL	-	-	259	-	166	93	83	-	-	-	6	14	11	-
NEW BEGINNINGS	-	-	462	-	252	210	351	23	154	112	12	105	31	7
NEW HOPE	-	-	-	-	32	48	42	1	6	8	-	-	-	-
PACOLET	-	-	146	-	83	64	40	-	-	-	-	-	-	-
PATTERSON CHAPEL	-	-	98	-	55	43	32	-	-	-	-	6	2	4
PLEASANT VIEW	-	-	-	-	9	7	15	-	-	-	-	-	3	-
REIDVILLE ROAD	-	-	359	-	188	175	75	-	55	17	-	5	18	-
ROEBUCK	-	-	-	-	43	29	55	-	-	5	-	11	2	12
SALEM	-	-	159	-	95	64	35	1	21	-	2	5	2	2
SARDIS/BLACKSBURG	-	-	66	-	46	20	32	-	3	11	-	3	2	1
SARDIS/UNION	-	-	-	-	115	98	78	1	1	-	-	12	5	13
SILVER HILL MEMORIAL	-	-	-	-	376	172	262	8	62	45	12	40	30	28
SKYLYN	-	-	137	-	82	55	39	-	2	-	-	9	1	1
ST ANDREWS	-	-	84	-	52	32	21	-	5	-	1	1	2	-
ST JAMES	-	-	620	3	358	273	178	7	57	96	6	15	14	3
ST JOHN	-	-	83	-	49	34	35	-	8	4	-	2	5	1
ST LUKE	-	-	157	-	89	72	63	-	13	20	-	10	14	2
ST MARK	-	-	128	-	80	48	43	1	6	7	2	5	4	2
ST PAUL	5	6	1,057	-	608	465	196	-	-	20	8	39	31	15
STARTEX	-	-	57	-	35	22	9	-	-	1	-	-	-	-
TABERNACLE	-	-	43	-	29	14	14	1	3	-	-	-	-	-
TRINITY/ENOREE	-	-	102	-	65	37	45	-	-	3	-	6	3	6

SPARTANBURG DISTRICT	TABLE NO. 1 STATISTICAL REPORT (continued)													
	Church Membership (continued)											Christian Formation Groups		
Church Name	Native American	Pacific Islander	White	Multi-Racial	Females	Males	Average attendance at all weekly worship services	Number of persons baptized this year (all ages)	Total Baptized Members who have not become Professing Members	Number of other constituents	Total enrolled in confirmation classes This Year	Number of Children in all Christian formation groups and other small group ministries 0-11	Number of Youth in all Christian formation groups and other small group ministries 12-18	Number of Young Adults in all Christian formation groups and other small group ministries 19-30
	9.d	9.e	9.f	9.g	9.h	9.i	10	11	12	13	14	15	16	17
TRINITY/GAFFNEY	-	-	99	-	55	48	50	2	-	15	-	3	6	-
TRINITY/SPARTANBURG	-	-	906	2	443	471	218	1	1	36	-	45	55	10
UNITY	-	-	69	-	38	31	25	-	44	2	-	2	2	-
WALNUT GROVE	-	-	267	1	147	122	80	11	49	20	-	12	6	12
WESLEY CHAPEL	-	-	218	3	134	87	91	2	2	59	-	11	16	12
WHITE STONE	-	-	-	-	23	25	15	-	-	-	-	-	-	-
WHITMIRE	-	-	148	-	76	72	28	1	3	2	-	2	-	-
TOTALS	**7**	**7**	**13,959**	**12**	**9,147**	**6,928**	**5,774**	**124**	**1,149**	**987**	**88**	**994**	**677**	**420**

SPARTANBURG DISTRICT	TABLE NO 1 STATISTICAL REPORT (continued)									
	Christian Formation Groups (continued)								UMMen	
Church Name	Number of Other Adults in all Christian formation groups and other small group ministries 31 and older	Total Christian formation participants	Average weekly attendance (all ages) in Sunday Church school	Number of persons (all ages) active in covenant discipleship groups	Number of participants in Vacation Bible School	Number of ongoing classes (all ages) for learning in Sunday Church School	Number of ongoing classes for learning (all ages) other than Sunday Church School	Number of short-term classes and groups (all ages) for learning	Membership in United Methodist Men	Amount Paid for Projects UMM
	18	19	20	21	22	23	24	25	26	27
ALDERSGATE	35	49	30	-	-	4	-	-	15	100
ALLEN CHAPEL	-	21	7	-	20	2	1	-	8	200
ARCADIA	22	25	20	-	-	4	-	1	5	-
ASBURY/GAFFNEY	-	10	10	6	-	-	-	-	-	-
BEAUMONT	20	29	4	5	1	2	-	-	12	-
BEN AVON	18	34	30	25	-	4	-	1	8	2,000
BETHEL/SPARTANBURG	110	339	224	120	85	14	12	8	150	500
BETHEL/UNION	19	27	30	-	-	4	-	30	21	726
BETHLEHEM	50	73	47	-	40	4	1	2	-	-
BOGANSVILLE	120	178	72	12	36	10	1	-	25	650
BUFFALO	40	72	50	3	55	8	-	5	-	-
BUFORD STREET	88	153	77	-	73	10	7	12	-	-
CAMPOBELLO	30	51	20	10	-	3	-	3	12	1,000
CANNON'S CAMP GROUND	170	278	158	-	90	14	4	4	-	-
CARLISLE	8	8	12	-	-	1	-	1	-	-
CENTRAL	113	190	122	-	50	9	7	-	-	-
CHEROKEE SPRINGS	15	34	13	-	-	4	2	-	-	-
CHESNEE	36	38	12	-	-	1	2	1	-	-
CHURCH OF THE COVENANT	48	90	73	25	53	8	2	3	25	1,500
CROSS ANCHOR YARBOROUG	27	34	13	-	17	3	-	-	-	-
DUNCAN	-	8	16	-	18	1	1	3	-	-
DUNCAN ACRES	40	43	40	30	5	3	-	-	5	-
DUNTON	14	52	17	-	35	2	1	2	7	-
EL BETHEL	29	36	32	-	-	2	-	1	-	-
ENOREE	4	4	10	-	-	1	1	1	-	-
FAIRMONT	16	17	10	-	-	1	-	-	-	-
FINGERVILLE	5	5	5	-	-	-	-	-	-	-
FLORENCE CHAPEL	-	-	-	-	-	-	-	-	5	200
FOSTERS CHAPEL	45	91	50	-	45	8	2	1	12	600
FRIENDS IN CHRIST	4	16	14	-	23	2	-	1	10	-
GOLIGHTLY	-	-	29	-	-	2	-	-	-	-
GRACE	30	65	70	20	75	7	5	3	28	620
GRAMLING	84	128	81	-	21	9	-	2	-	-
GRAVELY MEMORIAL	25	33	25	20	40	5	-	1	-	-

SPARTANBURG DISTRICT	TABLE NO 1 STATISTICAL REPORT (continued)									
	Christian Formation Groups (continued)								UMMen	
Church Name	Number of Other Adults in all Christian formation groups and other small group ministries 31 and older	Total Christian formation participants	Average weekly attendance (all ages) in Sunday Church school	Number of persons (all ages) active in covenant discipleship groups	Number of participants in Vacation Bible School	Number of ongoing classes (all ages) for learning in Sunday Church School	Number of ongoing classes for learning (all ages) other than Sunday Church School	Number of short-term classes and groups (all ages) for learning	Membership in United Methodist Men	Amount Paid for Projects UMM
	18	19	20	21	22	23	24	25	26	27
HEBRON	12	13	9	12	16	2	1	-	-	-
IMMANUEL	20	35	-	-	-	7	-	1	8	125
INMAN	51	81	63	15	11	5	3	-	-	-
JACKSONS GROVE	-	-	-	-	-	-	-	-	-	-
JONESVILLE	10	19	9	-	39	3	-	-	-	-
LANDRUM	70	140	70	-	-	9	2	25	35	900
LIBERTY	15	20	12	-	-	3	1	-	10	-
LIMESTONE STREET	40	53	52	-	-	-	-	-	-	-
LOCKHART	21	29	-	-	20	4	-	-	-	-
LOREE	10	18	13	6	39	2	-	5	-	-
LYMAN	185	370	86	75	83	12	7	6	33	1,215
MESOPOTAMIA	40	62	17	-	10	3	1	-	-	-
MONTGOMERY MEMORIAL	25	50	42	15	60	8	2	-	14	1,238
NEW BEGINNINGS	186	329	137	-	15	13	3	11	-	-
NEW HOPE	14	14	16	-	43	3	-	-	-	-
PACOLET	-	-	-	-	-	-	-	-	-	-
PATTERSON CHAPEL	10	22	20	10	4	3	1	2	10	100
PLEASANT VIEW	2	5	-	2	-	1	1	-	5	200
REIDVILLE ROAD	57	80	20	5	-	4	4	-	18	4,461
ROEBUCK	21	46	55	10	30	5	2	1	-	-
SALEM	21	30	13	-	3	2	2	1	-	-
SARDIS/BLACKSBURG	11	17	11	-	11	3	-	-	-	-
SARDIS/UNION	22	52	-	-	20	4	-	-	20	2,500
SILVER HILL MEMORIAL	30	128	80	-	150	4	10	6	50	3,000
SKYLYN	31	42	19	12	-	4	1	-	12	3,456
ST ANDREWS	15	18	11	-	1	1	3	-	-	-
ST JAMES	150	182	-	-	-	-	1	-	-	-
ST JOHN	16	24	20	-	5	7	-	1	-	-
ST LUKE	32	58	30	3	-	5	-	-	35	1,976
ST MARK	30	41	23	-	3	4	2	-	10	2,600
ST PAUL	15	100	93	-	75	14	-	2	33	1,800
STARTEX	6	6	5	-	4	2	-	3	-	-
TABERNACLE	-	-	6	-	-	1	-	-	-	-
TRINITY/ENOREE	10	25	20	10	15	2	1	1	15	1,300

SPARTANBURG DISTRICT	TABLE NO 1 STATISTICAL REPORT (continued)									
	Christian Formation Groups (continued)								UMMen	
Church Name	Number of Other Adults in all Christian formation groups and other small group ministries 31 and older	Total Christian formation participants	Average weekly attendance (all ages) in Sunday Church school	Number of persons (all ages) active in covenant discipleship groups	Number of participants in Vacation Bible School	Number of ongoing classes (all ages) for learning in Sunday Church School	Number of ongoing classes for learning (all ages) other than Sunday Church School	Number of short-term classes and groups (all ages) for learning	Membership in United Methodist Men	Amount Paid for Projects UMM
	18	19	20	21	22	23	24	25	26	27
TRINITY/GAFFNEY	17	26	25	-	-	4	3	-	-	-
TRINITY/SPARTANBURG	220	330	133	30	30	10	3	3	-	-
UNITY	22	26	15	-	-	1	-	-	-	-
WALNUT GROVE	22	52	40	12	15	5	2	3	15	702
WESLEY CHAPEL	59	98	57	-	50	9	-	1	25	200
WHITE STONE	-	-	-	-	-	-	-	-	-	-
WHITMIRE	10	12	7	-	8	2	-	-	-	-
TOTALS	**2,793**	**4,884**	**2,652**	**493**	**1,542**	**323**	**105**	**158**	**696**	**33,869**

SPARTANBURG DISTRICT	TABLE NO. 1 STATISTICAL REPORT (continued)									
	UMWomen		UMVIM		Mission Teams		Community Ministries			
Church Name	Membership in United Methodist Women	Amount paid for local church and community work UMW	Number UMVIM teams sent from Local church	Number of persons sent out on UMVIM teams from this local church	Number of other mission teams sent from this local church	Number of persons sent out on other mission teams from this local church	Number of community ministries for daycare and/or education	Number of persons served by community ministries for daycare and/or education	Number of community ministries for outreach, justice, and mercy	Number of persons served by community ministries for outreach, justice, and mercy
	28	29	30.a	30.b	31.a	31.b	32	33	34	35
ALDERSGATE	20	275	-	-	-	-	-	-	2	100
ALLEN CHAPEL	27	-	-	-	-	-	-	-	2	45
ARCADIA	11	120	-	-	-	-	-	-	-	-
ASBURY/GAFFNEY	-	-	-	-	-	-	-	-	-	-
BEAUMONT	10	-	-	-	-	-	-	-	-	-
BEN AVON	15	3,000	-	-	-	-	-	-	-	-
BETHEL/SPARTANBURG	145	19	-	-	5	100	12	-	12	100
BETHEL/UNION	28	697	-	-	3	1	1	50	1	317
BETHLEHEM	12	629	-	-	4	40	-	-	5	350
BOGANSVILLE	24	460	-	-	-	-	-	-	4	300
BUFFALO	35	-	-	-	-	-	-	-	5	1,000
BUFORD STREET	22	-	-	-	10	8	69	51	2	650
CAMPOBELLO	18	1,500	-	-	5	12	-	-	2	10
CANNON'S CAMP GROUND	48	3,867	-	-	2	-	1	6	8	66
CARLISLE	-	-	-	-	-	1	-	-	-	-
CENTRAL	72	180	-	-	4	34	1	50	8	120
CHEROKEE SPRINGS	13	1,468	-	-	-	-	-	-	-	-
CHESNEE	18	901	-	-	1	9	-	-	8	143
CHURCH OF THE COVENANT	22	3,070	-	-	5	34	3	160	2	39
CROSS ANCHOR YARBOROUG	-	-	-	-	-	-	-	-	-	-
DUNCAN	13	450	-	-	-	-	-	-	7	500
DUNCAN ACRES	50	300	-	-	-	-	-	-	2	125
DUNTON	20	236	-	-	-	-	-	-	4	100
EL BETHEL	14	250	-	-	-	-	1	40	3	400
ENOREE	4	100	-	-	-	-	-	-	1	75
FAIRMONT	-	-	-	-	-	-	-	-	-	-
FINGERVILLE	-	-	-	-	-	-	-	-	-	-
FLORENCE CHAPEL	12	-	-	-	-	-	-	-	1	25
FOSTERS CHAPEL	11	245	-	-	-	3	-	-	8	1,000
FRIENDS IN CHRIST	21	1,800	-	-	-	1	1	2	2	27
GOLIGHTLY	-	-	-	-	-	-	-	-	-	-
GRACE	75	500	-	-	18	61	2	67	8	455
GRAMLING	-	-	-	-	1	61	-	-	3	450
GRAVELY MEMORIAL	-	-	-	-	-	-	-	-	1	6

SPARTANBURG DISTRICT	TABLE NO. 1 STATISTICAL REPORT (continued)									
	UMWomen		UMVIM		Mission Teams		Community Ministries			
Church Name	Membership in United Methodist Women	Amount paid for local church and community work UMW	Number UMVIM teams sent from Local church	Number of persons sent out on UMVIM teams from this local church	Number of other mission teams sent from this local church	Number of persons sent out on other mission teams from this local church	Number of community ministries for daycare and/or education	Number of persons served by community ministries for daycare and/or education	Number of community ministries for outreach, justice, and mercy	Number of persons served by community ministries for outreach, justice, and mercy
	28	29	30.a	30.b	31.a	31.b	32	33	34	35
HEBRON	-	-	-	-	-	-	-	-	2	40
IMMANUEL	18	275	-	-	2	6	-	-	3	35
INMAN	18	210	-	-	20	-	-	-	5	20
JACKSONS GROVE	-	-	-	-	-	-	-	-	-	-
JONESVILLE	-	-	-	-	-	-	-	-	-	-
LANDRUM	-	-	-	-	1	12	-	-	12	1,000
LIBERTY	10	26	-	-	-	-	-	-	1	50
LIMESTONE STREET	-	-	-	-	-	-	-	-	1	45
LOCKHART	13	600	-	-	-	-	-	-	1	50
LOREE	6	158	-	-	-	-	-	-	6	250
LYMAN	59	2,500	-	-	2	25	2	470	4	725
MESOPOTAMIA	-	-	-	-	-	-	-	-	-	-
MONTGOMERY MEMORIAL	18	550	-	-	-	1	-	-	2	100
NEW BEGINNINGS	-	-	-	-	3	35	-	-	5	667
NEW HOPE	17	508	-	-	-	-	-	-	-	-
PACOLET	-	-	-	-	-	-	-	-	3	50
PATTERSON CHAPEL	9	173	-	-	-	-	-	-	2	50
PLEASANT VIEW	10	300	-	-	-	-	-	-	-	-
REIDVILLE ROAD	11	1,541	-	-	-	-	1	65	8	83
ROEBUCK	15	3,500	-	-	-	-	-	-	-	-
SALEM	-	-	-	-	-	-	-	-	5	232
SARDIS/BLACKSBURG	4	-	-	-	-	-	-	-	12	3,000
SARDIS/UNION	30	3,100	-	-	1	17	1	10	-	-
SILVER HILL MEMORIAL	25	1,000	-	-	-	-	12	80	10	200
SKYLYN	14	261	-	-	-	-	-	-	-	-
ST ANDREWS	-	-	-	-	-	-	-	-	3	66
ST JAMES	-	-	-	-	6	62	5	199	6	394
ST JOHN	-	-	-	-	-	-	-	-	1	3,000
ST LUKE	19	1,145	-	1	-	12	-	-	-	-
ST MARK	13	237	-	-	-	-	-	-	3	175
ST PAUL	63	2,375	-	-	25	3	1	90	2	40
STARTEX	-	-	-	-	-	-	-	-	2	20
TABERNACLE	-	-	-	-	-	-	-	2	-	-
TRINITY/ENOREE	-	-	-	-	-	-	-	-	2	65

SPARTANBURG DISTRICT	TABLE NO. 1 STATISTICAL REPORT (continued)									
	UMWomen		UMVIM		Mission Teams		Community Ministries			
Church Name	Membership in United Methodist Women	Amount paid for local church and community work UMW	Number UMVIM teams sent from Local church	Number of persons sent out on UMVIM teams from this local church	Number of other mission teams sent from this local church	Number of persons sent out on other mission teams from this local church	Number of community ministries for daycare and/or education	Number of persons served by community ministries for daycare and/or education	Number of community ministries for outreach, justice, and mercy	Number of persons served by community ministries for outreach, justice, and mercy
	28	29	30.a	30.b	31.a	31.b	32	33	34	35
TRINITY/GAFFNEY	-	-	-	-	-	-	-	-	-	-
TRINITY/SPARTANBURG	100	-	1	21	2	13	3	85	-	-
UNITY	10	620	-	-	-	-	-	-	-	-
WALNUT GROVE	21	452	-	-	3	10	3	60	10	120
WESLEY CHAPEL	22	1,000	-	-	-	-	-	-	1	20
WHITE STONE	-	-	-	-	-	-	-	-	4	100
WHITMIRE	7	150	-	-	-	-	-	-	-	-
TOTALS	**1,292**	**40,748**	**1**	**22**	**123**	**561**	**119**	**1,487**	**217**	**17,000**

SPARTANBURG DISTRICT	TABLE NO. 2 STATISTICAL REPORT							
	Property and Assets				Apportionments			
Church Name	Market value of church land, buildings and equipment	Market value of other church-owned assets	Debts secured by church physical assets	Other debt	Total amount APPORTIONED to the local church for all causes paid to the AC Treasurer	Total amount PAID by the local church for all apportioned causes to the AC Treasurer	Total amount APPORTIONED to the local church for all apportioned causes directly paid to the DISTRICT	Total amount PAID by the local church for apportioned causes directly paid to the DISTRICT
	36	37	38	39	40.a	40.b	41.a	41.b
ALDERSGATE	987,550	39,876	-	-	13,226	2,746	-	-
ALLEN CHAPEL	443,000	70,000	6,000	-	4,082	4,082	-	-
ARCADIA	1,330,000	130,163	-	-	5,183	5,183	-	-
ASBURY/GAFFNEY	400,000	-	-	-	4,420	1,000	-	-
BEAUMONT	1,069,000	-	-	-	5,880	5,880	-	-
BEN AVON	1,000,000	-	-	-	11,734	11,734	-	-
BETHEL/SPARTANBURG	10,476,962	1,024,719	-	-	160,663	160,668	-	-
BETHEL/UNION	2,253,400	8,594	18,857	5,183	14,815	1,354	-	-
BETHLEHEM	1,755,500	147,465	-	-	11,034	11,034	-	-
BOGANSVILLE	1,027,000	-	-	-	20,352	18,590	-	-
BUFFALO	1,500,000	-	-	-	15,874	4,062	-	-
BUFORD STREET	7,320,000	545,005	1,540,000	-	47,618	36,902	-	-
CAMPOBELLO	830,000	12,628	-	-	7,077	7,077	-	-
CANNON'S CAMP GROUND	5,355,000	278,441	-	-	56,566	56,566	-	-
CARLISLE	333,000	6,372	-	-	2,433	2,433	-	-
CENTRAL	-	-	-	-	59,570	59,570	-	-
CHEROKEE SPRINGS	325,000	126,000	-	-	5,901	5,901	-	-
CHESNEE	601,700	94,407	-	-	8,833	8,833	-	-
CHURCH OF THE COVENANT	2,500,000	6,653	-	-	34,771	34,771	-	-
CROSS ANCHOR YARBOROUG	415,000	91,500	-	-	3,297	3,297	-	-
DUNCAN	2,613,000	126,094	-	-	11,737	11,737	-	-
DUNCAN ACRES	2	271	-	-	20,573	12,408	-	-
DUNTON	726,000	-	67,698	10,744	9,519	4,634	-	-
EL BETHEL	1,237,000	144,381	-	-	10,904	10,904	-	-
ENOREE	-	-	-	-	6,309	-	-	-
FAIRMONT	163,000	15,300	-	-	2,024	2,024	-	-
FINGERVILLE	165,000	11,200	-	-	1,568	1,568	-	-
FLORENCE CHAPEL	138,500	-	-	-	3,614	545	-	-
FOSTERS CHAPEL	2,110,695	192,067	-	-	10,277	10,277	-	-
FRIENDS IN CHRIST	1,110,000	306,000	-	-	8,913	5,964	-	-
GOLIGHTLY	191,000	-	-	-	5,730	5,730	-	-
GRACE	7,438,500	488,257	-	-	45,842	45,842	-	-
GRAMLING	3,916,000	140,046	-	-	29,977	29,977	-	-
GRAVELY MEMORIAL	2,038,000	6,876	-	-	12,614	10,813	-	-

SPARTANBURG DISTRICT	TABLE NO. 2 STATISTICAL REPORT							
	Property and Assets				Apportionments			
Church Name	Market value of church land, buildings and equipment	Market value of other church-owned assets	Debts secured by church physical assets	Other debt	Total amount APPORTIONED to the local church for all causes paid to the AC Treasurer	Total amount PAID by the local church for all apportioned causes to the AC Treasurer	Total amount APPORTIONED to the local church for all apportioned causes directly paid to the DISTRICT	Total amount PAID by the local church for apportioned causes directly paid to the DISTRICT
	36	37	38	39	40.a	40.b	41.a	41.b
HEBRON	165,000	-	-	-	2,044	2,044	-	-
IMMANUEL	1,290,000	315,000	-	-	8,081	8,081	-	-
INMAN	2,240,000	703,118	-	-	23,150	5,000	-	-
JACKSONS GROVE	257,000	194,225	-	-	5,103	5,466	-	-
JONESVILLE	210,000	58,988	-	-	7,719	7,719	-	-
LANDRUM	2,957,000	551,000	-	-	23,936	23,936	-	-
LIBERTY	1,311,111	175,000	-	-	7,651	7,651	-	-
LIMESTONE STREET	600,060	-	30,796	-	10,289	10,289	-	-
LOCKHART	200	100	-	-	10,839	6,861	-	-
LOREE	478,000	45,344	-	-	3,560	3,560	-	-
LYMAN	4,262,125	-	942,365	-	36,439	25,494	-	-
MESOPOTAMIA	405,000	65,000	-	-	5,475	5,475	-	-
MONTGOMERY MEMORIAL	2,305,888	-	-	-	15,965	12,772	-	-
NEW BEGINNINGS	1,420,000	295,155	689,705	-	46,540	46,540	-	-
NEW HOPE	420	273	-	-	7,911	7,947	-	-
PACOLET	-	-	-	-	11,685	8,764	-	-
PATTERSON CHAPEL	200,000	-	-	-	4,807	2,714	-	-
PLEASANT VIEW	529,000	-	-	-	3,599	3,599	-	-
REIDVILLE ROAD	979,046	85,404	316,941	-	23,593	23,593	-	-
ROEBUCK	425,000	-	-	-	5,007	5,007	-	-
SALEM	1,181,000	21,376	-	-	8,462	4,968	-	-
SARDIS/BLACKSBURG	297,000	49,100	-	-	4,194	4,194	-	-
SARDIS/UNION	1,696,000	151,749	32,476	-	11,194	11,195	-	-
SILVER HILL MEMORIAL	3,320,000	21,000	348,000	-	32,286	12,690	-	-
SKYLYN	2,183,200	80,571	3,705	3,705	11,248	11,248	-	-
ST ANDREWS	278,000	19,325	-	-	4,271	4,271	-	-
ST JAMES	3,746,608	-	134,244	-	53,228	33,603	-	-
ST JOHN	1,357,000	167,201	39,444	-	8,534	8,534	-	-
ST LUKE	21,810,000	150,000	31,023	-	12,432	6,745	-	-
ST MARK	885,500	119,216	-	-	7,442	7,442	-	-
ST PAUL	4,388,382	50,000	-	-	90,482	38,283	-	-
STARTEX	1,446,000	25,000	-	-	6,995	-	-	-
TABERNACLE	168,800	4,000	-	-	2,144	2,144	-	-
TRINITY/ENOREE	880,000	4,386	-	-	5,096	5,096	-	-

SPARTANBURG DISTRICT	TABLE NO. 2 STATISTICAL REPORT							
	Property and Assets				Apportionments			
Church Name	Market value of church land, buildings and equipment	Market value of other church-owned assets	Debts secured by church physical assets	Other debt	Total amount APPORTIONED to the local church for all causes paid to the AC Treasurer	Total amount PAID by the local church for all apportioned causes to the AC Treasurer	Total amount APPORTIONED to the local church for all apportioned causes directly paid to the DISTRICT	Total amount PAID by the local church for apportioned causes directly paid to the DISTRICT
	36	37	38	39	40.a	40.b	41.a	41.b
TRINITY/GAFFNEY	199,000	70,000	-	-	4,104	4,104	-	-
TRINITY/SPARTANBURG	9,450,000	930,218	-	-	78,982	78,982	-	-
UNITY	1,323,000	33,397	-	-	4,682	4,682	-	-
WALNUT GROVE	3,785,000	40,014	-	-	16,646	16,646	-	-
WESLEY CHAPEL	2,500,000	50,000	55,000	-	13,490	13,490	-	-
WHITE STONE	731,000	61,256	-	-	5,056	5,056	-	-
WHITMIRE	900,000	30,000	-	-	9,178	9,178	-	-
TOTALS	**144,329,149**	**8,578,731**	**4,256,254**	**19,632**	**1,326,469**	**1,099,169**	**-**	**-**

SPARTANBURG DISTRICT	TABLE NO. 2 STATISTICAL REPORT (continued)							
	Other Benevolences							
Church Name	Total amount for General Advance Specials remitted to the AC Treasurer	Total amount for World Service Specials remitted to the AC Treasurer	Total amount for Annual Conference Advance Specials remitted to the AC Treasurer	Total amount for the Youth Service fund remitted to the AC Treasurer	Total amount of all other funds sent to AC Treasurer for connectional mission and ministry	Total Annual Conference Special Sunday Offerings remitted to the AC Treasurer	Total amount given directly to UM causes (not sent to AC Treasurer)	Total amount given to non-United Methodist benevolent and charitable causes
	42	43	44	45	46	47	48	49
ALDERSGATE	281	-	-	-	-	735	-	130
ALLEN CHAPEL	-	-	-	-	-	-	-	-
ARCADIA	-	-	-	-	93	-	130	420
ASBURY/GAFFNEY	-	-	-	-	-	-	-	-
BEAUMONT	-	-	-	-	108	-	35	-
BEN AVON	300	-	-	-	203	-	-	3,000
BETHEL/SPARTANBURG	5,756	-	-	-	-	1,465	5,781	26,289
BETHEL/UNION	-	-	-	-	322	177	28,277	155
BETHLEHEM	198	-	-	-	256	1,950	1,050	6,805
BOGANSVILLE	-	-	-	-	28	-	-	300
BUFFALO	-	-	-	-	-	-	-	1,100
BUFORD STREET	3,044	-	-	-	55	1,501	28,160	-
CAMPOBELLO	-	-	-	-	120	-	-	-
CANNON'S CAMP GROUND	-	-	-	-	1,306	6,269	-	-
CARLISLE	322	-	-	-	122	245	-	-
CENTRAL	5,013	-	3,500	-	974	2,312	-	23,778
CHEROKEE SPRINGS	220	-	725	-	224	-	1,200	525
CHESNEE	-	-	-	-	271	-	926	270
CHURCH OF THE COVENANT	150	-	-	-	260	345	10,895	6,334
CROSS ANCHOR YARBOROUG	-	-	-	-	60	100	195	275
DUNCAN	421	-	758	-	-	1,487	-	380
DUNCAN ACRES	-	-	-	-	25	1,516	555	-
DUNTON	222	-	-	-	75	-	457	-
EL BETHEL	320	-	-	-	524	334	-	-
ENOREE	-	-	-	-	-	-	862	300
FAIRMONT	85	-	-	-	40	80	-	-
FINGERVILLE	-	-	-	-	30	35	-	-
FLORENCE CHAPEL	-	-	-	-	-	-	-	-
FOSTERS CHAPEL	401	-	-	-	179	1,691	1,685	5,766
FRIENDS IN CHRIST	-	-	-	-	18	-	1,300	850
GOLIGHTLY	773	-	-	-	13	215	-	1,003
GRACE	10,413	-	-	-	307	2,992	-	2,088
GRAMLING	475	-	-	100	1,100	4,809	-	15,626
GRAVELY MEMORIAL	468	-	363	-	214	882	-	360

SPARTANBURG DISTRICT	TABLE NO. 2 STATISTICAL REPORT (continued)							
	Other Benevolences							
Church Name	Total amount for General Advance Specials remitted to the AC Treasurer	Total amount for World Service Specials remitted to the AC Treasurer	Total amount for Annual Conference Advance Specials remitted to the AC Treasurer	Total amount for the Youth Service fund remitted to the AC Treasurer	Total amount of all other funds sent to AC Treasurer for connectional mission and ministry	Total Annual Conference Special Sunday Offerings remitted to the AC Treasurer	Total amount given directly to UM causes (not sent to AC Treasurer)	Total amount given to non-United Methodist benevolent and charitable causes
	42	43	44	45	46	47	48	49
HEBRON	-	-	-	-	34	-	-	667
IMMANUEL	-	-	-	-	137	-	222	-
INMAN	220	-	-	-	-	1,754	901	1,053
JACKSONS GROVE	1,170	-	-	-	189	700	3,000	20,324
JONESVILLE	-	-	200	-	133	591	-	-
LANDRUM	1,140	-	-	-	-	770	-	32,927
LIBERTY	420	-	-	-	139	-	805	202
LIMESTONE STREET	-	-	-	-	174	-	415	301
LOCKHART	-	-	-	-	-	-	-	1,200
LOREE	-	-	-	-	62	-	-	250
LYMAN	3,467	-	-	-	37	1,205	-	5,943
MESOPOTAMIA	500	-	-	-	290	-	275	1,945
MONTGOMERY MEMORIAL	-	-	-	-	224	-	-	3,589
NEW BEGINNINGS	1,028	-	-	-	32	-	1,536	5,745
NEW HOPE	356	-	-	-	135	731	294	2,059
PACOLET	-	-	-	-	-	307	-	300
PATTERSON CHAPEL	-	-	-	-	100	-	500	-
PLEASANT VIEW	-	-	-	-	-	-	-	-
REIDVILLE ROAD	1,413	-	-	-	924	1,670	230	12,047
ROEBUCK	-	-	-	-	84	-	-	1,000
SALEM	125	-	-	-	234	76	-	87
SARDIS/BLACKSBURG	-	-	-	-	77	130	469	2,022
SARDIS/UNION	-	-	-	-	192	240	200	-
SILVER HILL MEMORIAL	1,383	-	-	-	46	-	1,300	1,200
SKYLYN	-	-	-	-	190	-	-	-
ST ANDREWS	50	-	-	-	611	275	-	1,665
ST JAMES	2,913	-	770	-	225	1,785	365	1,608
ST JOHN	-	-	-	-	80	734	734	2,165
ST LUKE	1,644	-	-	-	95	566	-	1,200
ST MARK	361	-	-	-	130	1,052	-	343
ST PAUL	4,451	-	-	-	2,000	947	502	437
STARTEX	-	-	-	-	-	-	-	-
TABERNACLE	110	-	-	-	39	-	-	100
TRINITY/ENOREE	-	-	-	-	222	240	1,200	305

SPARTANBURG DISTRICT	TABLE NO. 2 STATISTICAL REPORT (continued)							
	Other Benevolences							
Church Name	Total amount for General Advance Specials remitted to the AC Treasurer	Total amount for World Service Specials remitted to the AC Treasurer	Total amount for Annual Conference Advance Specials remitted to the AC Treasurer	Total amount for the Youth Service fund remitted to the AC Treasurer	Total amount of all other funds sent to AC Treasurer for connectional mission and ministry	Total Annual Conference Special Sunday Offerings remitted to the AC Treasurer	Total amount given directly to UM causes (not sent to AC Treasurer)	Total amount given to non-United Methodist benevolent and charitable causes
	42	43	44	45	46	47	48	49
TRINITY/GAFFNEY	-	-	-	-	-	-	545	-
TRINITY/SPARTANBURG	5,908	-	-	-	2,822	478	3,155	9,088
UNITY	340	-	-	-	81	-	525	2,000
WALNUT GROVE	1,664	-	-	-	30	484	1,664	2,634
WESLEY CHAPEL	-	-	-	-	231	-	-	3,400
WHITE STONE	525	-	-	-	85	-	700	1,350
WHITMIRE	-	-	-	-	280	1,651	1,500	200
TOTALS	**58,049**	**-**	**6,316**	**100**	**17,292**	**45,524**	**102,545**	**215,110**

SPARTANBURG DISTRICT	TABLE NO. 2 STATISTICAL REPORT (continued)							
	General Special Sunday Offerings						Direct Billing	
Church Name	Human Relations Day	One Great Hour of Sharing	Peace with Justice	Native American Ministries	World Communion	UM Student Day	Total amount paid by the local church for all direct-billed clergy non-health benefits	Total amount paid by the local church for all direct-billed clergy health benefits
	50.a	50.b	50.c	50.d	50.e	50.f	51	52
ALDERSGATE	-	-	-	-	-	-	4,836	2,967
ALLEN CHAPEL	-	-	-	-	-	-	1,373	-
ARCADIA	-	-	-	-	-	-	2,382	1,346
ASBURY/GAFFNEY	-	-	-	-	-	-	-	-
BEAUMONT	-	-	-	-	-	-	3,328	-
BEN AVON	-	-	-	-	-	-	4,426	2,831
BETHEL/SPARTANBURG	-	-	-	-	-	-	18,261	25,260
BETHEL/UNION	-	-	-	-	-	-	4,554	4,386
BETHLEHEM	-	65	-	-	-	62	7,883	5,148
BOGANSVILLE	-	-	-	-	-	-	8,318	6,359
BUFFALO	-	-	-	-	-	-	7,296	9,911
BUFORD STREET	54	-	6	115	26	25	9,127	8,554
CAMPOBELLO	-	-	-	-	-	-	3,018	-
CANNON'S CAMP GROUND	-	-	-	-	-	-	8,629	10,812
CARLISLE	-	-	-	-	-	-	100	-
CENTRAL	295	753	330	305	290	350	16,601	9,147
CHEROKEE SPRINGS	-	-	-	-	-	-	4,428	5,389
CHESNEE	-	-	-	-	65	-	7,676	5,148
CHURCH OF THE COVENANT	-	-	-	-	-	-	8,258	11,502
CROSS ANCHOR YARBOROUG	-	-	-	-	-	-	-	-
DUNCAN	-	-	-	-	-	-	3,618	2,317
DUNCAN ACRES	-	-	-	-	-	-	3,046	1,325
DUNTON	-	-	-	-	-	-	9,655	1,122
EL BETHEL	-	-	-	-	-	-	-	-
ENOREE	-	-	-	-	-	-	2,799	1,716
FAIRMONT	-	20	-	-	-	-	-	-
FINGERVILLE	-	-	-	-	-	-	-	-
FLORENCE CHAPEL	-	-	-	-	-	-	-	-
FOSTERS CHAPEL	-	-	-	235	-	-	-	-
FRIENDS IN CHRIST	-	-	-	-	-	-	3,996	-
GOLIGHTLY	-	-	-	-	-	-	-	-
GRACE	-	225	-	-	183	-	8,995	5,148
GRAMLING	-	-	-	-	-	-	9,033	13,677
GRAVELY MEMORIAL	-	-	-	-	-	-	8,122	5,148

SPARTANBURG DISTRICT	TABLE NO. 2 STATISTICAL REPORT (continued)							
	General Special Sunday Offerings						Direct Billing	
Church Name	Human Relations Day	One Great Hour of Sharing	Peace with Justice	Native American Ministries	World Communion	UM Student Day	Total amount paid by the local church for all direct-billed clergy non-health benefits	Total amount paid by the local church for all direct-billed clergy health benefits
	50.a	50.b	50.c	50.d	50.e	50.f	51	52
HEBRON	-	-	-	-	-	-	-	-
IMMANUEL	-	-	-	-	-	-	3,725	-
INMAN	-	-	-	-	-	-	7,873	7,224
JACKSONS GROVE	-	-	-	-	-	-	6,369	10,812
JONESVILLE	-	-	-	-	-	-	-	-
LANDRUM	-	-	100	-	-	-	8,221	5,148
LIBERTY	-	-	-	-	-	-	3,623	4,409
LIMESTONE STREET	-	-	-	-	-	-	4,239	-
LOCKHART	-	-	-	-	-	-	-	-
LOREE	-	-	-	-	-	-	1,608	1,030
LYMAN	-	61	-	-	-	-	8,645	6,186
MESOPOTAMIA	-	-	-	-	-	-	-	-
MONTGOMERY MEMORIAL	-	-	-	-	-	-	8,022	5,148
NEW BEGINNINGS	-	-	-	-	-	-	17,755	15,552
NEW HOPE	-	-	-	-	-	-	-	-
PACOLET	-	-	-	-	-	-	4,715	2,031
PATTERSON CHAPEL	-	-	-	-	-	-	2,565	1,573
PLEASANT VIEW	-	-	-	-	-	-	-	-
REIDVILLE ROAD	100	25	-	31	-	25	8,802	3,408
ROEBUCK	-	-	-	-	-	-	3,622	2,317
SALEM	-	140	-	-	14	-	2,918	1,308
SARDIS/BLACKSBURG	-	-	-	-	-	-	7,676	5,148
SARDIS/UNION	-	-	-	-	-	-	-	-
SILVER HILL MEMORIAL	-	-	-	-	-	-	9,105	10,812
SKYLYN	-	-	-	-	-	-	5,332	3,604
ST ANDREWS	-	-	-	-	-	-	1,592	711
ST JAMES	-	-	25	272	75	637	8,726	14,448
ST JOHN	-	-	-	-	-	-	-	-
ST LUKE	-	-	-	-	-	-	7,716	5,148
ST MARK	-	-	-	-	-	-	3,183	1,421
ST PAUL	394	460	1,604	68	170	223	9,651	14,448
STARTEX	-	-	-	-	-	-	2,814	1,802
TABERNACLE	-	-	-	-	-	-	-	-
TRINITY/ENOREE	-	-	-	-	-	-	2,799	1,716

SPARTANBURG DISTRICT	TABLE NO. 2 STATISTICAL REPORT (continued)							
	General Special Sunday Offerings						Direct Billing	
Church Name	Human Relations Day	One Great Hour of Sharing	Peace with Justice	Native American Ministries	World Communion	UM Student Day	Total amount paid by the local church for all direct-billed clergy non-health benefits	Total amount paid by the local church for all direct-billed clergy health benefits
	50.a	50.b	50.c	50.d	50.e	50.f	51	52
TRINITY/GAFFNEY	-	-	-	-	-	-	-	-
TRINITY/SPARTANBURG	-	-	-	-	-	-	17,459	12,516
UNITY	-	-	-	-	136	-	-	-
WALNUT GROVE	-	-	-	-	-	-	8,139	10,812
WESLEY CHAPEL	-	-	-	-	-	-	-	-
WHITE STONE	-	-	-	-	-	-	2,764	1,193
WHITMIRE	-	-	35	-	34	-	-	-
TOTALS	**843**	**1,749**	**2,100**	**1,026**	**993**	**1,322**	**349,415**	**289,136**

SPARTANBURG DISTRICT	TABLE NO. 2 STATISTICAL REPORT (continued)								
	Pastoral Support					Local Church Expenses			
Church Name	Total amount paid in base compensation to the pastor	Total amount paid in base compensation to all associate pastors assigned by the bishop	Total amount paid to/for pastor and associates for housing and utilities and/or related allowances	Total amount paid to pastor and associate(s) for accountable reimbursements	Total amount paid to pastor and associate(s) for any other cash allowances (non-accountable)	Total amount paid in salary and benefits for Deacons	Total amount paid in salary and benefits for Diaconal Ministers	Total amount paid in salary and benefits for all other church staff	Total amount spent for local church program expenses
	53	54	55	56	57	58	59	60	61
ALDERSGATE	34,182	-	-	3,243	2,574	-	-	3,140	1,970
ALLEN CHAPEL	7,400	-	1,800	1,200	-	-	-	-	1,567
ARCADIA	11,571	-	-	539	-	-	-	2,400	2,756
ASBURY/GAFFNEY	6,500	-	-	2,950	-	-	-	2,750	512
BEAUMONT	14,000	-	-	3,339	-	-	-	-	1,538
BEN AVON	23,432	-	6,440	2,778	-	-	-	10,800	2,500
BETHEL/SPARTANBURG	97,638	48,657	21,388	7,890	-	-	-	379,807	86,246
BETHEL/UNION	37,000	-	-	8,252	-	-	-	17,178	1,905
BETHLEHEM	17,004	-	3,312	3,369	-	-	-	12,948	6,585
BOGANSVILLE	35,208	-	4,569	5,204	-	-	-	7,444	13,126
BUFFALO	41,050	-	-	6,927	-	-	-	16,273	6,386
BUFORD STREET	64,692	-	7,500	6,439	-	-	-	113,708	18,950
CAMPOBELLO	20,522	-	-	1,725	2,344	-	-	-	7,768
CANNON'S CAMP GROUND	73,644	-	-	6,550	-	-	-	146,342	21,968
CARLISLE	3,750	-	-	1,638	-	-	-	-	-
CENTRAL	71,275	-	-	3,800	-	38,682	-	155,188	21,868
CHEROKEE SPRINGS	24,435	-	-	693	-	-	-	-	1,806
CHESNEE	33,500	-	-	1,661	-	-	-	-	1,994
CHURCH OF THE COVENANT	49,000	-	9,677	1,715	-	-	-	50,300	13,998
CROSS ANCHOR YARBOROUG	7,692	-	-	-	-	-	-	-	1,337
DUNCAN	19,737	-	-	447	-	-	-	13,918	2,607
DUNCAN ACRES	35,000	-	-	3,174	-	-	-	30,275	2,500
DUNTON	27,210	-	-	2,997	-	-	-	2,698	5,939
EL BETHEL	34,235	-	8,500	2,200	-	-	-	3,120	3,214
ENOREE	17,567	-	-	3,046	-	-	-	4,500	853
FAIRMONT	6,000	-	-	1,200	-	-	-	-	1,164
FINGERVILLE	6,618	-	-	452	-	-	-	-	82
FLORENCE CHAPEL	7,400	-	1,800	1,200	-	-	-	-	550
FOSTERS CHAPEL	17,004	-	3,312	3,369	-	-	-	4,224	10,370
FRIENDS IN CHRIST	26,214	-	-	1,800	-	-	-	14,000	2,800
GOLIGHTLY	13,000	-	-	2,438	-	-	-	-	1,976
GRACE	58,668	-	10,000	10,000	-	-	-	83,027	14,458
GRAMLING	69,681	-	-	2,684	-	-	-	47,787	42,418
GRAVELY MEMORIAL	45,390	-	-	-	-	-	-	1,271	6,142

SPARTANBURG DISTRICT	TABLE NO. 2 STATISTICAL REPORT (continued)								
	Pastoral Support					Local Church Expenses			
Church Name	Total amount paid in base compensation to the pastor	Total amount paid in base compensation to all associate pastors assigned by the bishop	Total amount paid to/for pastor and associates for housing and utilities and/or related allowances	Total amount paid to pastor and associate(s) for accountable reimbursements	Total amount paid to pastor and associate(s) for any other cash allowances (non-accountable)	Total amount paid in salary and benefits for Deacons	Total amount paid in salary and benefits for Diaconal Ministers	Total amount paid in salary and benefits for all other church staff	Total amount spent for local church program expenses
	53	54	55	56	57	58	59	60	61
HEBRON	5,400	-	-	-	-	-	-	-	765
IMMANUEL	17,160	-	-	902	2,000	-	-	7,745	1,888
INMAN	48,422	-	-	3,500	-	-	-	26,880	1,201
JACKSONS GROVE	39,848	-	10,000	4,728	-	-	-	5,285	2,942
JONESVILLE	16,398	-	-	2,631	-	-	-	6,420	1,968
LANDRUM	60,029	-	-	9,607	-	-	-	27,718	11,824
LIBERTY	19,058	-	-	1,145	-	-	-	8,699	1,200
LIMESTONE STREET	27,426	-	-	-	-	-	-	2,794	2,007
LOCKHART	15,600	-	-	4,200	-	-	-	5,000	4,000
LOREE	8,600	-	-	198	-	-	-	-	1,846
LYMAN	59,332	-	3,174	7,482	-	-	-	65,033	13,100
MESOPOTAMIA	13,520	-	-	4,841	-	-	-	3,120	2,828
MONTGOMERY MEMORIAL	42,712	-	-	3,627	-	-	-	14,894	3,516
NEW BEGINNINGS	57,750	-	-	2,245	1,709	40,000	-	98,771	46,823
NEW HOPE	16,398	-	-	3,017	-	-	-	5,579	3,618
PACOLET	19,250	-	5,000	1,792	-	-	-	6,926	-
PATTERSON CHAPEL	17,800	-	-	1,800	-	-	-	5,980	1,550
PLEASANT VIEW	7,400	-	1,800	1,200	-	-	-	-	500
REIDVILLE ROAD	63,530	-	-	1,854	-	-	-	38,424	16,177
ROEBUCK	19,124	-	5,286	2,278	-	-	-	-	1,500
SALEM	16,400	-	-	677	-	-	-	9,107	946
SARDIS/BLACKSBURG	13,400	-	-	2,701	-	-	-	5,175	1,803
SARDIS/UNION	30,130	-	-	354	-	-	-	2,425	6,890
SILVER HILL MEMORIAL	71,592	-	-	3,000	-	-	-	31,660	-
SKYLYN	28,384	-	-	786	-	-	-	10,195	-
ST ANDREWS	8,200	-	-	657	-	-	-	2,122	975
ST JAMES	62,606	-	-	2,375	-	-	-	125,461	12,299
ST JOHN	20,100	-	-	2,373	-	-	-	8,700	6,654
ST LUKE	34,550	-	-	3,508	-	-	-	6,315	4,305
ST MARK	16,400	-	-	-	-	-	-	12,698	2,664
ST PAUL	79,647	-	28,111	2,150	-	-	-	141,398	46,745
STARTEX	15,050	-	-	347	-	-	-	-	993
TABERNACLE	7,000	-	-	1,312	-	-	-	-	168
TRINITY/ENOREE	17,847	-	1,138	2,917	-	-	-	3,325	2,380

SPARTANBURG DISTRICT	TABLE NO. 2 STATISTICAL REPORT (continued)								
	Pastoral Support					Local Church Expenses			
Church Name	Total amount paid in base compensation to the pastor	Total amount paid in base compensation to all associate pastors assigned by the bishop	Total amount paid to/for pastor and associates for housing and utilities and/or related allowances	Total amount paid to pastor and associate(s) for accountable reimbursements	Total amount paid to pastor and associate(s) for any other cash allowances (non-accountable)	Total amount paid in salary and benefits for Deacons	Total amount paid in salary and benefits for Diaconal Ministers	Total amount paid in salary and benefits for all other church staff	Total amount spent for local church program expenses
	53	54	55	56	57	58	59	60	61
TRINITY/GAFFNEY	19,300	-	-	-	-	-	-	-	6,195
TRINITY/SPARTANBURG	78,698	36,200	17,400	5,343	5,343	-	-	203,218	37,057
UNITY	12,365	-	-	152	-	-	-	1,937	1,600
WALNUT GROVE	45,831	-	-	2,333	-	-	-	12,800	14,801
WESLEY CHAPEL	19,779	-	-	72	250	-	-	16,707	5,299
WHITE STONE	15,180	-	-	661	200	-	-	-	1,345
WHITMIRE	11,250	-	-	2,400	-	-	-	6,278	1,150
TOTALS	**2,255,685**	**84,857**	**150,207**	**196,084**	**14,420**	**78,682**	**-**	**2,051,887**	**583,375**

SPARTANBURG DISTRICT	TABLE NO. 2 STATISTICAL REPORT (continued)				TABLE NO. 3 STATISTICAL REPORT			
	Local Church Expenses (continued)				Received for Annual Budget/Spending Plan			
Church Name	Total amount spent for other local church operating expenses	Total amount paid for principal and interest on indebtedness, loans, mortgages, etc.	Total amount paid on capital expenditures for building, improvements, and major equipment purchases	TOTAL AMOUNT PAID BY THE LOCAL CHURCH ON ALL EXPENDITURES	Number of households giving to the local church	Amount received through pledges	Amount received from non-pledging, but identified givers	Amount received from unidentified givers
	62	63	64	65	66	67.a	67.b	67.c
ALDERSGATE	15,232	-	6,843	78,879	50	-	86,582	980
ALLEN CHAPEL	10,705	-	7,703	35,830	30	-	19,500	9,000
ARCADIA	11,470	-	756	39,046	20	-	46,018	-
ASBURY/GAFFNEY	7,694	-	-	21,406	10	-	19,016	-
BEAUMONT	6,970	-	4,484	39,682	12	-	16,067	3,861
BEN AVON	19,542	-	2,784	90,771	50	79,953	-	-
BETHEL/SPARTANBURG	243,512	-	56,210	1,184,828	407	875,665	159,126	9,953
BETHEL/UNION	38,923	2,418	18,857	163,758	45	-	91,585	2,519
BETHLEHEM	17,021	-	8,886	103,576	58	-	82,923	1,597
BOGANSVILLE	18,388	-	-	117,534	79	-	11,327	109,161
BUFFALO	22,653	-	13,400	129,058	98	100	129,930	6,503
BUFORD STREET	99,275	167,383	1,226	566,742	159	309,378	78,488	1,402
CAMPOBELLO	12,834	-	3,409	58,817	-	-	50,742	3,091
CANNON'S CAMP GROUND	75,041	-	18,887	426,014	192	-	430,360	14,068
CARLISLE	10,039	-	22,097	40,746	12	-	25,854	309
CENTRAL	99,259	51,135	-	564,424	206	534,787	56,550	9,370
CHEROKEE SPRINGS	20,730	-	-	66,276	29	68,886	-	-
CHESNEE	15,773	-	3,091	79,208	42	-	78,929	995
CHURCH OF THE COVENANT	83,958	-	34,361	315,524	180	230,679	56,334	-
CROSS ANCHOR YARBOROUG	8,185	-	9,955	31,096	14	-	15,250	2,080
DUNCAN	28,281	-	12,752	98,459	49	-	69,692	1,399
DUNCAN ACRES	29,330	-	763	119,917	42	-	134,213	2,500
DUNTON	8,340	8,958	4,636	76,943	170	-	57,716	245
EL BETHEL	11,395	-	14,750	89,496	43	-	53,464	-
ENOREE	10,707	-	-	42,350	25	-	35,510	962
FAIRMONT	2,600	-	-	13,213	35	53,195	-	-
FINGERVILLE	3,450	-	-	12,235	9	-	9,290	-
FLORENCE CHAPEL	5,500	-	-	16,995	10	-	12,500	2,500
FOSTERS CHAPEL	29,429	-	6,329	94,271	58	-	94,182	1,746
FRIENDS IN CHRIST	7,900	-	2,300	67,142	22	555	28,743	500
GOLIGHTLY	15,267	-	36,000	76,415	38	-	47,239	-
GRACE	73,026	-	30,006	355,378	141	254,794	82,861	5,285
GRAMLING	49,300	-	49,360	336,027	-	-	-	-
GRAVELY MEMORIAL	15,132	-	5,300	99,605	60	-	81,434	299

SPARTANBURG DISTRICT	TABLE NO. 2 STATISTICAL REPORT (continued)				TABLE NO. 3 STATISTICAL REPORT			
	Local Church Expenses (continued)				Received for Annual Budget/Spending Plan			
Church Name	Total amount spent for other local church operating expenses	Total amount paid for principal and interest on indebtedness, loans, mortgages, etc.	Total amount paid on capital expenditures for building, improvements, and major equipment purchases	TOTAL AMOUNT PAID BY THE LOCAL CHURCH ON ALL EXPENDITURES	Number of households giving to the local church	Amount received through pledges	Amount received from non-pledging, but identified givers	Amount received from unidentified givers
	62	63	64	65	66	67.a	67.b	67.c
HEBRON	8,965	-	24,115	41,990	11	-	20,130	1,750
IMMANUEL	16,118	-	-	57,978	42	-	51,259	4,938
INMAN	30,625	-	2,110	136,762	92	146,863	2,010	-
JACKSONS GROVE	12,377	-	-	123,210	70	-	123,823	3,992
JONESVILLE	12,636	-	535	49,231	20	-	42,307	1,052
LANDRUM	48,912	-	14,258	244,590	-	-	213,921	25,900
LIBERTY	22,658	-	-	70,009	55	47,432	960	-
LIMESTONE STREET	15,468	3,760	3,742	70,615	33	-	75,447	557
LOCKHART	30,000	-	-	66,861	35	57,044	13,379	-
LOREE	3,992	-	8,312	29,458	16	-	26,421	2,495
LYMAN	61,927	141,500	-	402,585	182	-	360,083	10,230
MESOPOTAMIA	7,780	-	9,060	49,634	17	-	68,521	-
MONTGOMERY MEMORIAL	20,597	-	10,675	125,776	75	-	112,871	-
NEW BEGINNINGS	71,406	19,148	23,271	449,311	320	-	416,401	109,331
NEW HOPE	14,679	-	1,925	56,738	64	-	52,355	816
PACOLET	18,198	-	-	67,283	40	-	60,789	-
PATTERSON CHAPEL	6,400	-	-	40,982	20	-	43,631	-
PLEASANT VIEW	4,497	-	600	19,596	15	4,210	15,456	208
REIDVILLE ROAD	31,923	42,958	22,565	269,700	76	179,651	42,234	2,754
ROEBUCK	14,503	-	-	54,720	20	-	44,753	-
SALEM	16,130	-	-	53,129	32	-	46,616	803
SARDIS/BLACKSBURG	6,000	-	-	48,795	17	-	36,252	7,520
SARDIS/UNION	18,762	7,680	8,750	86,818	86	-	7,500	6,375
SILVER HILL MEMORIAL	80,000	47,000	-	269,789	293	462	254,743	4,000
SKYLYN	23,106	7,728	8,487	99,060	550	-	68,062	-
ST ANDREWS	7,964	-	-	29,092	23	-	29,609	6,835
ST JAMES	101,196	78,437	36,342	484,168	177	240,946	78,207	4,474
ST JOHN	14,075	-	39,444	103,593	25	-	61,198	549
ST LUKE	27,039	5,335	4,900	109,065	54	-	96,748	3,436
ST MARK	15,559	-	-	61,253	45	-	57,575	1,931
ST PAUL	188,157	-	-	559,846	181	444,150	91,580	2,604
STARTEX	12,258	-	-	33,264	-	-	17,836	679
TABERNACLE	5,216	-	-	16,089	10	-	17,221	-
TRINITY/ENOREE	8,297	-	27,040	74,522	30	-	49,654	3,041

SPARTANBURG DISTRICT	TABLE NO. 2 STATISTICAL REPORT (continued)				TABLE NO. 3 STATISTICAL REPORT			
	Local Church Expenses (continued)				Received for Annual Budget/Spending Plan			
Church Name	Total amount spent for other local church operating expenses	Total amount paid for principal and interest on indebtedness, loans, mortgages, etc.	Total amount paid on capital expenditures for building, improvements, and major equipment purchases	TOTAL AMOUNT PAID BY THE LOCAL CHURCH ON ALL EXPENDITURES	Number of households giving to the local church	Amount received through pledges	Amount received from non-pledging, but identified givers	Amount received from unidentified givers
	62	63	64	65	66	67.a	67.b	67.c
TRINITY/GAFFNEY	7,042	-	914	38,100	20	-	52,946	100
TRINITY/SPARTANBURG	119,021	-	45,617	678,305	223	469,303	168,662	3,051
UNITY	9,075	-	475	33,368	38	-	49,870	1,400
WALNUT GROVE	36,221	-	-	154,059	82	-	129,374	760
WESLEY CHAPEL	27,792	3,000	-	90,020	100	110,004	10,505	9,456
WHITE STONE	8,019	-	-	37,078	20	-	35,230	224
WHITMIRE	10,400	-	1,750	46,106	58	54,000	2,900	625
TOTALS	**2,321,851**	**586,440**	**670,032**	**11,184,210**	**5,662**	**4,162,057**	**5,310,464**	**412,211**

SPARTANBURG DISTRICT	TABLE NO. 3 STATISTICAL REPORT (continued)						
	Received for Annual Budget/Spending Plan (continued)					Capital Campaign/Other Designated Projects	
Church Name	Amount received from Interest and Dividends	Amount received through Sale of Church Assets	Amount received through building use fees, contributions, and rentals	Amount received through fundraisers and other sources	Total income for annual budget/spending plan	Capital Campaign	Memorials, Endowments, Bequests
	67.d	67.e	67.f	67.g	67	68.a	68.b
ALDERSGATE	-	-	-	241	87,803	-	3,220
ALLEN CHAPEL	-	-	-	2,000	30,500	-	-
ARCADIA	-	-	8,080	-	54,098	-	-
ASBURY/GAFFNEY	-	-	-	-	19,016	-	-
BEAUMONT	-	-	50	-	19,978	-	320
BEN AVON	-	-	-	-	79,953	-	-
BETHEL/SPARTANBURG	13,347	-	2,023	-	1,060,114	-	56,972
BETHEL/UNION	-	-	400	13,696	108,200	-	2,315
BETHLEHEM	247	38	150	8,824	93,779	-	310
BOGANSVILLE	-	-	-	2,296	122,784	-	962
BUFFALO	-	-	-	1,530	138,063	-	2,955
BUFORD STREET	120	-	500	-	389,888	280,161	43,483
CAMPOBELLO	19	-	-	3,867	57,719	-	-
CANNON'S CAMP GROUND	418	-	-	-	444,846	8,182	-
CARLISLE	-	-	-	1,733	27,896	-	-
CENTRAL	353	-	5,174	-	606,234	11,055	10,378
CHEROKEE SPRINGS	22	-	-	-	68,908	-	-
CHESNEE	-	-	60	-	79,984	-	12,461
CHURCH OF THE COVENANT	85	150	270	25	287,543	6,821	3,012
CROSS ANCHOR YARBOROUG	-	-	-	-	17,330	-	7,600
DUNCAN	15	-	2,500	-	73,606	-	2,440
DUNCAN ACRES	-	-	-	500	137,213	-	1,000
DUNTON	-	-	50	2,875	60,886	-	540
EL BETHEL	-	-	-	600	54,064	-	1,780
ENOREE	-	-	-	-	36,472	-	-
FAIRMONT	-	-	-	5,512	58,707	-	-
FINGERVILLE	-	-	-	-	9,290	-	1,000
FLORENCE CHAPEL	-	-	-	-	15,000	-	-
FOSTERS CHAPEL	602	38	-	-	96,568	-	2,506
FRIENDS IN CHRIST	192	-	2,400	5,239	37,629	-	-
GOLIGHTLY	-	-	-	-	47,239	-	925
GRACE	358	-	225	-	343,523	-	10,209
GRAMLING	-	-	290	13,875	14,165	-	1,080
GRAVELY MEMORIAL	-	-	-	7,033	88,766	-	-

SPARTANBURG DISTRICT	TABLE NO. 3 STATISTICAL REPORT (continued)						
	Received for Annual Budget/Spending Plan (continued)					Capital Campaign/Other Designated Projects	
Church Name	Amount received from Interest and Dividends	Amount received through Sale of Church Assets	Amount received through building use fees, contributions, and rentals	Amount received through fundraisers and other sources	Total income for annual budget/spending plan	Capital Campaign	Memorials, Endowments, Bequests
	67.d	67.e	67.f	67.g	67	68.a	68.b
HEBRON	-	-	-	-	21,880	-	-
IMMANUEL	6,211	-	-	-	62,408	1,055	954
INMAN	-	-	-	1,356	150,229	-	1,335
JACKSONS GROVE	22	-	150	-	127,987	-	-
JONESVILLE	-	-	-	-	43,359	-	6,843
LANDRUM	-	-	6,400	4,800	251,021	-	-
LIBERTY	762	-	8,397	-	57,551	-	170
LIMESTONE STREET	2,063	20,253	300	-	98,620	-	2,125
LOCKHART	-	-	-	-	70,423	-	4,850
LOREE	8	-	25	-	28,949	-	200
LYMAN	570	-	500	8,129	379,512	-	34,380
MESOPOTAMIA	-	-	-	-	68,521	-	-
MONTGOMERY MEMORIAL	-	-	-	3,145	116,016	14,112	-
NEW BEGINNINGS	-	-	-	-	525,732	209,657	175
NEW HOPE	4,257	-	-	-	57,428	2,047	3,462
PACOLET	-	-	325	4,795	65,909	-	2,245
PATTERSON CHAPEL	150	-	-	-	43,781	-	250
PLEASANT VIEW	-	-	-	-	19,874	-	-
REIDVILLE ROAD	18	-	100	4,806	229,563	-	4,102
ROEBUCK	-	-	-	-	44,753	-	-
SALEM	-	-	-	1,195	48,614	-	2,790
SARDIS/BLACKSBURG	-	-	231	-	44,003	-	7,376
SARDIS/UNION	-	-	73,930	-	87,805	-	775
SILVER HILL MEMORIAL	-	-	3,000	26,358	288,563	-	-
SKYLYN	2,234	-	-	3,000	73,296	-	-
ST ANDREWS	-	-	-	116	36,560	-	230
ST JAMES	13	-	200	-	323,840	51,435	7,555
ST JOHN	-	-	405	8,052	70,204	-	3,712
ST LUKE	-	-	-	-	100,184	-	12,792
ST MARK	-	-	350	100	59,956	-	2,060
ST PAUL	11	-	650	-	538,995	538,995	-
STARTEX	15	-	4,950	-	23,480	-	180
TABERNACLE	-	-	-	-	17,221	-	-
TRINITY/ENOREE	-	-	159	-	52,854	-	19,355

SPARTANBURG DISTRICT	TABLE NO. 3 STATISTICAL REPORT (continued)						
	Received for Annual Budget/Spending Plan (continued)					Capital Campaign/Other Designated Projects	
Church Name	Amount received from Interest and Dividends	Amount received through Sale of Church Assets	Amount received through building use fees, contributions, and rentals	Amount received through fundraisers and other sources	Total income for annual budget/spending plan	Capital Campaign	Memorials, Endowments, Bequests
	67.d	67.e	67.f	67.g	67	68.a	68.b
TRINITY/GAFFNEY	-	-	-	-	53,046	-	-
TRINITY/SPARTANBURG	1,255	-	500	-	642,771	-	64,229
UNITY	525	-	-	-	51,795	-	7,370
WALNUT GROVE	69	-	6,566	-	136,769	12,494	24,570
WESLEY CHAPEL	125	-	800	130,890	261,780	24,000	9,080
WHITE STONE	565	-	1,300	-	37,319	-	725
WHITMIRE	500	-	-	-	58,025	-	6,000
TOTALS	**35,151**	**20,479**	**131,410**	**266,588**	**10,338,360**	**1,160,014**	**395,358**

SPARTANBURG DISTRICT	TABLE NO. 3 STATISTICAL REPORT (continued)						
	Capital Campaign and Other Designated Projects			Institutional Support			
Church Name	Other Sources & Projects	Amount received for Special Sundays, General Advance specials, World Service Specials, Conference Advance Specials and other forms of directed benevolent (charitable) giving	Total income for designated causes including capital campaign and other special projects	Equitable Compensation Funds	Advanced Special, apportioned and connectional funds received by church	Other grants and financial support from institutional sources	Total income from connectional and other institutional sources outside the local church
	68.c	68.d	68	69.a	69.b	69.c	69
ALDERSGATE	-	236	3,456	-	-	-	-
ALLEN CHAPEL	-	-	-	-	-	-	-
ARCADIA	-	-	-	-	-	-	-
ASBURY/GAFFNEY	-	-	-	-	-	-	-
BEAUMONT	-	-	320	-	-	-	-
BEN AVON	-	-	-	-	-	-	-
BETHEL/SPARTANBURG	-	-	56,972	-	-	-	-
BETHEL/UNION	-	332	2,647	-	-	-	-
BETHLEHEM	-	1,956	2,266	-	-	-	-
BOGANSVILLE	-	-	962	-	-	-	-
BUFFALO	1,530	355	4,840	-	355	-	355
BUFORD STREET	-	3,758	327,402	-	-	-	-
CAMPOBELLO	-	-	-	-	-	-	-
CANNON'S CAMP GROUND	-	-	8,182	-	-	-	-
CARLISLE	-	1,012	1,012	-	-	-	-
CENTRAL	-	-	21,433	-	-	-	-
CHEROKEE SPRINGS	-	500	500	-	-	-	-
CHESNEE	-	650	13,111	-	-	-	-
CHURCH OF THE COVENANT	-	6,480	16,313	-	-	-	-
CROSS ANCHOR YARBOROUG	-	-	7,600	-	-	-	-
DUNCAN	-	421	2,861	-	-	-	-
DUNCAN ACRES	-	200	1,200	3,300	-	-	3,300
DUNTON	-	1,855	2,395	-	-	9,500	9,500
EL BETHEL	-	-	1,780	-	-	500	500
ENOREE	-	-	-	-	-	-	-
FAIRMONT	-	-	-	-	-	-	-
FINGERVILLE	-	-	1,000	-	-	-	-
FLORENCE CHAPEL	-	-	-	-	-	-	-
FOSTERS CHAPEL	14,750	7,036	24,292	-	-	-	-
FRIENDS IN CHRIST	-	-	-	-	-	-	-
GOLIGHTLY	-	-	925	-	-	-	-
GRACE	-	15,996	26,205	-	-	-	-
GRAMLING	5,780	3,794	10,654	-	-	-	-
GRAVELY MEMORIAL	910	1,612	2,522	-	-	-	-

SPARTANBURG DISTRICT	TABLE NO. 3 STATISTICAL REPORT (continued)						
	Capital Campaign and Other Designated Projects			Institutional Support			
Church Name	Other Sources & Projects	Amount received for Special Sundays, General Advance specials, World Service Specials, Conference Advance Specials and other forms of directed benevolent (charitable) giving	Total income for designated causes including capital campaign and other special projects	Equitable Compensation Funds	Advanced Special, apportioned and connectional funds received by church	Other grants and financial support from institutional sources	Total income from connectional and other institutional sources outside the local church
	68.c	68.d	68	69.a	69.b	69.c	69
HEBRON	-	-	-	-	-	-	-
IMMANUEL	-	673	2,682	-	-	-	-
INMAN	-	2,168	3,503	-	-	-	-
JACKSONS GROVE	-	-	-	-	-	-	-
JONESVILLE	-	-	6,843	-	771	-	771
LANDRUM	-	-	-	-	-	-	-
LIBERTY	-	470	640	-	-	-	-
LIMESTONE STREET	-	35	2,160	-	-	-	-
LOCKHART	-	-	4,850	-	-	-	-
LOREE	-	199	399	-	-	-	-
LYMAN	-	6,973	41,353	-	-	38,202	38,202
MESOPOTAMIA	-	1,968	1,968	-	-	-	-
MONTGOMERY MEMORIAL	-	204	14,316	-	-	-	-
NEW BEGINNINGS	-	1,028	210,860	-	-	-	-
NEW HOPE	-	3,146	8,655	-	-	-	-
PACOLET	-	450	2,695	3,300	-	-	3,300
PATTERSON CHAPEL	-	-	250	-	-	-	-
PLEASANT VIEW	-	-	-	-	-	-	-
REIDVILLE ROAD	-	6,986	11,088	-	-	-	-
ROEBUCK	-	-	-	-	-	-	-
SALEM	-	502	3,292	-	-	-	-
SARDIS/BLACKSBURG	-	-	7,376	-	-	-	-
SARDIS/UNION	-	-	775	-	-	-	-
SILVER HILL MEMORIAL	-	-	-	-	-	-	-
SKYLYN	-	-	-	-	-	-	-
ST ANDREWS	-	289	519	-	-	-	-
ST JAMES	-	6,702	65,692	-	-	-	-
ST JOHN	-	2,730	6,442	-	-	-	-
ST LUKE	-	-	12,792	-	-	-	-
ST MARK	-	1,572	3,632	-	-	-	-
ST PAUL	1,480	-	540,475	1,480	-	-	1,480
STARTEX	-	-	180	-	-	-	-
TABERNACLE	-	-	-	-	-	-	-
TRINITY/ENOREE	-	-	19,355	-	-	-	-

SPARTANBURG DISTRICT	TABLE NO. 3 STATISTICAL REPORT (continued)						
	Capital Campaign and Other Designated Projects			Institutional Support			
Church Name	Other Sources & Projects	Amount received for Special Sundays, General Advance specials, World Service Specials, Conference Advance Specials and other forms of directed benevolent (charitable) giving	Total income for designated causes including capital campaign and other special projects	Equitable Compensation Funds	Advanced Special, apportioned and connectional funds received by church	Other grants and financial support from institutional sources	Total income from connectional and other institutional sources outside the local church
	68.c	68.d	68	69.a	69.b	69.c	69
TRINITY/GAFFNEY	-	-	-	-	-	-	-
TRINITY/SPARTANBURG	-	7,873	72,102	-	-	-	-
UNITY	-	-	7,370	-	-	-	-
WALNUT GROVE	-	4,531	41,595	-	-	-	-
WESLEY CHAPEL	2,800	400	36,280	-	-	-	-
WHITE STONE	-	732	1,457	-	-	-	-
WHITMIRE	-	-	6,000	-	-	-	-
TOTALS	**27,250**	**95,824**	**1,678,446**	**8,080**	**1,126**	**48,202**	**57,408**

WALTERBORO DISTRICT	TABLE NO. 1 STATISTICAL REPORT															
	Church Membership															
Church Name	Total Professing Members at Close of last year	Received this year on Profession of Christian Faith	Restored by affirmation	Correct previous year's reporting errors of total professing membership numbers by addition	Transferred in from other United Methodist Churches	Transferred in from non-United Methodist churches	Removed by Charge Conference Action	Withdrawn from Professing Membership	Correct previous year's reporting errors of total professing membership numbers by subtraction	Transferred out to other United Methodist Churches	Transferred out to non-United Methodist Churches	Removed by death	Total Professing Members at close of this year	Asian	African American/Black	Hispanic/Latino
	1	2.a	2.b	2.c	3	4	5.a	5.b	5.c	6	7	8	9	9.a	9.b	9.c
ADNAH	69	-	-	-	-	-	-	-	-	1	-	2	66	-	-	-
BELLINGER CHAPEL	96	-	-	-	-	-	-	-	-	2	-	1	93	-	-	-
BETHEL/BEAUFORT	46	-	-	-	-	-	-	-	-	-	-	-	46	-	46	-
BETHEL/GREEN POND	27	-	-	-	-	-	-	-	-	-	-	-	27	-	27	-
BETHEL/HARLEYVILLE	148	-	-	-	-	-	-	-	-	1	-	2	145	-	-	-
BETHEL/RUFFIN	187	-	-	-	2	-	-	-	-	1	-	5	183	-	-	-
BETHEL/SMOAKS	162	-	2	-	2	1	9	-	-	-	-	1	157	-	157	-
BETHEL/WALTERBORO	863	6	1	-	5	4	2	-	-	6	3	17	851	-	-	-
BLUFFTON	474	9	-	-	14	6	-	-	-	12	8	6	477	-	6	1
BROOMFIELD (CLOSED IN 2010)	5	-	-	-	-	-	-	-	-	5	-	-	-	-	-	-
BRUNSON	85	-	-	-	-	-	-	-	-	-	-	2	83	-	-	-
BUCKHEAD	88	2	-	-	-	-	4	-	2	-	3	2	79	-	79	-
CANAAN	389	12	-	-	-	-	-	-	-	-	-	2	399	-	399	-
CARTERET STREET	1,320	4	-	-	5	7	452	2	-	6	9	8	859	-	1	-
CHURCH OF THE PALMS	157	-	-	-	6	3	-	-	8	6	5	-	147	-	4	-
COTTAGEVILLE	93	2	-	-	-	-	-	-	-	-	-	2	93	-	-	-
CUMBERLAND	153	3	-	-	-	-	-	-	-	-	-	1	155	-	155	-
CYPRESS	87	3	-	-	1	-	-	-	-	-	-	1	90	-	-	-
DUNCAN CHAPEL	70	-	-	-	-	1	-	-	-	-	-	2	69	-	-	-
EBENEZER/EHRHARDT	104	7	-	-	-	-	-	-	-	-	-	2	109	-	109	-
EBENEZER/RITTER	72	-	-	-	-	-	-	-	3	-	-	-	69	-	-	-
EBENEZER/YEMASSEE	65	1	-	-	-	-	-	-	-	-	-	1	65	-	-	-
ESTILL	31	-	-	18	-	-	-	-	-	-	-	3	46	-	-	-
FIRST/HARLEYVILLE	183	2	-	-	-	1	-	-	-	2	-	2	182	-	-	-
FISHER CHAPEL	203	1	-	-	-	7	-	-	105	-	1	3	102	-	102	-
FRIENDSHIP	141	4	-	-	-	-	-	-	-	-	-	3	142	-	142	-
FURMAN	21	-	-	-	-	-	5	-	-	-	-	-	16	-	-	-
GILLETTE	26	-	-	-	-	-	-	-	-	-	-	1	25	-	-	-
GREEN POND	55	-	-	-	-	2	-	-	-	-	-	1	56	-	-	-
GROVER	194	-	-	-	-	-	-	-	-	-	-	6	188	-	-	-
HAMPTON	223	6	-	-	-	-	-	-	-	-	3	4	222	-	-	-
HARDEEVILLE	120	-	-	-	2	-	-	-	-	-	-	-	122	-	-	-
HEAVEN GATE	12	-	-	-	-	-	-	-	-	-	1	-	11	-	11	-
HICKORY HILL	110	4	-	-	-	-	-	-	-	-	-	4	110	-	110	-

WALTERBORO DISTRICT	TABLE NO. 1 STATISTICAL REPORT															
	Church Membership															
Church Name	Total Professing Members at Close of last year	Received this year on Profession of Christian Faith	Restored by affirmation	Correct previous year's reporting errors of total professing membership numbers by addition	Transferred in from other United Methodist Churches	Transferred in from non-United Methodist churches	Removed by Charge Conference Action	Withdrawn from Professing Membership	Correct previous year's reporting errors of total professing membership numbers by subtraction	Transferred out to other United Methodist Churches	Transferred out to non-United Methodist Churches	Removed by death	Total Professing Members at close of this year	Asian	African American/Black	Hispanic/Latino
	1	2.a	2.b	2.c	3	4	5.a	5.b	5.c	6	7	8	9	9.a	9.b	9.c
INDIAN FIELD	482	10	-	-	-	2	-	-	-	-	-	8	486	-	-	-
ISAIAH	45	-	-	-	-	-	-	-	-	-	-	-	45	-	45	-
JERICHO	246	2	-	-	-	7	-	-	-	-	1	-	254	-	254	-
JERUSALEM	67	2	1	1	-	1	-	-	1	-	-	1	70	-	60	-
JOHN'S CHAPEL	63	-	-	-	-	-	-	-	-	-	-	-	63	-	63	-
LITTLE SWAMP	97	-	-	-	-	-	-	-	-	-	-	-	97	-	-	-
LODGE	49	-	-	-	-	-	-	-	-	-	-	-	49	-	-	-
MACEDONIA	116	-	-	-	1	-	5	-	-	-	1	-	111	-	111	-
MORRIS CHAPEL	104	-	-	-	-	-	-	-	-	-	-	1	103	-	103	-
MOUNT CARMEL/ESTILL	33	-	-	15	-	-	-	-	-	-	-	-	48	-	-	-
MT CARMEL/WALTERBORO	93	7	-	-	-	-	-	-	-	-	-	3	97	-	-	-
MT NEBO	27	-	-	-	-	-	-	-	-	-	-	-	27	-	27	-
MT PLEASANT	11	4	1	-	-	-	-	-	-	-	-	-	16	-	15	-
MT TABOR	52	-	-	-	-	-	-	-	-	-	-	3	49	-	-	-
NEW GRACE	471	1	-	-	-	-	-	-	-	-	-	7	465	-	465	-
NEW HOPE/ALLENDALE	158	-	-	-	-	-	-	-	-	-	-	3	155	-	155	-
NEW HOPE/RIDGEVILLE	130	3	-	-	-	-	-	-	-	-	-	1	132	-	132	-
NEW LIFE	215	5	-	-	-	1	-	-	22	-	-	4	195	-	193	-
OAK GROVE/RIDGEVILLE	52	-	-	-	-	2	-	-	-	-	-	-	54	-	53	-
PENIEL	29	-	-	-	-	-	-	-	-	-	-	-	29	-	-	-
PORT ROYAL	246	-	-	-	2	1	-	-	-	1	5	2	241	-	1	-
PROVIDENCE	40	-	-	-	-	-	-	-	-	-	-	1	39	-	-	-
RED BANK	44	-	-	-	-	-	-	-	-	-	-	1	43	-	43	-
RED ROOT	105	1	-	-	-	-	-	-	-	-	-	1	105	-	105	-
REHOBOTH	87	2	-	-	2	1	-	-	-	1	-	2	89	-	-	-
RIZERS CHAPEL	138	-	1	-	-	-	-	-	-	-	-	2	137	-	137	-
SALEM/DORCHESTER	117	-	-	-	-	-	-	-	-	-	-	2	115	-	-	-
SALEM/HENDERSONVILLE	106	-	-	-	4	1	-	-	-	-	-	2	109	-	-	-
SANDHILL	453	-	-	-	-	-	-	-	-	-	5	5	443	-	442	-
SANDY DAM	92	-	-	-	-	-	-	-	-	-	-	1	91	-	-	-
SHADY GROVE	750	7	-	-	-	3	-	-	-	-	-	14	746	-	746	-
SIMPSON	272	1	-	-	-	-	-	-	-	-	-	5	268	-	268	-
SPRINGTOWN	355	6	-	-	-	-	-	-	-	-	-	6	355	-	355	-
ST ANDREW BY-THE-SEA	787	10	-	-	11	12	-	19	-	9	1	6	785	1	9	-

WALTERBORO DISTRICT	TABLE NO. 1 STATISTICAL REPORT															
	Church Membership															
Church Name	Total Professing Members at Close of last year	Received this year on Profession of Christian Faith	Restored by affirmation	Correct previous year's reporting errors of total professing membership numbers by addition	Transferred in from other United Methodist Churches	Transferred in from non-United Methodist churches	Removed by Charge Conference Action	Withdrawn from Professing Membership	Correct previous year's reporting errors of total professing membership numbers by subtraction	Transferred out to other United Methodist Churches	Transferred out to non-United Methodist Churches	Removed by death	Total Professing Members at close of this year	Asian	African American/Black	Hispanic/Latino
	1	2.a	2.b	2.c	3	4	5.a	5.b	5.c	6	7	8	9	9.a	9.b	9.c
ST DANIEL	152	-	-	-	-	-	-	-	-	-	-	2	150	-	150	-
ST GEORGE	639	23	-	-	1	9	-	2	-	1	-	8	661	-	-	-
ST JAMES	17	-	-	-	-	-	-	-	-	-	1	-	16	-	-	-
ST JOHN/DORCHESTER	92	2	-	-	-	-	-	-	-	-	-	-	94	-	93	1
ST JOHN/GARNETT	20	-	1	1	-	-	-	-	3	-	-	-	19	-	-	-
ST JOHNS/RUFFIN	86	-	-	-	-	-	-	-	-	-	-	2	84	-	-	-
ST LUKE/EHRHARDT	124	8	-	-	-	-	-	-	-	-	-	-	132	-	132	-
ST LUKE'S/OKATIE	156	3	-	-	6	8	-	-	-	3	-	1	169	-	-	-
ST MARK	192	4	-	-	1	3	-	-	10	-	-	8	182	-	182	-
ST PAUL/RIDGELAND	277	-	-	-	2	1	-	-	-	-	-	5	275	-	2	-
ST PAUL/RIDGEVILLE	76	1	1	-	-	-	-	-	-	-	1	1	76	-	74	-
ST STEPHEN	29	-	1	-	-	-	-	4	3	4	2	1	16	-	16	-
SWALLOW SAVANNAH	126	-	-	-	-	-	-	-	-	-	-	3	123	-	-	-
SYKES SAVANNAH	109	5	1	-	-	-	-	1	-	1	-	2	111	-	111	-
TABOR	70	-	-	-	-	-	-	-	-	-	-	1	69	-	-	-
TILLMAN	34	-	-	-	-	-	-	-	-	-	-	-	34	-	-	-
TOBYS BLUFF	36	-	-	-	-	-	-	-	-	-	-	1	35	-	35	-
TRINITY/GREENPOND	6	-	-	-	-	-	-	-	-	-	-	-	6	-	6	-
TRINITY/RIDGEVILLE	88	1	-	-	5	-	-	-	-	-	-	1	93	-	2	-
TRINITY/SMOAKS	20	-	-	-	-	2	-	-	-	-	-	-	22	-	-	-
TRINITY/ST GEORGE	102	2	1	-	-	-	-	3	25	-	-	2	75	-	75	-
UNION	173	-	-	-	-	-	-	-	-	-	-	3	170	-	170	-
VARNVILLE	43	-	-	-	2	-	-	-	-	1	-	-	44	-	-	1
WESLEY CHAPEL	25	-	-	-	-	-	-	-	-	-	-	1	24	-	-	-
WESLEY GROVE	79	1	-	-	-	-	-	-	-	-	-	-	80	-	79	-
WESLEY/BEAUFORT	67	-	-	-	-	-	-	-	-	-	1	-	66	-	66	-
WILLIAMS	38	-	-	-	-	-	-	-	-	1	-	1	36	-	-	-
ZION/DORCHESTER	111	-	-	-	-	-	-	-	-	2	-	2	107	-	-	-
ZION/EHRHARDT	18	-	-	-	-	-	-	-	-	-	-	1	17	-	-	-
TOTALS	**15,216**	**177**	**11**	**35**	**74**	**86**	**477**	**31**	**182**	**66**	**51**	**211**	**14,581**	**1**	**6,323**	**3**

WALTERBORO DISTRICT	TABLE NO. 1 STATISTICAL REPORT (continued)													
	Church Membership (continued)											Christian Formation Groups		
Church Name	Native American	Pacific Islander	White	Multi-Racial	Females	Males	Average attendance at all weekly worship services	Number of persons baptized this year (all ages)	Total Baptized Members who have not become Professing Members	Number of other constituents	Total enrolled in confirmation classes This Year	Number of Children in all Christian formation groups and other small group ministries 0-11	Number of Youth in all Christian formation groups and other small group ministries 12-18	Number of Young Adults in all Christian formation groups and other small group ministries 19-30
	9.d	9.e	9.f	9.g	9.h	9.i	10	11	12	13	14	15	16	17
ADNAH	-	-	66	-	48	18	30	-	-	-	-	-	-	-
BELLINGER CHAPEL	-	-	93	-	62	31	18	-	-	-	-	-	-	-
BETHEL/BEAUFORT	-	-	-	-	26	20	35	-	-	-	-	4	3	5
BETHEL/GREEN POND	-	-	-	-	16	11	50	-	-	-	-	8	12	5
BETHEL/HARLEYVILLE	-	-	145	-	76	69	40	2	2	-	-	4	-	20
BETHEL/RUFFIN	-	-	183	-	98	85	74	1	23	11	-	15	5	15
BETHEL/SMOAKS	-	-	-	-	95	62	95	4	-	2	-	-	5	1
BETHEL/WALTERBORO	-	-	851	-	475	376	273	9	4	-	7	28	39	85
BLUFFTON	-	-	470	-	258	219	199	5	4	-	-	31	3	-
BROOMFIELD (CLOSED IN 2010)	-	-	-	-	-	-	-	-	-	-	-	-	-	-
BRUNSON	-	-	83	-	43	40	22	-	-	-	-	-	2	-
BUCKHEAD	-	-	-	-	55	24	56	-	-	7	-	3	1	-
CANAAN	-	-	-	-	249	150	200	4	-	-	-	40	29	14
CARTERET STREET	1	-	847	10	516	343	294	15	107	111	3	120	33	19
CHURCH OF THE PALMS	-	-	142	1	105	42	105	-	18	44	2	10	-	-
COTTAGEVILLE	1	-	92	-	52	41	55	-	-	15	-	6	8	20
CUMBERLAND	-	-	-	-	109	46	90	2	46	-	10	10	10	15
CYPRESS	-	-	90	-	50	40	37	9	5	-	5	10	5	5
DUNCAN CHAPEL	-	-	69	-	39	30	33	1	1	-	-	-	2	-
EBENEZER/EHRHARDT	-	-	-	-	66	43	33	7	-	-	-	3	4	-
EBENEZER/RITTER	-	-	69	-	40	29	30	-	8	8	-	8	-	-
EBENEZER/YEMASSEE	-	-	65	-	36	29	18	1	1	2	-	1	-	-
ESTILL	-	-	46	-	25	21	17	-	3	3	-	-	-	-
FIRST/HARLEYVILLE	-	-	182	-	100	82	45	1	5	9	-	9	3	-
FISHER CHAPEL	-	-	-	-	61	41	50	-	-	4	-	10	5	5
FRIENDSHIP	-	-	-	-	85	57	65	2	-	-	-	4	9	10
FURMAN	-	-	16	-	9	7	17	-	-	6	-	-	-	-
GILLETTE	-	-	25	-	15	10	10	-	-	-	-	-	-	-
GREEN POND	-	-	56	-	30	26	12	-	-	-	-	-	-	-
GROVER	-	-	188	-	140	48	44	-	22	-	4	-	6	-
HAMPTON	-	-	222	1	123	99	100	1	10	50	5	15	15	-
HARDEEVILLE	-	-	122	-	75	47	27	-	-	-	-	8	5	8
HEAVEN GATE	-	-	-	-	5	6	30	-	-	-	-	-	-	-
HICKORY HILL	-	-	-	-	65	45	60	2	-	-	-	-	-	-

WALTERBORO DISTRICT	TABLE NO. 1 STATISTICAL REPORT (continued)													
	Church Membership (continued)											Christian Formation Groups		
Church Name	Native American	Pacific Islander	White	Multi-Racial	Females	Males	Average attendance at all weekly worship services	Number of persons baptized this year (all ages)	Total Baptized Members who have not become Professing Members	Number of other constituents	Total enrolled in confirmation classes This Year	Number of Children in all Christian formation groups and other small group ministries 0-11	Number of Youth in all Christian formation groups and other small group ministries 12-18	Number of Young Adults in all Christian formation groups and other small group ministries 19-30
	9.d	9.e	9.f	9.g	9.h	9.i	10	11	12	13	14	15	16	17
INDIAN FIELD	-	-	486	-	324	162	135	4	-	-	12	44	20	75
ISAIAH	-	-	-	-	28	17	20	3	10	-	-	6	5	4
JERICHO	-	-	-	-	160	94	95	12	-	36	-	21	19	11
JERUSALEM	-	-	-	-	45	25	40	-	-	3	-	4	4	-
JOHN'S CHAPEL	-	-	-	-	38	25	20	-	-	-	-	-	-	-
LITTLE SWAMP	-	-	97	-	49	48	36	-	-	-	-	14	9	-
LODGE	-	-	49	-	18	31	25	3	10	-	2	10	-	-
MACEDONIA	-	-	-	-	81	35	72	-	-	-	-	5	5	6
MORRIS CHAPEL	-	-	-	-	49	54	65	-	-	-	-	9	5	12
MOUNT CARMEL/ESTILL	-	-	48	-	31	17	28	-	3	2	1	4	1	-
MT CARMEL/WALTERBORO	-	-	97	-	57	40	32	7	7	6	-	6	8	-
MT NEBO	-	-	-	-	17	10	14	-	-	-	-	1	-	3
MT PLEASANT	-	-	1	-	12	4	8	4	-	-	-	2	-	2
MT TABOR	-	-	49	-	28	21	17	-	-	3	-	-	-	-
NEW GRACE	-	-	1	-	310	155	200	10	2	8	-	16	13	27
NEW HOPE/ALLENDALE	-	-	-	-	90	65	69	1	9	-	-	3	5	4
NEW HOPE/RIDGEVILLE	-	-	-	-	82	50	65	1	-	-	-	5	4	-
NEW LIFE	-	-	2	-	110	85	103	6	3	3	-	-	2	-
OAK GROVE/RIDGEVILLE	-	-	1	-	30	24	35	1	5	2	4	8	7	10
PENIEL	-	-	29	-	18	11	15	-	-	-	-	-	-	-
PORT ROYAL	1	-	239	-	145	96	62	-	17	11	-	10	15	3
PROVIDENCE	-	-	39	-	25	14	12	-	1	-	-	-	-	-
RED BANK	-	-	1	-	32	11	30	1	-	-	-	15	4	12
RED ROOT	-	-	-	-	99	6	80	1	-	-	-	-	12	4
REHOBOTH	-	-	89	-	44	45	-	3	-	-	2	15	4	-
RIZERS CHAPEL	-	-	-	-	97	40	60	3	-	-	-	-	-	-
SALEM/DORCHESTER	-	-	115	-	55	60	42	1	1	-	-	6	6	-
SALEM/HENDERSONVILLE	-	-	109	-	58	51	45	2	7	20	-	8	6	-
SANDHILL	-	-	1	-	288	155	241	8	-	-	-	36	30	12
SANDY DAM	-	-	92	-	59	32	32	1	1	-	-	11	3	-
SHADY GROVE	-	-	-	-	480	266	235	10	24	14	7	28	24	31
SIMPSON	-	-	-	-	145	123	69	-	28	-	-	4	5	2
SPRINGTOWN	-	-	-	-	212	143	170	2	2	-	-	3	9	-
ST ANDREW BY-THE-SEA	-	-	774	1	453	332	488	12	142	41	4	321	50	8

WALTERBORO DISTRICT	TABLE NO. 1 STATISTICAL REPORT (continued)													
	Church Membership (continued)											Christian Formation Groups		
Church Name	Native American	Pacific Islander	White	Multi-Racial	Females	Males	Average attendance at all weekly worship services	Number of persons baptized this year (all ages)	Total Baptized Members who have not become Professing Members	Number of other constituents	Total enrolled in confirmation classes This Year	Number of Children in all Christian formation groups and other small group ministries 0-11	Number of Youth in all Christian formation groups and other small group ministries 12-18	Number of Young Adults in all Christian formation groups and other small group ministries 19-30
	9.d	9.e	9.f	9.g	9.h	9.i	10	11	12	13	14	15	16	17
ST DANIEL	-	-	-	-	99	51	80	2	2	-	-	-	-	-
ST GEORGE	-	-	661	-	340	321	200	9	9	-	23	51	20	32
ST JAMES	-	-	16	-	11	5	10	-	-	2	-	-	-	-
ST JOHN/DORCHESTER	-	-	-	1	60	34	50	1	10	5	-	10	15	25
ST JOHN/GARNETT	-	-	19	-	11	8	9	-	-	8	-	-	-	-
ST JOHNS/RUFFIN	-	-	84	-	46	38	18	-	5	1	-	2	2	-
ST LUKE/EHRHARDT	-	-	-	-	82	50	40	3	-	-	-	5	3	4
ST LUKE'S/OKATIE	-	-	169	-	97	72	98	-	-	12	-	2	-	-
ST MARK	-	-	-	-	122	60	24	5	10	5	5	14	22	12
ST PAUL/RIDGELAND	-	-	273	-	165	110	89	1	8	4	-	14	13	30
ST PAUL/RIDGEVILLE	-	-	-	2	62	14	60	-	-	-	-	9	16	7
ST STEPHEN	-	-	-	-	9	7	7	-	-	-	-	-	-	-
SWALLOW SAVANNAH	-	-	123	-	77	46	25	-	-	-	-	-	-	-
SYKES SAVANNAH	-	-	-	-	85	26	70	3	-	-	2	6	2	1
TABOR	-	-	69	-	38	31	12	-	3	-	-	-	2	-
TILLMAN	-	-	-	-	17	17	-	-	-	-	-	-	-	-
TOBYS BLUFF	-	-	-	-	25	10	20	-	-	-	-	-	-	-
TRINITY/GREENPOND	-	-	-	-	5	1	25	-	-	-	-	-	-	-
TRINITY/RIDGEVILLE	-	-	91	-	49	44	58	1	4	-	-	12	10	-
TRINITY/SMOAKS	-	-	22	-	15	7	10	-	-	-	-	-	-	-
TRINITY/ST GEORGE	-	-	-	-	55	20	45	3	12	6	2	7	4	4
UNION	-	-	-	-	112	58	79	7	11	10	-	5	4	-
VARNVILLE	-	-	44	-	25	19	25	1	-	-	-	-	-	-
WESLEY CHAPEL	-	-	24	-	14	10	23	-	2	-	-	2	4	2
WESLEY GROVE	-	-	1	-	80	80	23	-	-	-	-	6	14	8
WESLEY/BEAUFORT	-	-	-	-	38	28	-	-	-	-	-	-	-	-
WILLIAMS	-	-	36	-	26	10	8	-	-	-	-	-	-	-
ZION/DORCHESTER	-	-	107	-	62	45	35	-	-	-	-	-	-	-
ZION/EHRHARDT	-	17	-	10	7	10	-	-	-	-	-	-	-	-
TOTALS	**3**	**17**	**8,180**	**26**	**8,850**	**5,816**	**6,067**	**198**	**607**	**474**	**100**	**1,107**	**610**	**578**

WALTERBORO DISTRICT	TABLE NO 1 STATISTICAL REPORT (continued)									
	Christian Formation Groups (continued)								UMMen	
Church Name	Number of Other Adults in all Christian formation groups and other small group ministries 31 and older	Total Christian formation participants	Average weekly attendance (all ages) in Sunday Church school	Number of persons (all ages) active in covenant discipleship groups	Number of participants in Vacation Bible School	Number of ongoing classes (all ages) for learning in Sunday Church School	Number of ongoing classes for learning (all ages) other than Sunday Church School	Number of short-term classes and groups (all ages) for learning	Membership in United Methodist Men	Amount Paid for Projects UMM
	18	19	20	21	22	23	24	25	26	27
ADNAH	-	-	6	-	-	-	-	-	-	-
BELLINGER CHAPEL	10	10	-	-	-	-	-	-	-	-
BETHEL/BEAUFORT	10	22	10	-	-	1	1	-	5	-
BETHEL/GREEN POND	4	29	15	8	25	1	1	-	-	-
BETHEL/HARLEYVILLE	24	48	16	-	23	2	-	2	-	-
BETHEL/RUFFIN	30	65	30	7	100	5	-	3	11	276
BETHEL/SMOAKS	36	42	40	-	75	4	-	1	20	-
BETHEL/WALTERBORO	27	179	57	68	79	9	12	2	20	600
BLUFFTON	-	34	23	20	30	3	-	2	24	4,100
BROOMFIELD (CLOSED IN 2010)	-	-	-	-	-	-	-	-	-	-
BRUNSON	13	15	12	-	48	-	-	-	-	-
BUCKHEAD	15	19	9	-	67	2	1	-	12	100
CANAAN	22	105	85	-	109	8	1	1	63	2,500
CARTERET STREET	295	467	105	18	92	13	2	6	45	11,512
CHURCH OF THE PALMS	53	63	28	2	25	4	5	2	-	-
COTTAGEVILLE	50	84	25	-	45	-	-	-	10	-
CUMBERLAND	20	55	25	-	50	3	3	-	22	100
CYPRESS	20	40	18	-	30	4	1	-	-	-
DUNCAN CHAPEL	18	20	15	1	-	1	-	2	-	-
EBENEZER/EHRHARDT	-	7	7	-	6	2	-	1	5	-
EBENEZER/RITTER	18	26	22	-	14	2	1	1	-	-
EBENEZER/YEMASSEE	10	11	10	-	-	2	1	3	-	-
ESTILL	-	-	-	-	-	-	-	-	-	-
FIRST/HARLEYVILLE	7	19	17	1	37	4	1	2	-	-
FISHER CHAPEL	35	55	14	-	-	-	-	1	5	-
FRIENDSHIP	28	51	35	-	45	-	-	20	14	-
FURMAN	3	3	-	-	-	-	-	1	-	-
GILLETTE	-	-	-	-	-	-	-	-	-	-
GREEN POND	12	12	10	-	-	1	-	-	-	-
GROVER	8	14	12	-	35	3	-	1	-	-
HAMPTON	70	100	25	12	40	5	1	-	50	2,500
HARDEEVILLE	14	35	19	10	16	3	1	1	-	-
HEAVEN GATE	-	-	-	-	-	-	-	-	-	-
HICKORY HILL	-	-	10	-	50	2	-	-	7	-

WALTERBORO DISTRICT	TABLE NO 1 STATISTICAL REPORT (continued)									
	Christian Formation Groups (continued)								UMMen	
Church Name	Number of Other Adults in all Christian formation groups and other small group ministries 31 and older	Total Christian formation participants	Average weekly attendance (all ages) in Sunday Church school	Number of persons (all ages) active in covenant discipleship groups	Number of participants in Vacation Bible School	Number of ongoing classes (all ages) for learning in Sunday Church School	Number of ongoing classes for learning (all ages) other than Sunday Church School	Number of short-term classes and groups (all ages) for learning	Membership in United Methodist Men	Amount Paid for Projects UMM
	18	19	20	21	22	23	24	25	26	27
INDIAN FIELD	72	211	88	27	105	11	-	-	20	-
ISAIAH	10	25	20	-	40	3	1	-	12	-
JERICHO	53	104	57	9	78	6	3	3	19	500
JERUSALEM	4	12	15	-	-	-	15	6	11	563
JOHN'S CHAPEL	5	5	6	-	-	1	-	1	3	-
LITTLE SWAMP	12	35	15	-	60	4	2	1	-	-
LODGE	14	24	17	-	-	2	-	1	-	-
MACEDONIA	56	72	20	-	24	-	-	-	27	-
MORRIS CHAPEL	77	103	10	-	30	1	2	-	15	-
MOUNT CARMEL/ESTILL	6	11	5	-	-	1	2	1	-	-
MT CARMEL/WALTERBORO	18	32	22	-	-	3	-	-	-	-
MT NEBO	5	9	6	-	-	1	1	-	10	-
MT PLEASANT	7	11	7	8	-	1	1	-	-	-
MT TABOR	16	16	4	4	-	1	-	2	-	-
NEW GRACE	40	96	77	329	164	11	8	6	42	1,500
NEW HOPE/ALLENDALE	6	18	8	5	15	3	1	1	11	100
NEW HOPE/RIDGEVILLE	20	29	10	-	45	2	1	-	15	-
NEW LIFE	7	9	10	-	70	4	-	1	26	-
OAK GROVE/RIDGEVILLE	29	54	10	7	30	-	-	5	7	500
PENIEL	-	-	-	-	-	-	-	-	-	-
PORT ROYAL	2	30	64	24	-	-	-	-	15	2
PROVIDENCE	-	-	-	-	-	-	-	-	-	-
RED BANK	3	34	8	-	30	2	-	-	11	400
RED ROOT	15	31	6	-	30	2	-	-	7	1,500
REHOBOTH	20	39	25	30	30	2	5	-	-	-
RIZERS CHAPEL	-	-	-	-	-	-	-	-	-	-
SALEM/DORCHESTER	15	27	15	-	-	3	-	-	7	125
SALEM/HENDERSONVILLE	12	26	20	-	65	4	1	3	-	-
SANDHILL	91	169	78	-	90	2	2	-	60	4,000
SANDY DAM	24	38	20	-	29	2	-	-	21	-
SHADY GROVE	148	231	56	14	84	4	4	5	51	4,751
SIMPSON	3	14	5	-	13	3	3	-	7	-
SPRINGTOWN	10	22	45	-	145	3	2	-	66	185
ST ANDREW BY-THE-SEA	420	799	120	-	95	11	6	8	25	-

WALTERBORO DISTRICT	TABLE NO 1 STATISTICAL REPORT (continued)									
	Christian Formation Groups (continued)								UMMen	
Church Name	Number of Other Adults in all Christian formation groups and other small group ministries 31 and older	Total Christian formation participants	Average weekly attendance (all ages) in Sunday Church school	Number of persons (all ages) active in covenant discipleship groups	Number of participants in Vacation Bible School	Number of ongoing classes (all ages) for learning in Sunday Church School	Number of ongoing classes for learning (all ages) other than Sunday Church School	Number of short-term classes and groups (all ages) for learning	Membership in United Methodist Men	Amount Paid for Projects UMM
	18	19	20	21	22	23	24	25	26	27
ST DANIEL	25	25	25	10	45	3	-	-	39	-
ST GEORGE	159	262	100	-	125	14	4	5	40	3
ST JAMES	-	-	-	-	-	-	-	1	-	-
ST JOHN/DORCHESTER	44	94	20	20	45	10	10	5	18	200
ST JOHN/GARNETT	1	1	-	-	-	-	-	-	-	-
ST JOHNS/RUFFIN	7	11	7	-	8	2	-	1	5	138
ST LUKE/EHRHARDT	39	51	8	-	25	1	12	-	15	-
ST LUKE'S/OKATIE	32	34	-	32	-	-	2	2	-	-
ST MARK	12	60	35	12	67	4	2	3	12	2,303
ST PAUL/RIDGELAND	57	114	47	25	48	5	1	-	10	500
ST PAUL/RIDGEVILLE	44	76	15	24	30	5	5	3	10	-
ST STEPHEN	3	3	6	-	-	1	-	-	-	-
SWALLOW SAVANNAH	-	-	-	-	-	-	-	-	-	-
SYKES SAVANNAH	6	15	12	-	25	2	-	-	10	-
TABOR	8	10	6	-	8	1	-	1	4	138
TILLMAN	-	-	-	-	-	-	-	-	-	-
TOBYS BLUFF	-	-	-	-	15	1	-	-	10	-
TRINITY/GREENPOND	-	-	-	-	-	-	-	-	-	-
TRINITY/RIDGEVILLE	45	67	50	9	30	6	2	-	-	-
TRINITY/SMOAKS	6	6	10	6	-	1	1	-	-	-
TRINITY/ST GEORGE	7	22	13	5	26	2	1	1	8	56
UNION	8	17	8	4	17	4	1	1	-	-
VARNVILLE	4	4	4	-	-	1	1	-	3	-
WESLEY CHAPEL	14	22	16	-	-	2	-	1	-	-
WESLEY GROVE	2	30	7	6	12	2	-	-	14	300
WESLEY/BEAUFORT	-	-	-	-	-	-	-	-	-	-
WILLIAMS	-	-	-	-	-	-	-	-	-	-
ZION/DORCHESTER	-	-	-	-	-	-	-	-	-	-
ZION/EHRHARDT	-	-	-	-	-	-	-	-	-	-
TOTALS	**2,595**	**4,890**	**1,958**	**757**	**2,839**	**244**	**134**	**120**	**999**	**39,452**

WALTERBORO DISTRICT	TABLE NO. 1 STATISTICAL REPORT (continued)									
	UMWomen		UMVIM		Mission Teams		Community Ministries			
Church Name	Membership in United Methodist Women	Amount paid for local church and community work UMW	Number UMVIM teams sent from Local church	Number of persons sent out on UMVIM teams from this local church	Number of other mission teams sent from this local church	Number of persons sent out on other mission teams from this local church	Number of community ministries for daycare and/or education	Number of persons served by community ministries for daycare and/or education	Number of community ministries for outreach, justice, and mercy	Number of persons served by community ministries for outreach, justice, and mercy
	28	29	30.a	30.b	31.a	31.b	32	33	34	35
ADNAH	-	-	-	-	-	-	-	-	-	-
BELLINGER CHAPEL	-	-	-	-	-	-	-	-	-	-
BETHEL/BEAUFORT	12	200	-	-	-	-	-	-	-	-
BETHEL/GREEN POND	-	-	-	-	-	-	-	-	4	40
BETHEL/HARLEYVILLE	-	-	-	-	-	-	-	-	4	150
BETHEL/RUFFIN	-	-	-	-	1	7	-	-	5	200
BETHEL/SMOAKS	27	-	-	-	-	-	3	45	3	60
BETHEL/WALTERBORO	80	1,500	-	-	2	16	17	45	5	2,746
BLUFFTON	30	6,679	-	-	-	-	-	-	12	-
BROOMFIELD (CLOSED IN 2010)	-	-	-	-	-	-	-	-	-	-
BRUNSON	5	-	-	-	-	-	-	-	-	-
BUCKHEAD	22	100	-	-	-	-	-	-	3	242
CANAAN	86	800	-	-	-	-	3	-	-	-
CARTERET STREET	91	2,696	1	3	3	15	3	33	17	231
CHURCH OF THE PALMS	15	2,930	-	-	3	12	-	-	-	-
COTTAGEVILLE	7	-	-	-	-	-	-	-	3	3
CUMBERLAND	20	-	-	-	1	7	2	15	1	80
CYPRESS	-	-	-	-	-	-	-	-	3	227
DUNCAN CHAPEL	-	-	-	-	-	-	-	-	4	120
EBENEZER/EHRHARDT	10	-	-	-	-	-	-	-	1	6
EBENEZER/RITTER	-	-	-	-	-	-	-	-	3	100
EBENEZER/YEMASSEE	-	-	-	-	-	-	-	-	5	200
ESTILL	-	-	-	-	-	-	-	-	-	-
FIRST/HARLEYVILLE	27	2,136	-	-	-	-	-	-	-	-
FISHER CHAPEL	-	-	-	-	-	-	-	-	7	200
FRIENDSHIP	25	250	-	-	-	-	-	-	3	155
FURMAN	-	-	-	-	-	-	-	-	-	-
GILLETTE	-	-	-	-	-	-	-	-	1	75
GREEN POND	-	-	-	-	-	-	-	-	-	-
GROVER	22	-	-	-	-	-	-	-	-	-
HAMPTON	12	2,000	-	-	-	-	1	35	7	300
HARDEEVILLE	-	-	-	-	-	-	-	-	1	6
HEAVEN GATE	-	-	-	-	-	-	-	-	-	-
HICKORY HILL	12	-	-	-	-	-	-	-	-	-

WALTERBORO DISTRICT	TABLE NO. 1 STATISTICAL REPORT (continued)									
	UMWomen		UMVIM		Mission Teams		Community Ministries			
Church Name	Membership in United Methodist Women	Amount paid for local church and community work UMW	Number UMVIM teams sent from Local church	Number of persons sent out on UMVIM teams from this local church	Number of other mission teams sent from this local church	Number of persons sent out on other mission teams from this local church	Number of community ministries for daycare and/or education	Number of persons served by community ministries for daycare and/or education	Number of community ministries for outreach, justice, and mercy	Number of persons served by community ministries for outreach, justice, and mercy
	28	29	30.a	30.b	31.a	31.b	32	33	34	35
INDIAN FIELD	62	-	1	3	6	30	1	20	5	7
ISAIAH	14	100	-	-	-	-	1	10	1	10
JERICHO	32	2	-	-	4	9	1	6	4	425
JERUSALEM	5	-	-	-	-	4	-	-	-	-
JOHN'S CHAPEL	5	-	-	-	-	-	-	-	5	100
LITTLE SWAMP	-	-	-	-	-	-	-	-	4	60
LODGE	-	-	-	-	-	-	-	-	2	50
MACEDONIA	17	-	-	-	-	-	-	-	-	-
MORRIS CHAPEL	17	80	-	-	-	-	-	-	-	-
MOUNT CARMEL/ESTILL	5	103	-	-	-	-	-	-	-	-
MT CARMEL/WALTERBORO	-	-	-	-	-	-	-	-	-	-
MT NEBO	14	-	-	-	-	-	-	-	2	200
MT PLEASANT	-	-	-	-	-	-	-	-	-	-
MT TABOR	-	-	-	-	-	-	-	-	-	-
NEW GRACE	51	2,000	-	-	-	99	-	-	10	397
NEW HOPE/ALLENDALE	15	125	-	-	-	-	-	-	-	-
NEW HOPE/RIDGEVILLE	30	500	-	-	-	-	-	-	-	-
NEW LIFE	29	460	-	-	-	-	1	10	-	-
OAK GROVE/RIDGEVILLE	6	500	-	-	2	2	-	-	3	50
PENIEL	-	-	-	-	-	-	-	-	-	-
PORT ROYAL	20	1	-	-	-	-	-	-	5	720
PROVIDENCE	-	-	-	-	-	-	-	-	-	-
RED BANK	15	140	-	-	-	15	-	-	7	7
RED ROOT	50	1,500	-	20	2	20	-	-	2	20
REHOBOTH	-	-	-	-	-	-	-	-	3	40
RIZERS CHAPEL	-	-	-	-	-	-	-	-	-	-
SALEM/DORCHESTER	10	1,150	-	-	-	-	-	-	7	210
SALEM/HENDERSONVILLE	-	512	-	-	-	-	-	-	11	400
SANDHILL	90	3,500	-	-	-	-	-	-	-	-
SANDY DAM	10	-	-	-	-	-	-	-	-	-
SHADY GROVE	100	650	-	-	1	1	2	48	4	30
SIMPSON	11	75	-	-	-	-	-	-	-	-
SPRINGTOWN	77	1,000	1	-	2	-	-	-	1	530
ST ANDREW BY-THE-SEA	-	-	1	10	2	27	-	-	11	1,703

WALTERBORO DISTRICT	TABLE NO. 1 STATISTICAL REPORT (continued)									
	UMWomen		UMVIM		Mission Teams		Community Ministries			
Church Name	Membership in United Methodist Women	Amount paid for local church and community work UMW	Number UMVIM teams sent from Local church	Number of persons sent out on UMVIM teams from this local church	Number of other mission teams sent from this local church	Number of persons sent out on other mission teams from this local church	Number of community ministries for daycare and/or education	Number of persons served by community ministries for daycare and/or education	Number of community ministries for outreach, justice, and mercy	Number of persons served by community ministries for outreach, justice, and mercy
	28	29	30.a	30.b	31.a	31.b	32	33	34	35
ST DANIEL	49	49	-	-	-	-	-	-	-	-
ST GEORGE	65	3	2	15	10	50	20	100	10	100
ST JAMES	-	-	-	-	-	-	-	-	1	10
ST JOHN/DORCHESTER	14	100	-	-	10	10	2	50	1	8
ST JOHN/GARNETT	-	-	-	-	-	-	-	-	-	-
ST JOHNS/RUFFIN	9	473	-	-	-	-	-	-	-	-
ST LUKE/EHRHARDT	35	250	-	-	-	-	-	-	4	35
ST LUKE'S/OKATIE	16	1,100	-	-	2	9	-	-	4	28
ST MARK	13	1,593	-	-	-	-	6	8	10	22
ST PAUL/RIDGELAND	8	-	-	-	-	-	1	21	1	16
ST PAUL/RIDGEVILLE	11	-	-	-	-	1	-	-	6	25
ST STEPHEN	-	-	-	-	-	-	-	-	4	140
SWALLOW SAVANNAH	-	-	-	-	-	-	-	-	4	200
SYKES SAVANNAH	6	-	-	-	1	5	1	4	2	2
TABOR	-	-	-	-	1	1	-	-	3	70
TILLMAN	-	-	-	-	-	-	-	-	-	-
TOBYS BLUFF	25	-	-	-	-	-	-	-	-	-
TRINITY/GREENPOND	-	-	-	-	-	-	-	-	4	40
TRINITY/RIDGEVILLE	-	-	-	-	-	-	-	-	4	25
TRINITY/SMOAKS	-	-	-	-	-	-	-	-	4	200
TRINITY/ST GEORGE	-	-	-	-	-	-	2	2	3	5
UNION	11	150	-	-	-	-	-	-	-	-
VARNVILLE	-	-	-	-	-	-	-	-	7	150
WESLEY CHAPEL	-	-	-	-	-	-	-	-	2	50
WESLEY GROVE	15	300	-	-	-	-	-	-	1	3
WESLEY/BEAUFORT	-	-	-	-	-	-	-	-	-	-
WILLIAMS	-	-	-	-	-	-	-	-	-	-
ZION/DORCHESTER	-	-	-	-	-	-	-	-	-	-
ZION/EHRHARDT	-	-	-	-	-	-	-	-	-	282,000
TOTALS	**1,465**	**35,707**	**6**	**51**	**53**	**340**	**67**	**452**	**254**	**293,229**

WALTERBORO DISTRICT	TABLE NO. 2 STATISTICAL REPORT							
	Property and Assets				Apportionments			
Church Name	Market value of church land, buildings and equipment	Market value of other church-owned assets	Debts secured by church physical assets	Other debt	Total amount APPORTIONED to the local church for all causes paid to the AC Treasurer	Total amount PAID by the local church for all apportioned causes to the AC Treasurer	Total amount APPORTIONED to the local church for all apportioned causes directly paid to the DISTRICT	Total amount PAID by the local church for apportioned causes directly paid to the DISTRICT
	36	37	38	39	40.a	40.b	41.a	41.b
ADNAH	423,000	-	-	-	3,665	3,665	-	-
BELLINGER CHAPEL	802	49	-	-	6,360	4,376	-	-
BETHEL/BEAUFORT	170	-	-	-	1,503	1,503	-	-
BETHEL/GREEN POND	100,000	-	-	-	920	920	-	-
BETHEL/HARLEYVILLE	466,000	-	-	-	5,444	5,444	-	-
BETHEL/RUFFIN	1,073,400	147,472	-	-	11,755	11,755	-	-
BETHEL/SMOAKS	297,600	148,000	-	-	8,609	8,609	-	-
BETHEL/WALTERBORO	6,820,000	-	35,680	-	54,582	54,582	-	-
BLUFFTON	1,600,000	-	-	76,372	32,022	16,832	-	-
BROOMFIELD (CLOSED IN 2010)	-	-	-	-	150	150	-	-
BRUNSON	480	39	-	-	5,083	5,083	-	-
BUCKHEAD	415,000	46,588	-	163	4,223	4,223	-	-
CANAAN	1,295,600	-	-	-	14,706	14,706	-	-
CARTERET STREET	4,830,000	580,540	216,000	-	64,245	64,245	-	-
CHURCH OF THE PALMS	1,480,958	57,540	577,306	-	20,383	20,383	-	-
COTTAGEVILLE	1,255,000	-	-	-	7,799	2,734	-	-
CUMBERLAND	500,000	-	100,000	2,000	3,703	926	-	-
CYPRESS	667,600	31,267	-	-	3,988	3,988	-	-
DUNCAN CHAPEL	517,000	-	-	-	5,232	5,232	-	-
EBENEZER/EHRHARDT	166,500	-	82,000	-	873	873	-	-
EBENEZER/RITTER	252,000	-	-	-	3,004	3,004	-	-
EBENEZER/YEMASSEE	608,387	22,000	-	-	4,187	4,187	-	-
ESTILL	425,000	54,000	-	-	3,767	2,895	-	-
FIRST/HARLEYVILLE	720,000	205,100	-	-	15,226	1,523	-	-
FISHER CHAPEL	636,000	-	84,027	-	9,296	2,137	-	-
FRIENDSHIP	363,000	15,500	25,219	-	3,119	3,125	-	-
FURMAN	175,000	10,761	-	-	1,700	1,700	-	-
GILLETTE	35,000	16,000	-	-	974	974	-	-
GREEN POND	203,000	29,000	-	-	2,844	2,844	-	-
GROVER	1,000,000	-	-	-	9,884	3,165	-	-
HAMPTON	1,655,000	-	-	-	12,515	12,515	-	-
HARDEEVILLE	729,000	106,000	-	-	3,782	3,782	-	-
HEAVEN GATE	132	-	-	-	828	-	-	-
HICKORY HILL	567,000	-	-	-	3,816	3,816	-	-

WALTERBORO DISTRICT	TABLE NO. 2 STATISTICAL REPORT							
	Property and Assets				Apportionments			
Church Name	Market value of church land, buildings and equipment	Market value of other church-owned assets	Debts secured by church physical assets	Other debt	Total amount APPORTIONED to the local church for all causes paid to the AC Treasurer	Total amount PAID by the local church for all apportioned causes to the AC Treasurer	Total amount APPORTIONED to the local church for all apportioned causes directly paid to the DISTRICT	Total amount PAID by the local church for apportioned causes directly paid to the DISTRICT
	36	37	38	39	40.a	40.b	41.a	41.b
INDIAN FIELD	2,335,000	335,770	-	-	22,711	-	-	-
ISAIAH	-	-	-	-	4,004	1,887	-	-
JERICHO	2,500,000	47,600	446,000	4,300	11,375	11,375	-	-
JERUSALEM	245,000	-	-	-	2,090	-	-	-
JOHN'S CHAPEL	145,000	135,000	-	-	1,974	1,974	-	-
LITTLE SWAMP	399	29,085	-	-	3,692	3,692	-	-
LODGE	380,000	-	-	-	2,650	1,983	-	-
MACEDONIA	470	54	-	75	2,778	2,778	-	-
MORRIS CHAPEL	342,090	-	-	-	2,871	2,871	-	-
MOUNT CARMEL/ESTILL	251,000	-	-	-	1,585	1,585	-	-
MT CARMEL/WALTERBORO	190,000	9,000	-	-	2,784	2,784	-	-
MT NEBO	260,000	-	51,000	-	3,036	1,126	-	-
MT PLEASANT	110	-	-	-	776	776	-	-
MT TABOR	704,600	79,000	-	-	5,230	5,230	-	-
NEW GRACE	644,750	600,000	-	-	15,161	18,518	-	-
NEW HOPE/ALLENDALE	261,500	-	8,000	-	4,804	-	-	-
NEW HOPE/RIDGEVILLE	973,500	-	207,497	4,200	6,962	1,520	-	-
NEW LIFE	1,814,000	-	-	-	18,320	3,646	-	-
OAK GROVE/RIDGEVILLE	75,000	8,000	-	-	3,419	3,419	-	-
PENIEL	146,000	1,000	-	-	2,514	-	-	-
PORT ROYAL	2,160,500	15,779	99,088	-	18,342	4,900	-	-
PROVIDENCE	343,000	-	-	-	2,075	2,075	-	-
RED BANK	149,000	20,000	20,000	189,000	3,604	3,604	-	-
RED ROOT	350,000	-	-	-	2,680	2,680	-	-
REHOBOTH	3,500,000	30,000	-	-	5,970	710	-	-
RIZERS CHAPEL	-	-	-	-	2,267	2,267	-	-
SALEM/DORCHESTER	657,000	49,380	-	-	5,673	4,343	-	-
SALEM/HENDERSONVILLE	280,000	35,867	-	-	5,969	5,969	-	-
SANDHILL	2,196,500	-	725,040	-	15,499	15,499	-	-
SANDY DAM	175,000	-	-	-	3,102	3,102	-	-
SHADY GROVE	60,000	68,000	898,000	-	9,333	5,000	-	-
SIMPSON	368,780	-	-	-	6,280	-	-	-
SPRINGTOWN	1,684,400	-	204	-	11,849	11,849	-	-
ST ANDREW BY-THE-SEA	5,894,556	765,892	371,112	14,000	81,259	81,259	-	-

WALTERBORO DISTRICT	TABLE NO. 2 STATISTICAL REPORT							
	Property and Assets				Apportionments			
Church Name	Market value of church land, buildings and equipment	Market value of other church-owned assets	Debts secured by church physical assets	Other debt	Total amount APPORTIONED to the local church for all causes paid to the AC Treasurer	Total amount PAID by the local church for all apportioned causes to the AC Treasurer	Total amount APPORTIONED to the local church for all apportioned causes directly paid to the DISTRICT	Total amount PAID by the local church for apportioned causes directly paid to the DISTRICT
	36	37	38	39	40.a	40.b	41.a	41.b
ST DANIEL	484,000	12,000	-	-	4,025	-	-	-
ST GEORGE	4,859,000	51,112	-	-	33,483	16,742	-	-
ST JAMES	290,000	18,406	-	-	1,573	521	-	-
ST JOHN/DORCHESTER	100,000	8,000	-	-	3,662	3,662	-	-
ST JOHN/GARNETT	68,000	-	-	-	1,585	1,585	-	-
ST JOHNS/RUFFIN	471,500	26,643	-	-	3,069	3,069	-	-
ST LUKE/EHRHARDT	81,250	500	-	-	2,912	2,912	-	-
ST LUKE'S/OKATIE	530	311	-	-	6,176	6,176	-	-
ST MARK	575,000	85,000	450,000	-	4,546	1,025	-	-
ST PAUL/RIDGELAND	1,500,000	7,805	-	-	33,991	7,942	-	-
ST PAUL/RIDGEVILLE	675,000	112,500	16,759	3,000	8,676	2,534	-	-
ST STEPHEN	100,000	-	-	-	1,631	136	-	-
SWALLOW SAVANNAH	1,320,000	92,860	-	-	5,563	2,899	-	-
SYKES SAVANNAH	418,000	-	-	-	2,485	2,485	-	-
TABOR	343,267	87,521	-	-	3,263	3,263	-	-
TILLMAN	150,000	32,000	-	-	3,437	3,437	-	-
TOBYS BLUFF	-	-	-	-	2,417	2,417	-	-
TRINITY/GREENPOND	127,000	-	-	-	576	576	-	-
TRINITY/RIDGEVILLE	418,584	54,000	-	-	5,095	5,095	-	-
TRINITY/SMOAKS	512,000	4,000	-	-	1,481	562	-	-
TRINITY/ST GEORGE	291,000	-	-	-	3,364	1,407	-	-
UNION	150,000	-	58,000	-	7,061	-	-	-
VARNVILLE	576,000	47,802	-	-	3,742	3,742	-	-
WESLEY CHAPEL	297,000	49,202	-	-	2,385	2,385	-	-
WESLEY GROVE	328	-	-	-	2,739	2,739	-	-
WESLEY/BEAUFORT	1,377,212	-	-	-	8,859	8,859	-	-
WILLIAMS	311,000	122,000	-	-	3,066	3,066	-	-
ZION/DORCHESTER	230	133	-	-	4,872	4,872	-	-
ZION/EHRHARDT	-	-	-	498	498	-	-	-
TOTALS	**73,860,685**	**4,511,078**	**4,470,932**	**293,608**	**789,057**	**578,422**	**-**	**-**

WALTERBORO DISTRICT	TABLE NO. 2 STATISTICAL REPORT (continued)							
	Other Benevolences							
Church Name	Total amount for General Advance Specials remitted to the AC Treasurer	Total amount for World Service Specials remitted to the AC Treasurer	Total amount for Annual Conference Advance Specials remitted to the AC Treasurer	Total amount for the Youth Service fund remitted to the AC Treasurer	Total amount of all other funds sent to AC Treasurer for connectional mission and ministry	Total Annual Conference Special Sunday Offerings remitted to the AC Treasurer	Total amount given directly to UM causes (not sent to AC Treasurer)	Total amount given to non-United Methodist benevolent and charitable causes
	42	43	44	45	46	47	48	49
ADNAH	1,250	-	-	-	64	295	-	-
BELLINGER CHAPEL	-	-	-	-	-	-	140	-
BETHEL/BEAUFORT	-	-	-	-	6	-	-	-
BETHEL/GREEN POND	-	-	-	-	18	-	-	200
BETHEL/HARLEYVILLE	-	-	-	-	99	171	-	-
BETHEL/RUFFIN	50	-	-	-	1,152	4,070	1,467	3,553
BETHEL/SMOAKS	-	-	-	-	331	-	1,030	100
BETHEL/WALTERBORO	2,253	-	-	-	928	1,151	37,500	90,274
BLUFFTON	4,637	-	-	-	345	2,665	5,860	11,855
BROOMFIELD (CLOSED IN 2010)	-	-	-	-	3	-	-	-
BRUNSON	317	-	135	20	87	275	475	-
BUCKHEAD	50	-	-	-	282	200	2,500	750
CANAAN	25	-	-	-	340	-	150	2,000
CARTERET STREET	16,000	-	-	-	163	10,000	10,000	8,210
CHURCH OF THE PALMS	1,925	-	-	-	326	1,265	262	5,671
COTTAGEVILLE	-	-	-	-	4	-	-	300
CUMBERLAND	-	-	-	-	-	-	-	2,100
CYPRESS	-	-	-	-	71	55	11,804	-
DUNCAN CHAPEL	-	-	-	-	274	25	-	-
EBENEZER/EHRHARDT	-	-	-	-	24	24	100	250
EBENEZER/RITTER	-	-	-	-	56	634	500	991
EBENEZER/YEMASSEE	750	-	-	-	81	445	1,283	505
ESTILL	833	-	-	-	-	-	391	500
FIRST/HARLEYVILLE	-	-	-	-	-	-	1,124	925
FISHER CHAPEL	-	-	-	-	-	-	-	-
FRIENDSHIP	-	-	-	-	60	-	-	-
FURMAN	200	-	-	-	28	1,100	-	1,700
GILLETTE	-	-	-	-	18	720	750	-
GREEN POND	-	-	-	-	50	-	401	300
GROVER	-	-	-	-	-	-	1,008	-
HAMPTON	705	-	-	-	239	1,683	-	1,603
HARDEEVILLE	-	-	-	-	-	-	-	500
HEAVEN GATE	-	-	-	-	-	-	-	-
HICKORY HILL	25	-	-	-	152	-	-	1,000

WALTERBORO DISTRICT	TABLE NO. 2 STATISTICAL REPORT (continued)							
	Other Benevolences							
Church Name	Total amount for General Advance Specials remitted to the AC Treasurer	Total amount for World Service Specials remitted to the AC Treasurer	Total amount for Annual Conference Advance Specials remitted to the AC Treasurer	Total amount for the Youth Service fund remitted to the AC Treasurer	Total amount of all other funds sent to AC Treasurer for connectional mission and ministry	Total Annual Conference Special Sunday Offerings remitted to the AC Treasurer	Total amount given directly to UM causes (not sent to AC Treasurer)	Total amount given to non-United Methodist benevolent and charitable causes
	42	43	44	45	46	47	48	49
INDIAN FIELD	733	-	-	-	-	-	449	617
ISAIAH	130	-	-	-	-	-	-	-
JERICHO	-	-	-	-	62	-	500	600
JERUSALEM	-	-	-	-	-	-	400	50
JOHN'S CHAPEL	-	-	-	-	37	-	-	-
LITTLE SWAMP	-	-	-	-	71	-	300	1,850
LODGE	-	-	-	-	-	-	-	-
MACEDONIA	-	-	-	-	55	-	-	-
MORRIS CHAPEL	-	-	-	-	57	-	-	70
MOUNT CARMEL/ESTILL	-	-	-	-	28	726	-	1,575
MT CARMEL/WALTERBORO	225	-	-	-	-	-	-	425
MT NEBO	-	-	-	-	-	-	-	-
MT PLEASANT	-	-	-	-	13	-	-	-
MT TABOR	700	-	10	-	-	1,715	2,425	2,853
NEW GRACE	-	-	-	-	32	500	1,000	500
NEW HOPE/ALLENDALE	-	-	-	-	-	-	-	-
NEW HOPE/RIDGEVILLE	-	-	-	-	1	-	-	-
NEW LIFE	50	-	-	-	150	-	-	-
OAK GROVE/RIDGEVILLE	-	-	-	-	-	-	500	200
PENIEL	77	-	-	-	-	-	-	-
PORT ROYAL	50	-	-	-	250	-	1,571	820
PROVIDENCE	-	-	-	-	6	60	45	-
RED BANK	-	-	-	-	60	-	-	-
RED ROOT	-	-	-	-	11	-	-	-
REHOBOTH	-	-	-	-	-	-	-	943
RIZERS CHAPEL	-	-	-	-	51	-	-	-
SALEM/DORCHESTER	344	-	-	-	150	1,785	600	1,625
SALEM/HENDERSONVILLE	-	-	-	-	103	-	310	1,085
SANDHILL	25	-	-	-	359	-	1,500	2,000
SANDY DAM	260	-	-	-	72	-	-	300
SHADY GROVE	25	-	-	-	50	-	910	1,250
SIMPSON	-	-	-	-	-	-	-	-
SPRINGTOWN	1,000	-	-	-	220	100	1	50
ST ANDREW BY-THE-SEA	21,282	-	-	-	1,312	5,565	17,536	21,189

WALTERBORO DISTRICT	TABLE NO. 2 STATISTICAL REPORT (continued)							
	Other Benevolences							
Church Name	Total amount for General Advance Specials remitted to the AC Treasurer	Total amount for World Service Specials remitted to the AC Treasurer	Total amount for Annual Conference Advance Specials remitted to the AC Treasurer	Total amount for the Youth Service fund remitted to the AC Treasurer	Total amount of all other funds sent to AC Treasurer for connectional mission and ministry	Total Annual Conference Special Sunday Offerings remitted to the AC Treasurer	Total amount given directly to UM causes (not sent to AC Treasurer)	Total amount given to non-United Methodist benevolent and charitable causes
	42	43	44	45	46	47	48	49
ST DANIEL	-	-	-	-	-	-	-	-
ST GEORGE	300	-	-	-	-	-	4,721	-
ST JAMES	-	-	-	-	-	-	-	-
ST JOHN/DORCHESTER	-	-	-	-	67	-	300	500
ST JOHN/GARNETT	-	-	-	-	26	-	177	300
ST JOHNS/RUFFIN	-	-	-	-	57	-	-	-
ST LUKE/EHRHARDT	-	-	-	-	-	-	-	-
ST LUKE'S/OKATIE	1,283	-	-	-	525	1,441	200	9,000
ST MARK	-	-	-	-	-	-	375	405
ST PAUL/RIDGELAND	1,400	-	-	-	73	862	-	-
ST PAUL/RIDGEVILLE	600	-	-	-	145	-	-	330
ST STEPHEN	-	-	-	-	2	-	-	-
SWALLOW SAVANNAH	-	-	-	-	101	1,400	-	-
SYKES SAVANNAH	-	-	-	-	52	-	-	-
TABOR	-	-	-	-	69	382	-	2,100
TILLMAN	-	-	-	-	55	-	665	1,400
TOBYS BLUFF	-	-	-	-	-	-	-	-
TRINITY/GREENPOND	-	-	-	-	10	-	-	125
TRINITY/RIDGEVILLE	-	-	35	-	323	225	-	19,298
TRINITY/SMOAKS	-	-	-	-	-	-	47	40
TRINITY/ST GEORGE	-	-	-	-	28	-	25	60
UNION	-	-	-	-	-	-	-	-
VARNVILLE	271	-	-	-	61	705	-	107
WESLEY CHAPEL	-	-	-	-	40	660	-	320
WESLEY GROVE	-	-	-	-	50	-	300	200
WESLEY/BEAUFORT	350	-	-	-	196	18	-	3,385
WILLIAMS	300	-	-	-	52	-	300	250
ZION/DORCHESTER	35	-	-	-	87	-	500	105
ZION/EHRHARDT	-	-	-	-	-	-	-	-
TOTALS	**58,459**	**-**	**180**	**20**	**10,371**	**40,921**	**112,402**	**209,214**

WALTERBORO DISTRICT	TABLE NO. 2 STATISTICAL REPORT (continued)							
	General Special Sunday Offerings						Direct Billing	
Church Name	Human Relations Day	One Great Hour of Sharing	Peace with Justice	Native American Ministries	World Communion	UM Student Day	Total amount paid by the local church for all direct-billed clergy non-health benefits	Total amount paid by the local church for all direct-billed clergy health benefits
	50.a	50.b	50.c	50.d	50.e	50.f	51	52
ADNAH	-	-	-	-	-	-	-	-
BELLINGER CHAPEL	-	-	-	-	-	-	-	-
BETHEL/BEAUFORT	-	-	-	-	-	-	-	-
BETHEL/GREEN POND	-	-	-	-	-	-	998	-
BETHEL/HARLEYVILLE	-	-	-	-	-	-	3,824	3,684
BETHEL/RUFFIN	20	44	-	-	88	66	8,147	12,630
BETHEL/SMOAKS	-	-	-	-	-	-	2,993	2,456
BETHEL/WALTERBORO	-	-	-	-	-	-	9,739	14,448
BLUFFTON	73	-	50	62	42	-	8,745	11,086
BROOMFIELD (CLOSED IN 2010)	-	-	-	-	-	-	-	-
BRUNSON	-	-	-	2	-	-	-	-
BUCKHEAD	-	-	-	-	-	-	1,891	-
CANAAN	-	-	-	-	-	-	7,268	8,963
CARTERET STREET	-	-	-	-	-	-	18,193	10,296
CHURCH OF THE PALMS	30	305	115	130	245	45	8,412	6,258
COTTAGEVILLE	-	-	-	-	-	-	4,614	-
CUMBERLAND	-	-	-	-	-	-	-	500
CYPRESS	-	-	-	-	-	-	2,162	-
DUNCAN CHAPEL	-	-	-	-	-	-	3,824	3,684
EBENEZER/EHRHARDT	-	-	-	-	-	-	5,412	2,574
EBENEZER/RITTER	-	-	-	-	-	-	7,913	6,816
EBENEZER/YEMASSEE	-	-	-	-	-	-	-	-
ESTILL	-	-	-	-	-	-	4,316	-
FIRST/HARLEYVILLE	-	-	-	-	-	-	8,024	5,148
FISHER CHAPEL	-	-	-	-	-	-	8,625	8,065
FRIENDSHIP	-	-	-	-	-	-	-	-
FURMAN	-	-	-	-	-	-	-	-
GILLETTE	-	-	-	-	-	-	-	-
GREEN POND	-	-	-	-	-	-	-	-
GROVER	-	-	-	-	-	-	4,485	-
HAMPTON	-	-	20	-	8	-	7,980	5,148
HARDEEVILLE	-	-	-	102	-	-	8,108	5,148
HEAVEN GATE	-	-	-	-	-	-	-	-
HICKORY HILL	-	-	-	-	-	-	1,547	-

WALTERBORO DISTRICT	TABLE NO. 2 STATISTICAL REPORT (continued)							
	General Special Sunday Offerings						Direct Billing	
Church Name	Human Relations Day	One Great Hour of Sharing	Peace with Justice	Native American Ministries	World Communion	UM Student Day	Total amount paid by the local church for all direct-billed clergy non-health benefits	Total amount paid by the local church for all direct-billed clergy health benefits
	50.a	50.b	50.c	50.d	50.e	50.f	51	52
INDIAN FIELD	-	-	-	-	-	-	8,469	14,448
ISAIAH	-	-	-	-	-	-	-	-
JERICHO	-	-	-	-	-	-	-	-
JERUSALEM	-	-	-	-	-	-	7,123	5,829
JOHN'S CHAPEL	-	-	-	-	-	-	-	-
LITTLE SWAMP	-	-	-	-	-	-	-	-
LODGE	-	-	-	-	-	-	1,409	-
MACEDONIA	-	-	-	-	-	-	2,640	-
MORRIS CHAPEL	-	-	-	-	-	-	-	-
MOUNT CARMEL/ESTILL	-	-	-	-	-	-	-	-
MT CARMEL/WALTERBORO	-	-	-	-	-	-	-	-
MT NEBO	-	-	-	-	-	-	1,924	-
MT PLEASANT	-	-	-	-	-	-	837	-
MT TABOR	-	-	-	-	-	-	-	-
NEW GRACE	-	-	-	-	-	-	6,894	7,961
NEW HOPE/ALLENDALE	-	-	-	-	-	-	601	399
NEW HOPE/RIDGEVILLE	-	-	-	-	-	-	11,573	17,270
NEW LIFE	-	-	-	-	-	-	689	1,614
OAK GROVE/RIDGEVILLE	-	-	-	-	-	-	7,942	10,812
PENIEL	-	-	-	-	-	-	-	-
PORT ROYAL	-	-	-	-	-	-	4,059	2,574
PROVIDENCE	-	-	-	-	-	-	-	-
RED BANK	-	-	-	-	-	-	-	-
RED ROOT	-	-	-	-	-	-	4,379	5,185
REHOBOTH	-	-	-	-	-	-	-	-
RIZERS CHAPEL	-	-	-	-	-	-	-	-
SALEM/DORCHESTER	-	-	-	25	25	-	4,138	-
SALEM/HENDERSONVILLE	-	-	-	-	-	-	-	-
SANDHILL	-	-	-	-	-	-	-	-
SANDY DAM	-	-	-	-	-	-	-	-
SHADY GROVE	-	-	-	-	-	-	4,768	7,140
SIMPSON	-	-	-	-	-	-	-	-
SPRINGTOWN	110	-	-	-	-	-	8,786	10,812
ST ANDREW BY-THE-SEA	413	206	302	20	388	-	10,111	14,448

WALTERBORO DISTRICT	TABLE NO. 2 STATISTICAL REPORT (continued)							
	General Special Sunday Offerings						Direct Billing	
Church Name	Human Relations Day	One Great Hour of Sharing	Peace with Justice	Native American Ministries	World Communion	UM Student Day	Total amount paid by the local church for all direct-billed clergy non-health benefits	Total amount paid by the local church for all direct-billed clergy health benefits
	50.a	50.b	50.c	50.d	50.e	50.f	51	52
ST DANIEL	-	-	-	-	-	-	-	-
ST GEORGE	-	-	-	-	-	-	7,765	12,040
ST JAMES	-	-	-	-	-	-	838	-
ST JOHN/DORCHESTER	-	-	-	-	-	-	-	-
ST JOHN/GARNETT	-	-	-	-	-	-	-	-
ST JOHNS/RUFFIN	-	-	-	-	-	-	-	-
ST LUKE/EHRHARDT	-	-	-	-	-	-	-	-
ST LUKE'S/OKATIE	-	537	-	-	-	-	-	-
ST MARK	-	-	-	-	-	-	1,979	2,389
ST PAUL/RIDGELAND	-	-	-	-	-	-	8,956	7,980
ST PAUL/RIDGEVILLE	-	-	-	-	-	-	4,119	3,129
ST STEPHEN	-	-	-	-	-	-	-	-
SWALLOW SAVANNAH	-	-	-	-	-	-	-	-
SYKES SAVANNAH	-	-	-	-	-	-	-	-
TABOR	-	-	-	-	-	-	-	-
TILLMAN	-	-	-	-	-	-	-	-
TOBYS BLUFF	-	-	-	-	-	-	1,916	-
TRINITY/GREENPOND	-	-	-	-	-	-	-	-
TRINITY/RIDGEVILLE	-	-	-	-	-	-	-	-
TRINITY/SMOAKS	-	-	-	-	-	-	-	-
TRINITY/ST GEORGE	-	-	-	-	-	-	1,498	1,658
UNION	-	-	-	-	-	-	2,337	1,369
VARNVILLE	-	-	-	-	40	-	-	-
WESLEY CHAPEL	-	-	-	-	-	-	1,447	-
WESLEY GROVE	-	-	-	-	-	-	-	-
WESLEY/BEAUFORT	-	-	-	-	-	63	9,547	11,640
WILLIAMS	-	-	-	-	-	-	-	-
ZION/DORCHESTER	-	-	-	-	-	-	-	-
ZION/EHRHARDT	-	-	-	-	-	-	114	-
TOTALS	**646**	**1,092**	**487**	**341**	**836**	**174**	**264,078**	**245,602**

WALTERBORO DISTRICT	TABLE NO. 2 STATISTICAL REPORT (continued)								
	Pastoral Support					Local Church Expenses			
Church Name	Total amount paid in base compensation to the pastor	Total amount paid in base compensation to all associate pastors assigned by the bishop	Total amount paid to/for pastor and associates for housing and utilities and/or related allowances	Total amount paid to pastor and associate(s) for accountable reimbursements	Total amount paid to pastor and associate(s) for any other cash allowances (non-accountable)	Total amount paid in salary and benefits for Deacons	Total amount paid in salary and benefits for Diaconal Ministers	Total amount paid in salary and benefits for all other church staff	Total amount spent for local church program expenses
	53	54	55	56	57	58	59	60	61
ADNAH	6,636	-	3,485	1,425	1,125	-	-	-	617
BELLINGER CHAPEL	14,000	-	3,000	4,000	-	-	-	-	553
BETHEL/BEAUFORT	4,867	-	-	950	-	-	-	-	150
BETHEL/GREEN POND	3,000	-	-	200	-	-	-	-	400
BETHEL/HARLEYVILLE	20,469	-	-	3,700	-	-	-	-	1,500
BETHEL/RUFFIN	19,282	-	-	2,510	-	-	-	-	8,662
BETHEL/SMOAKS	28,266	-	4,860	4,872	-	-	-	10,825	776
BETHEL/WALTERBORO	53,604	-	12,526	2,600	-	-	-	83,101	15,545
BLUFFTON	81,059	-	-	6,236	-	-	-	60,448	7,560
BROOMFIELD (CLOSED IN 2010)	-	-	-	-	-	-	-	-	-
BRUNSON	12,010	-	2,000	3,990	-	-	-	1,339	4,940
BUCKHEAD	12,453	-	1,500	2,650	550	-	-	-	6,100
CANAAN	40,000	-	2,500	3,400	-	-	-	12,500	1,000
CARTERET STREET	101,115	40,035	12,000	10,200	834	-	-	121,313	18,468
CHURCH OF THE PALMS	43,050	-	19,100	4,984	-	-	-	23,444	5,902
COTTAGEVILLE	11,268	-	9,500	2,700	-	-	-	4,500	2,338
CUMBERLAND	19,031	-	4,000	2,800	2,200	-	-	-	1,100
CYPRESS	12,368	-	-	2,650	-	-	-	-	1,387
DUNCAN CHAPEL	20,469	-	-	3,700	-	-	-	-	987
EBENEZER/EHRHARDT	11,305	-	-	2,550	-	-	-	-	250
EBENEZER/RITTER	8,875	-	1,250	1,738	-	-	-	-	1,300
EBENEZER/YEMASSEE	13,135	-	1,850	2,572	-	-	-	-	600
ESTILL	10,446	-	1,150	1,125	-	-	-	960	117
FIRST/HARLEYVILLE	35,967	-	6,800	5,300	-	-	-	9,277	3,739
FISHER CHAPEL	23,228	-	3,966	2,700	-	-	500	9,500	2,030
FRIENDSHIP	12,482	-	-	475	-	-	-	-	200
FURMAN	5,854	-	1,150	1,125	-	-	-	250	-
GILLETTE	4,160	-	-	-	300	-	-	-	-
GREEN POND	8,180	-	517	2,505	-	-	-	-	1,119
GROVER	28,728	-	-	3,209	-	-	-	-	3,573
HAMPTON	31,200	-	1,092	6,600	-	-	-	9,207	3,986
HARDEEVILLE	9,600	-	5,250	-	-	-	-	-	1,139
HEAVEN GATE	3,000	-	-	500	-	-	-	-	300
HICKORY HILL	12,650	-	-	2,100	-	-	-	-	6,500

WALTERBORO DISTRICT	TABLE NO. 2 STATISTICAL REPORT (continued)								
	Pastoral Support					Local Church Expenses			
Church Name	Total amount paid in base compensation to the pastor	Total amount paid in base compensation to all associate pastors assigned by the bishop	Total amount paid to/for pastor and associates for housing and utilities and/or related allowances	Total amount paid to pastor and associate(s) for accountable reimbursements	Total amount paid to pastor and associate(s) for any other cash allowances (non-accountable)	Total amount paid in salary and benefits for Deacons	Total amount paid in salary and benefits for Diaconal Ministers	Total amount paid in salary and benefits for all other church staff	Total amount spent for local church program expenses
	53	54	55	56	57	58	59	60	61
INDIAN FIELD	46,132	-	8,500	6,873	-	-	-	27,676	12,113
ISAIAH	19,031	-	4,000	2,800	-	-	-	-	1,000
JERICHO	21,800	-	20,400	780	-	-	-	-	8,031
JERUSALEM	7,148	-	830	1,596	633	-	-	1,200	800
JOHN'S CHAPEL	4,867	-	-	250	-	-	-	-	25
LITTLE SWAMP	8,220	-	520	2,221	-	-	-	-	4,441
LODGE	7,416	-	-	-	2,588	-	-	-	-
MACEDONIA	12,500	-	-	1,500	-	-	-	-	1,300
MORRIS CHAPEL	10,747	-	830	1,596	-	-	-	3,864	145
MOUNT CARMEL/ESTILL	4,585	-	1,150	1,125	-	-	-	-	200
MT CARMEL/WALTERBORO	8,585	-	-	2,320	-	-	-	-	500
MT NEBO	11,000	-	-	600	-	-	-	-	500
MT PLEASANT	2,380	-	-	-	-	-	-	-	-
MT TABOR	12,368	-	-	2,650	-	-	-	-	2,567
NEW GRACE	56,586	-	-	5,000	-	-	-	31,400	-
NEW HOPE/ALLENDALE	19,086	-	1,650	1,000	-	-	-	-	1,100
NEW HOPE/RIDGEVILLE	25,787	-	2,460	2,000	-	-	-	8,000	5,000
NEW LIFE	42,325	-	6,975	5,150	-	-	-	22,500	787
OAK GROVE/RIDGEVILLE	14,000	-	-	1,700	-	-	-	2,000	1,000
PENIEL	6,930	-	-	2,320	-	-	-	-	120
PORT ROYAL	29,410	-	2,873	2,633	2,910	-	-	25,075	2,899
PROVIDENCE	5,472	-	-	-	150	-	-	-	202
RED BANK	13,000	-	2,000	350	800	-	-	400	100
RED ROOT	13,286	-	700	-	-	-	-	-	500
REHOBOTH	16,659	-	-	3,536	-	-	-	-	2,104
RIZERS CHAPEL	11,306	-	1	1,275	-	-	-	-	-
SALEM/DORCHESTER	14,424	-	-	1,975	1,010	-	-	-	3,710
SALEM/HENDERSONVILLE	13,490	-	1,900	2,641	-	-	-	-	1,975
SANDHILL	40,000	-	2,500	3,800	-	-	-	13,500	500
SANDY DAM	8,585	-	3,000	2,400	-	-	-	-	-
SHADY GROVE	47,184	-	904	3,756	-	-	-	-	2,111
SIMPSON	24,959	-	1,650	1,100	-	-	-	-	2,100
SPRINGTOWN	54,000	-	3,600	-	-	-	-	-	2,000
ST ANDREW BY-THE-SEA	78,061	-	11,180	8,223	-	-	-	238,702	45,548

WALTERBORO DISTRICT	TABLE NO. 2 STATISTICAL REPORT (continued)								
	Pastoral Support					Local Church Expenses			
Church Name	Total amount paid in base compensation to the pastor	Total amount paid in base compensation to all associate pastors assigned by the bishop	Total amount paid to/for pastor and associates for housing and utilities and/or related allowances	Total amount paid to pastor and associate(s) for accountable reimbursements	Total amount paid to pastor and associate(s) for any other cash allowances (non-accountable)	Total amount paid in salary and benefits for Deacons	Total amount paid in salary and benefits for Diaconal Ministers	Total amount paid in salary and benefits for all other church staff	Total amount spent for local church program expenses
	53	54	55	56	57	58	59	60	61
ST DANIEL	17,845	-	830	1,596	-	-	-	5,090	-
ST GEORGE	51,831	-	4,750	1,768	1,747	-	-	73,352	10,924
ST JAMES	3,246	-	1,200	1,913	-	-	-	-	-
ST JOHN/DORCHESTER	19,206	-	-	1,400	-	-	-	600	300
ST JOHN/GARNETT	4,014	-	1,150	1,125	-	-	-	-	79
ST JOHNS/RUFFIN	9,641	-	2,025	1,000	300	-	-	-	681
ST LUKE/EHRHARDT	12,482	-	-	475	-	-	-	-	150
ST LUKE'S/OKATIE	24,900	-	5,250	2,148	-	-	-	5,200	9,200
ST MARK	23,016	-	628	2,700	-	-	-	-	155
ST PAUL/RIDGELAND	46,900	-	4,000	2,782	300	-	-	41,433	14,200
ST PAUL/RIDGEVILLE	23,936	-	-	2,500	979	-	-	5,174	1,034
ST STEPHEN	6,974	-	1,326	73	-	-	-	-	-
SWALLOW SAVANNAH	15,840	-	-	-	800	-	-	2,880	-
SYKES SAVANNAH	11,768	-	700	2,400	-	-	-	-	475
TABOR	3,770	-	1,125	1,143	-	-	-	-	2,318
TILLMAN	10,000	-	-	-	-	-	-	1,550	492
TOBYS BLUFF	10,843	-	-	200	-	-	-	2,160	-
TRINITY/GREENPOND	2,400	-	-	500	-	-	-	-	250
TRINITY/RIDGEVILLE	12,367	-	-	2,650	-	-	-	-	3,388
TRINITY/SMOAKS	3,763	-	522	1,063	-	-	-	-	-
TRINITY/ST GEORGE	17,804	-	-	1,926	-	-	-	-	277
UNION	14,768	-	1,650	1,100	-	-	-	-	4,750
VARNVILLE	6,178	-	800	1,800	-	-	-	1,200	200
WESLEY CHAPEL	7,500	-	-	-	-	-	-	-	496
WESLEY GROVE	12,500	-	-	1,500	-	-	-	-	1,900
WESLEY/BEAUFORT	22,446	-	9,262	2,000	-	-	-	3,075	6,206
WILLIAMS	6,636	-	3,485	1,425	1,125	-	-	1,825	842
ZION/DORCHESTER	1,350	-	15,713	2,755	300	-	-	-	1,691
ZION/EHRHARDT	-	-	-	-	-	-	-	-	3,620
TOTALS	**1,837,010**	**40,035**	**229,535**	**209,178**	**18,651**	**-**	**500**	**864,520**	**269,844**

WALTERBORO DISTRICT	TABLE NO. 2 STATISTICAL REPORT (continued)				TABLE NO. 3 STATISTICAL REPORT			
	Local Church Expenses (continued)				Received for Annual Budget/Spending Plan			
Church Name	Total amount spent for other local church operating expenses	Total amount paid for principal and interest on indebtedness, loans, mortgages, etc.	Total amount paid on capital expenditures for building, improvements, and major equipment purchases	TOTAL AMOUNT PAID BY THE LOCAL CHURCH ON ALL EXPENDITURES	Number of households giving to the local church	Amount received through pledges	Amount received from non-pledging, but identified givers	Amount received from unidentified givers
	62	63	64	65	66	67.a	67.b	67.c
ADNAH	9,384	-	10,820	38,766	29	-	38,710	1,621
BELLINGER CHAPEL	8,808	-	-	34,877	12	-	49	-
BETHEL/BEAUFORT	4,886	-	-	12,362	25	-	14,591	-
BETHEL/GREEN POND	2,000	-	-	7,736	13	400	250	-
BETHEL/HARLEYVILLE	4,725	-	-	43,616	26	-	59,078	-
BETHEL/RUFFIN	24,265	-	415	98,176	75	-	87,004	10,564
BETHEL/SMOAKS	9,000	-	-	74,118	48	-	83,334	-
BETHEL/WALTERBORO	21,243	45,242	-	444,736	241	216,205	146,226	4,865
BLUFFTON	57,142	9,569	10,780	295,044	288	167,060	65,428	43,290
BROOMFIELD (CLOSED IN 2010)	-	-	-	153	-	-	-	-
BRUNSON	-	-	-	30,673	12	-	38	-
BUCKHEAD	6,800	7,586	2,718	50,253	30	-	51,196	-
CANAAN	26,950	12,000	-	131,802	102	-	163,000	-
CARTERET STREET	105,401	4,674	61,985	613,132	292	419,420	110,529	20,529
CHURCH OF THE PALMS	32,865	82,132	16,600	273,449	130	226,004	9,319	6,968
COTTAGEVILLE	14,941	-	10,427	63,326	-	49	41,287	4,717
CUMBERLAND	3,000	4,772	4,500	44,929	40	370	6,500	575
CYPRESS	9,626	-	-	44,111	24	-	32,647	12,952
DUNCAN CHAPEL	3,914	-	-	42,109	16	-	44,788	-
EBENEZER/EHRHARDT	2,500	14,300	-	40,162	50	-	-	-
EBENEZER/RITTER	4,500	-	500	38,077	22	-	22,344	1,755
EBENEZER/YEMASSEE	9,786	-	6,717	41,911	8	-	35,104	-
ESTILL	23,008	-	-	45,741	10	-	19,391	-
FIRST/HARLEYVILLE	13,503	-	779	92,108	52	-	80,374	6,028
FISHER CHAPEL	12,581	10,973	3,453	87,759	-	-	72,440	-
FRIENDSHIP	4,416	14,784	-	35,542	40	18,591	14,915	-
FURMAN	1,345	-	-	14,452	9	-	17,343	832
GILLETTE	1,309	-	5,410	13,641	9	-	12,429	2,153
GREEN POND	3,040	-	-	18,956	12	-	18,226	1,659
GROVER	17,151	-	-	61,319	40	-	57,778	3,952
HAMPTON	19,540	28,220	4,650	134,396	66	-	114	2,479
HARDEEVILLE	10,742	-	3,201	47,572	24	-	21,115	402
HEAVEN GATE	1,125	-	-	4,925	8	1,800	150	100
HICKORY HILL	7,000	-	-	34,790	66	26,630	1,000	200

WALTERBORO DISTRICT	TABLE NO. 2 STATISTICAL REPORT (continued)				TABLE NO. 3 STATISTICAL REPORT			
	Local Church Expenses (continued)				Received for Annual Budget/Spending Plan			
Church Name	Total amount spent for other local church operating expenses	Total amount paid for principal and interest on indebtedness, loans, mortgages, etc.	Total amount paid on capital expenditures for building, improvements, and major equipment purchases	TOTAL AMOUNT PAID BY THE LOCAL CHURCH ON ALL EXPENDITURES	Number of households giving to the local church	Amount received through pledges	Amount received from non-pledging, but identified givers	Amount received from unidentified givers
	62	63	64	65	66	67.a	67.b	67.c
INDIAN FIELD	39,164	57,077	-	222,251	355	-	143,064	5,340
ISAIAH	4,000	-	-	32,848	37	38,016	-	-
JERICHO	15,833	49,386	2,600	131,367	130	-	72,100	887
JERUSALEM	1,000	-	-	26,609	30	250	200	300
JOHN'S CHAPEL	2,295	-	-	9,448	10	-	11,337	-
LITTLE SWAMP	4,161	-	-	25,476	40	-	43,094	3,100
LODGE	4,038	-	-	17,434	15	-	-	16,000
MACEDONIA	4,100	-	-	24,873	32	-	-	-
MORRIS CHAPEL	5,032	-	780	25,992	60	-	37,664	-
MOUNT CARMEL/ESTILL	3,998	-	-	14,972	8	-	21,636	1,498
MT CARMEL/WALTERBORO	2,000	-	9,365	26,204	13	-	-	25,451
MT NEBO	6,600	5,675	-	27,425	15	-	31	-
MT PLEASANT	1,405	-	200	5,611	6	-	2,750	200
MT TABOR	15,252	-	-	45,770	20	-	41,293	3,790
NEW GRACE	6,000	-	1,000	135,391	100	150,000	40,000	-
NEW HOPE/ALLENDALE	2,800	-	-	26,636	138	-	33,720	-
NEW HOPE/RIDGEVILLE	6,500	40,484	2,000	122,595	48	25,000	-	-
NEW LIFE	24,522	72,480	-	180,888	83	-	167,478	4,344
OAK GROVE/RIDGEVILLE	5,000	-	200	46,773	20	-	30,000	200
PENIEL	2,000	-	-	11,447	10	-	10,580	1,142
PORT ROYAL	40,052	10,663	-	130,739	74	52,262	39,908	2,851
PROVIDENCE	4,523	-	3,960	16,493	10	-	10,155	161
RED BANK	1,120	38	2,000	23,472	45	1,000	500	-
RED ROOT	1,950	-	1,400	30,090	50	-	-	-
REHOBOTH	13,624	-	-	37,576	26	-	41,494	1,454
RIZERS CHAPEL	6,195	9,238	-	30,333	-	-	-	-
SALEM/DORCHESTER	15,210	-	-	49,363	20	-	31,578	1,738
SALEM/HENDERSONVILLE	26,428	44,725	6,350	104,976	20	-	47,687	3,653
SANDHILL	33,498	90,000	-	203,181	-	-	-	-
SANDY DAM	3,300	-	-	21,019	20	-	15,500	3,321
SHADY GROVE	18,002	-	1,300	92,400	370	8,400	49,400	304
SIMPSON	3,950	-	-	33,759	206	-	39,950	-
SPRINGTOWN	5,000	12	-	97,540	-	8	110	3
ST ANDREW BY-THE-SEA	96,777	83,132	14,943	750,598	449	941,256	103,625	39,934

WALTERBORO DISTRICT	TABLE NO. 2 STATISTICAL REPORT (continued)				TABLE NO. 3 STATISTICAL REPORT			
	Local Church Expenses (continued)				Received for Annual Budget/Spending Plan			
Church Name	Total amount spent for other local church operating expenses	Total amount paid for principal and interest on indebtedness, loans, mortgages, etc.	Total amount paid on capital expenditures for building, improvements, and major equipment purchases	TOTAL AMOUNT PAID BY THE LOCAL CHURCH ON ALL EXPENDITURES	Number of households giving to the local church	Amount received through pledges	Amount received from non-pledging, but identified givers	Amount received from unidentified givers
	62	63	64	65	66	67.a	67.b	67.c
ST DANIEL	3,050	-	-	28,411	65	-	-	-
ST GEORGE	56,884	-	14,400	257,224	329	324,823	4,948	-
ST JAMES	2,128	-	-	9,846	4	-	7,166	-
ST JOHN/DORCHESTER	4,500	-	300	30,835	35	-	38,000	500
ST JOHN/GARNETT	2,240	-	-	10,696	6	-	7,190	448
ST JOHNS/RUFFIN	4,981	-	6,205	27,959	18	-	22,810	-
ST LUKE/EHRHARDT	3,364	-	-	19,383	35	11,000	12,269	-
ST LUKE'S/OKATIE	19,450	-	4,500	89,810	112	-	92,825	6,864
ST MARK	-	2,200	1,800	36,672	38	1,400	600	201
ST PAUL/RIDGELAND	45,575	-	7,878	190,280	160	-	169,434	-
ST PAUL/RIDGEVILLE	6,202	5,959	-	56,642	45	4,300	15,175	-
ST STEPHEN	3,350	-	-	11,861	-	-	12,000	-
SWALLOW SAVANNAH	9,900	-	21,347	55,167	19	-	30,841	220
SYKES SAVANNAH	1,500	-	-	19,380	40	-	-	-
TABOR	5,553	-	1,842	21,565	53	-	25,143	1,477
TILLMAN	4,016	-	2,650	24,265	20	-	32,335	1,300
TOBYS BLUFF	3,543	-	-	21,079	20	-	-	200
TRINITY/GREENPOND	900	-	-	4,761	3	900	400	100
TRINITY/RIDGEVILLE	19,206	-	10,975	73,562	26	-	81,800	5,901
TRINITY/SMOAKS	2,158	-	5,738	13,893	16	4,800	3,140	1,488
TRINITY/ST GEORGE	3,092	-	-	27,775	44	15,500	6,100	155
UNION	5,000	4,875	-	35,849	80	-	43,000	-
VARNVILLE	10,348	-	16,959	42,411	17	-	33,175	395
WESLEY CHAPEL	1,202	-	-	14,050	14	-	17,847	-
WESLEY GROVE	850	-	-	20,039	25	-	-	-
WESLEY/BEAUFORT	26,628	-	-	103,675	46	-	90,000	500
WILLIAMS	5,693	-	-	24,999	12	-	19,588	-
ZION/DORCHESTER	9,019	-	-	36,427	30	-	31,101	5,200
ZION/EHRHARDT	-	-	4,320	8,054	-	3,175	-	-
TOTALS	**1,162,157**	**710,196**	**287,967**	**7,152,837**	**5,591**	**2,658,619**	**3,158,438**	**266,261**

WALTERBORO DISTRICT	TABLE NO. 3 STATISTICAL REPORT (continued)						
	Received for Annual Budget/Spending Plan (continued)					Capital Campaign/Other Designated Projects	
Church Name	Amount received from Interest and Dividends	Amount received through Sale of Church Assets	Amount received through building use fees, contributions, and rentals	Amount received through fundraisers and other sources	Total income for annual budget/spending plan	Capital Campaign	Memorials, Endowments, Bequests
	67.d	67.e	67.f	67.g	67	68.a	68.b
ADNAH	-	-	-	-	40,331	8,725	-
BELLINGER CHAPEL	-	-	-	-	49	-	-
BETHEL/BEAUFORT	-	-	-	-	14,591	-	-
BETHEL/GREEN POND	-	-	-	750	1,400	-	-
BETHEL/HARLEYVILLE	-	-	-	-	59,078	-	-
BETHEL/RUFFIN	91	-	550	-	98,209	-	2,892
BETHEL/SMOAKS	-	-	-	-	83,334	-	-
BETHEL/WALTERBORO	4,600	-	1,560	-	373,456	15,687	130,172
BLUFFTON	797	-	5,335	-	281,910	-	-
BROOMFIELD (CLOSED IN 2010)	-	-	-	-	-	-	-
BRUNSON	-	-	-	-	38	-	-
BUCKHEAD	-	-	21,858	150	73,204	-	-
CANAAN	-	-	1,500	-	164,500	-	-
CARTERET STREET	4,841	-	950	-	556,269	-	6,685
CHURCH OF THE PALMS	313	-	50	-	242,654	11,408	150
COTTAGEVILLE	-	-	-	-	46,053	-	-
CUMBERLAND	350	-	300	8,755	16,850	-	-
CYPRESS	116	-	-	-	45,715	-	3,829
DUNCAN CHAPEL	-	-	-	-	44,788	-	-
EBENEZER/EHRHARDT	-	-	-	8,000	8,000	-	-
EBENEZER/RITTER	70	-	-	1,266	25,435	4,464	2,762
EBENEZER/YEMASSEE	-	-	-	-	35,104	8,355	1,135
ESTILL	-	-	-	-	19,391	-	470
FIRST/HARLEYVILLE	142	-	-	3,601	90,145	-	3,535
FISHER CHAPEL	-	-	-	10,632	83,072	-	-
FRIENDSHIP	-	-	-	-	33,506	-	-
FURMAN	-	-	-	-	18,175	-	-
GILLETTE	-	-	-	-	14,582	-	-
GREEN POND	-	-	-	-	19,885	-	-
GROVER	136	-	-	-	61,866	-	9,087
HAMPTON	-	-	-	-	2,593	-	9,740
HARDEEVILLE	-	-	3,688	2,100	27,305	3,072	590
HEAVEN GATE	-	-	-	400	2,450	-	-
HICKORY HILL	-	-	-	9,000	36,830	-	-

WALTERBORO DISTRICT	TABLE NO. 3 STATISTICAL REPORT (continued)						
	Received for Annual Budget/Spending Plan (continued)					Capital Campaign/Other Designated Projects	
Church Name	Amount received from Interest and Dividends	Amount received through Sale of Church Assets	Amount received through building use fees, contributions, and rentals	Amount received through fundraisers and other sources	Total income for annual budget/spending plan	Capital Campaign	Memorials, Endowments, Bequests
	67.d	67.e	67.f	67.g	67	68.a	68.b
INDIAN FIELD	756	-	1,200	19,120	169,480	28,503	6,836
ISAIAH	-	-	-	-	38,016	-	-
JERICHO	-	-	250	1,868	75,105	-	-
JERUSALEM	-	-	-	1,646	2,396	2	-
JOHN'S CHAPEL	-	-	-	-	11,337	-	-
LITTLE SWAMP	-	-	-	2,001	48,195	-	-
LODGE	-	-	-	-	16,000	-	1,000
MACEDONIA	122	-	-	5	127	-	-
MORRIS CHAPEL	-	-	-	2,124	39,788	-	-
MOUNT CARMEL/ESTILL	-	-	-	-	23,134	-	120
MT CARMEL/WALTERBORO	-	1,228	-	-	26,679	8,930	-
MT NEBO	-	-	-	-	31	-	-
MT PLEASANT	-	-	-	900	3,850	-	-
MT TABOR	-	-	-	-	45,083	-	-
NEW GRACE	-	-	-	-	190,000	-	-
NEW HOPE/ALLENDALE	-	-	-	2,500	36,220	-	-
NEW HOPE/RIDGEVILLE	-	-	-	30,000	55,000	-	-
NEW LIFE	-	-	-	3,281	175,103	-	-
OAK GROVE/RIDGEVILLE	-	-	-	3,000	33,200	-	-
PENIEL	-	-	925	-	12,647	-	-
PORT ROYAL	6	-	8,350	9,200	112,577	4,265	25
PROVIDENCE	14	-	-	-	10,330	-	1,405
RED BANK	-	-	-	-	1,500	-	-
RED ROOT	-	-	-	-	-	-	-
REHOBOTH	-	-	-	-	42,948	-	880
RIZERS CHAPEL	-	-	-	-	-	-	-
SALEM/DORCHESTER	-	-	-	-	33,316	-	2,666
SALEM/HENDERSONVILLE	15	-	4,290	-	55,645	-	50,060
SANDHILL	-	-	-	-	-	-	-
SANDY DAM	-	-	75	750	19,646	-	-
SHADY GROVE	146	-	-	40,200	98,450	11,300	-
SIMPSON	-	-	-	950	40,900	-	-
SPRINGTOWN	6	155	-	2	284	124	-
ST ANDREW BY-THE-SEA	592	-	32,934	-	1,118,341	20,630	24,554

WALTERBORO DISTRICT	TABLE NO. 3 STATISTICAL REPORT (continued)						
	Received for Annual Budget/Spending Plan (continued)					Capital Campaign/Other Designated Projects	
Church Name	Amount received from Interest and Dividends	Amount received through Sale of Church Assets	Amount received through building use fees, contributions, and rentals	Amount received through fundraisers and other sources	Total income for annual budget/spending plan	Capital Campaign	Memorials, Endowments, Bequests
	67.d	67.e	67.f	67.g	67	68.a	68.b
ST DANIEL	-	-	-	-	-	-	-
ST GEORGE	13	-	300	-	330,084	-	25,864
ST JAMES	102	-	-	-	7,268	-	-
ST JOHN/DORCHESTER	-	-	-	1,000	39,500	-	-
ST JOHN/GARNETT	580	-	-	-	8,218	-	1,000
ST JOHNS/RUFFIN	10	-	-	3,916	26,736	-	1,365
ST LUKE/EHRHARDT	-	-	-	-	23,269	-	-
ST LUKE'S/OKATIE	1,363	-	1,370	-	102,422	-	1,652
ST MARK	-	-	-	25,100	27,301	28,000	-
ST PAUL/RIDGELAND	-	-	-	-	169,434	-	-
ST PAUL/RIDGEVILLE	-	-	-	18,272	37,747	-	-
ST STEPHEN	-	-	-	2,900	14,900	-	-
SWALLOW SAVANNAH	1,200	-	-	-	32,261	-	25,075
SYKES SAVANNAH	-	-	-	-	-	-	-
TABOR	-	-	-	-	26,620	-	2,948
TILLMAN	176	-	-	-	33,811	450	-
TOBYS BLUFF	-	-	-	-	200	-	-
TRINITY/GREENPOND	-	-	-	1,000	2,400	-	-
TRINITY/RIDGEVILLE	94	-	-	-	87,795	-	75
TRINITY/SMOAKS	1	-	-	-	9,429	4,645	-
TRINITY/ST GEORGE	-	-	-	9,400	31,155	-	-
UNION	-	-	-	3,700	46,700	-	-
VARNVILLE	5,864	-	-	-	39,434	-	814
WESLEY CHAPEL	1,422	-	-	-	19,269	-	-
WESLEY GROVE	-	100	-	900	1,000	-	-
WESLEY/BEAUFORT	-	-	9,000	7,500	107,000	-	-
WILLIAMS	109	-	-	-	19,697	-	-
ZION/DORCHESTER	538	-	-	-	36,839	8,780	1,515
ZION/EHRHARDT	-	-	-	3,175	6,350	945	-
TOTALS	**24,585**	**1,483**	**94,485**	**239,064**	**6,442,935**	**168,285**	**318,901**

WALTERBORO DISTRICT	TABLE NO. 3 STATISTICAL REPORT (continued)						
	Capital Campaign and Other Designated Projects			Institutional Support			
Church Name	Other Sources & Projects	Amount received for Special Sundays, General Advance specials, World Service Specials, Conference Advance Specials and other forms of directed benevolent (charitable) giving	Total income for designated causes including capital campaign and other special projects	Equitable Compensation Funds	Advanced Special, apportioned and connectional funds received by church	Other grants and financial support from institutional sources	Total income from connectional and other institutional sources outside the local church
	68.c	68.d	68	69.a	69.b	69.c	69
ADNAH	-	-	8,725	-	-	-	-
BELLINGER CHAPEL	-	-	-	-	-	-	-
BETHEL/BEAUFORT	-	-	-	-	-	-	-
BETHEL/GREEN POND	-	-	-	-	-	-	-
BETHEL/HARLEYVILLE	-	-	-	-	-	-	-
BETHEL/RUFFIN	-	1,346	4,238	-	3,000	-	3,000
BETHEL/SMOAKS	-	-	-	-	-	-	-
BETHEL/WALTERBORO	-	2,507	148,366	-	-	-	-
BLUFFTON	-	8,077	8,077	-	-	-	-
BROOMFIELD (CLOSED IN 2010)	-	-	-	-	-	-	-
BRUNSON	-	-	-	-	-	-	-
BUCKHEAD	-	-	-	-	-	-	-
CANAAN	-	-	-	-	-	-	-
CARTERET STREET	-	10,000	16,685	-	-	-	-
CHURCH OF THE PALMS	18,164	17,393	47,115	-	-	-	-
COTTAGEVILLE	-	-	-	-	-	-	-
CUMBERLAND	-	-	-	-	-	-	-
CYPRESS	-	-	3,829	-	-	-	-
DUNCAN CHAPEL	-	-	-	-	-	-	-
EBENEZER/EHRHARDT	-	-	-	-	-	-	-
EBENEZER/RITTER	-	1,702	8,928	-	-	-	-
EBENEZER/YEMASSEE	-	1,283	10,773	-	-	-	-
ESTILL	-	500	970	-	-	-	-
FIRST/HARLEYVILLE	-	-	3,535	-	-	-	-
FISHER CHAPEL	-	-	-	-	-	-	-
FRIENDSHIP	-	-	-	-	-	750	750
FURMAN	-	1,100	1,100	-	-	-	-
GILLETTE	-	-	-	-	-	-	-
GREEN POND	-	-	-	-	-	-	-
GROVER	-	-	9,087	-	-	-	-
HAMPTON	-	673	10,413	-	-	-	-
HARDEEVILLE	-	-	3,662	-	-	-	-
HEAVEN GATE	-	-	-	-	-	-	-
HICKORY HILL	-	-	-	-	-	-	-

WALTERBORO DISTRICT	TABLE NO. 3 STATISTICAL REPORT (continued)						
	Capital Campaign and Other Designated Projects			Institutional Support			
Church Name	Other Sources & Projects	Amount received for Special Sundays, General Advance specials, World Service Specials, Conference Advance Specials and other forms of directed benevolent (charitable) giving	Total income for designated causes including capital campaign and other special projects	Equitable Compensation Funds	Advanced Special, apportioned and connectional funds received by church	Other grants and financial support from institutional sources	Total income from connectional and other institutional sources outside the local church
	68.c	68.d	68	69.a	69.b	69.c	69
INDIAN FIELD	-	1,182	36,521	-	-	-	-
ISAIAH	-	-	-	-	-	-	-
JERICHO	-	885	885	-	-	-	-
JERUSALEM	-	-	2	-	-	-	-
JOHN'S CHAPEL	-	-	-	-	-	-	-
LITTLE SWAMP	-	-	-	-	-	-	-
LODGE	-	-	1,000	-	-	-	-
MACEDONIA	-	75	75	-	-	-	-
MORRIS CHAPEL	-	-	-	-	-	-	-
MOUNT CARMEL/ESTILL	-	726	846	-	-	-	-
MT CARMEL/WALTERBORO	-	-	8,930	-	-	-	-
MT NEBO	-	-	-	-	-	-	-
MT PLEASANT	-	-	-	-	-	-	-
MT TABOR	-	-	-	-	-	-	-
NEW GRACE	-	-	-	-	-	-	-
NEW HOPE/ALLENDALE	-	-	-	-	-	-	-
NEW HOPE/RIDGEVILLE	-	-	-	-	-	-	-
NEW LIFE	-	-	-	-	-	-	-
OAK GROVE/RIDGEVILLE	-	-	-	-	-	-	-
PENIEL	-	77	77	-	-	-	-
PORT ROYAL	4,342	2,391	11,023	-	10,630	-	10,630
PROVIDENCE	-	105	1,510	-	-	-	-
RED BANK	-	-	-	-	-	-	-
RED ROOT	-	-	-	-	-	-	-
REHOBOTH	-	-	880	-	-	-	-
RIZERS CHAPEL	-	-	-	-	-	-	-
SALEM/DORCHESTER	-	1,518	4,184	-	-	-	-
SALEM/HENDERSONVILLE	-	-	50,060	-	-	-	-
SANDHILL	-	-	-	-	-	-	-
SANDY DAM	-	300	300	-	-	-	-
SHADY GROVE	2,100	235	13,635	-	-	-	-
SIMPSON	-	-	-	-	-	-	-
SPRINGTOWN	-	210	334	-	-	2	2
ST ANDREW BY-THE-SEA	6,330	53,635	105,149	-	-	-	-

WALTERBORO DISTRICT	TABLE NO. 3 STATISTICAL REPORT (continued)						
	Capital Campaign and Other Designated Projects			Institutional Support			
Church Name	Other Sources & Projects	Amount received for Special Sundays, General Advance specials, World Service Specials, Conference Advance Specials and other forms of directed benevolent (charitable) giving	Total income for designated causes including capital campaign and other special projects	Equitable Compensation Funds	Advanced Special, apportioned and connectional funds received by church	Other grants and financial support from institutional sources	Total income from connectional and other institutional sources outside the local church
	68.c	68.d	68	69.a	69.b	69.c	69
ST DANIEL	-	-	-	-	-	-	-
ST GEORGE	-	-	25,864	-	-	-	-
ST JAMES	-	-	-	-	-	-	-
ST JOHN/DORCHESTER	-	200	200	-	-	-	-
ST JOHN/GARNETT	-	-	1,000	-	-	-	-
ST JOHNS/RUFFIN	-	235	1,600	-	-	-	-
ST LUKE/EHRHARDT	-	-	-	-	750	-	750
ST LUKE'S/OKATIE	-	-	1,652	-	-	-	-
ST MARK	3,000	-	31,000	-	-	-	-
ST PAUL/RIDGELAND	5,583	2,294	7,877	-	-	-	-
ST PAUL/RIDGEVILLE	-	-	-	-	-	-	-
ST STEPHEN	-	-	-	-	-	-	-
SWALLOW SAVANNAH	-	-	25,075	-	-	5,000	5,000
SYKES SAVANNAH	-	-	-	-	-	-	-
TABOR	-	2,510	5,458	-	-	-	-
TILLMAN	-	565	1,015	-	-	-	-
TOBYS BLUFF	-	-	-	-	-	-	-
TRINITY/GREENPOND	-	-	-	-	-	-	-
TRINITY/RIDGEVILLE	-	2,495	2,570	-	-	-	-
TRINITY/SMOAKS	-	-	4,645	-	4,581	-	4,581
TRINITY/ST GEORGE	-	112	112	-	-	-	-
UNION	-	-	-	-	-	-	-
VARNVILLE	-	1,016	1,830	-	-	-	-
WESLEY CHAPEL	-	-	-	-	-	-	-
WESLEY GROVE	-	-	-	-	-	-	-
WESLEY/BEAUFORT	-	-	-	-	-	-	-
WILLIAMS	-	700	700	-	-	-	-
ZION/DORCHESTER	8,465	615	19,375	-	-	-	-
ZION/EHRHARDT	-	945	1,890	-	-	-	-
TOTALS	**47,984**	**117,607**	**652,777**	**-**	**18,961**	**5,752**	**24,713**

RECAPITULATION	TABLE NO. 1 STATISTICAL REPORT															
	Church Membership															
District	Total Professing Members at Close of last year	Received this year on Profession of Christian Faith	Restored by affirmation	Correct previous year's reporting errors of total professing membership numbers by addition	Transferred in from other United Methodist Churches	Transferred in from non-United Methodist churches	Removed by Charge Conference Action	Withdrawn from Professing Membership	Correct previous year's reporting errors of total professing membership numbers by subtraction	Transferred out to other United Methodist Churches	Transferred out to non-United Methodist Churches	Removed by death	Total Professing Members at close of this year	Asian	African American/Black	Hispanic/Latino
	1	2.a	2.b	2.c	3	4	5.a	5.b	5.c	6	7	8	9	9.a	9.b	9.c
Anderson	15,234	142	9	55	143	145	255	215	119	94	122	243	14,680	151	1,059	11
Charleston	24,790	327	26	25	213	184	314	78	148	113	108	296	24,508	171	6,975	15
Columbia	32,404	866	57	110	307	461	403	145	22	181	132	322	33,000	152	2,374	66
Florence	18,798	229	36	4	57	81	162	34	102	52	58	303	18,494	9	8,058	4
Greenville	20,547	295	32	44	407	199	203	33	56	311	97	235	20,589	108	1,726	49
Greenwood	16,477	172	7	12	101	140	1	8	27	68	74	265	16,466	7	303	18
Hartsville	19,917	278	20	43	79	94	167	203	114	65	65	323	19,494	15	7,464	281
Marion	22,181	354	30	8	204	183	100	19	57	108	66	305	22,305	25	2,743	26
Orangeburg	18,832	254	4	11	94	107	29	20	22	74	56	236	18,865	18	5,592	20
Rock Hill	16,688	208	7	94	142	133	114	9	1	90	74	225	16,759	19	735	11
Spartanburg	16,680	117	7	25	125	111	166	24	400	103	70	227	16,075	37	986	50
Walterboro	15,216	177	11	35	74	86	477	31	182	66	51	211	14,581	1	6,323	3
Totals	**237,764**	**3,419**	**246**	**466**	**1,946**	**1,924**	**2,391**	**819**	**1,250**	**1,325**	**973**	**3,191**	**235,816**	**713**	**44,338**	**554**

RECAPITULATION	TABLE NO. 1 STATISTICAL REPORT (continued)													
	Church Membership (continued)											Christian Formation Groups		
District	Native American	Pacific Islander	White	Multi-Racial	Females	Males	Average attendance at all weekly worship services	Number of persons baptized this year (all ages)	Total Baptized Members who have not become Professing Members	Number of other constituents	Total enrolled in confirmation classes This Year	Number of Children in all Christian formation groups and other small group ministries 0-11	Number of Youth in all Christian formation groups and other small group ministries 12-18	Number of Young Adults in all Christian formation groups and other small group ministries 19-30
	9.d	9.e	9.f	9.g	9.h	9.i	10	11	12	13	14	15	16	17
Anderson	4	2	12,827	546	8,307	6,373	6,250	113	1,144	1,457	96	1,154	838	542
Charleston	11	17	15,815	44	14,339	10,169	9,566	286	2,085	1,483	238	2,986	1,096	804
Columbia	22	13	29,933	52	18,107	14,893	12,444	471	4,746	3,497	324	4,036	1,832	937
Florence	12	2	10,395	14	10,794	7,700	7,460	200	1,527	1,509	136	1,850	1,009	669
Greenville	13	3	18,658	33	11,560	9,029	8,451	212	2,582	1,822	259	1,875	1,388	708
Greenwood	4	3	14,412	9	9,139	7,327	6,478	164	1,073	1,181	119	1,006	669	589
Hartsville	9	1	11,335	10	11,570	7,924	7,740	198	771	1,466	244	1,293	994	622
Marion	13	2	16,303	15	13,025	9,280	9,973	246	1,448	1,859	153	1,576	971	465
Orangeburg	6	6	10,457	205	11,549	7,316	7,363	158	970	899	177	1,356	825	596
Rock Hill	7	2	15,755	158	9,337	7,422	6,135	158	1,493	2,032	166	1,130	655	381
Spartanburg	7	7	13,959	12	9,147	6,928	5,774	124	1,149	987	88	994	677	420
Walterboro	3	17	8,180	26	8,850	5,816	6,067	198	607	474	100	1,107	610	578
Totals	**111**	**75**	**178,029**	**1,124**	**135,724**	**100,177**	**93,701**	**2,528**	**19,595**	**18,666**	**2,100**	**20,363**	**11,564**	**7,311**

RECAPITULATION	TABLE NO. 1 STATISTICAL REPORT (continued)									
	Christian Formation Groups (continued)								UMMen	
District	Number of Other Adults in all Christian formation groups and other small group ministries 31 and older	Total Christian formation participants	Average weekly attendance (all ages) in Sunday Church school	Number of person (all ages) active in covenant discipleship groups	Number of participants in Vacation Bible School	Number of ongoing classes (all ages)for learning in Sunday Church School	Number of ongoing classes for learning (all ages) other than Sunday Church School	Number of short-term classes and groups (all ages) for learning	Membership in United Methodist Men	Amount Paid for Projects UMM
	18	19	20	21	22	23	24	25	26	27
Anderson	4,103	6,637	2,870	688	2,487	394	123	185	648	37,238
Charleston	4,799	9,685	3,703	1,055	4,119	675	319	577	1,168	61,423
Columbia	7,816	14,621	6,477	1,397	6,349	598	242	262	1,687	93,984
Florence	3,807	7,335	3,300	622	3,396	426	169	157	1,253	45,088
Greenville	6,090	10,061	4,266	1,072	2,904	489	216	368	828	50,323
Greenwood	3,152	5,416	3,233	1,023	2,837	405	131	130	720	53,266
Hartsville	3,830	6,739	3,414	797	3,640	465	221	151	1,136	60,496
Marion	4,191	7,203	3,458	925	3,638	433	148	163	846	33,608
Orangeburg	2,933	5,710	2,577	827	3,809	393	138	168	1,125	43,527
Rock Hill	3,085	5,251	2,861	548	2,738	340	115	141	763	60,952
Spartanburg	2,793	4,884	2,652	493	1,542	323	105	158	696	33,869
Walterboro	2,595	4,890	1,958	757	2,839	244	134	120	999	39,452
Totals	**49,194**	**88,432**	**40,769**	**10,204**	**40,298**	**5,185**	**2,061**	**2,580**	**11,869**	**613,226**

RECAPITULATION	TABLE NO. 1 STATISTICAL REPORT (continued)									
	UMWomen		UMVIM		Mission Teams		Community Ministries			
District	Membership in United Methodist Women	Amount paid for local church and community work UMW	Number UMVIM teams sent from Local church	Number of persons sent out on UMVIM teams from this local church	Number of other mission teams sent from this local church	Number of persons sent out on other mission teams from this local church	Number of community ministries for daycare and/or education	Number of persons served by community ministries for daycare and/or education	Number of community ministries for outreach, justice, and mercy	Number of persons served by community ministries for outreach, justice, and mercy
	28	29	30.a	30.b	31.a	31.b	32	33	34	35
Anderson	1,482	67,683	10	72	124	1,196	37	151,963	284	21,091
Charleston	4,870	93,837	1,207	64	172	1,160	83	2,016	442	1,020,927
Columbia	2,790	109,396	24	191	177	2,268	154	10,906	412	26,427
Florence	2,196	49,345	5	65	60	575	45	1,537	266	20,117
Greenville	1,609	56,431	59	21	79	810	49	1,986	257	47,173
Greenwood	2,215	71,527	10	44	158	1,049	67	1,537	397	53,287
Hartsville	2,135	87,607	5	11	251	820	77	2,810	396	42,949
Marion	1,815	120,266	5	69	58	610	55	1,293	244	34,037
Orangeburg	1,660	74,474	1	3	82	389	64	2,252	216	14,353
Rock Hill	1,455	63,186	10	32	108	566	69	1,387	287	21,178
Spartanburg	1,292	40,748	1	22	123	561	119	1,487	217	17,000
Walterboro	1,465	35,707	6	51	53	340	67	452	254	293,229
Totals	**24,984**	**870,207**	**1,343**	**645**	**1,445**	**10,344**	**886**	**179,626**	**3,672**	**1,611,768**

RECAPITULATION	TABLE NO. 2 STATISTICAL REPORT							
	Property and Assets				Apportionments			
District	Market value of church land, buildings and equipment	Market value of other church-owned assets	Debts secured by church physical assets	Other debt	Total amount APPORTIONED to the local church for all causes paid to the AC Treasurer	Total amount PAID by the local church for all apportioned causes to the AC Treasurer	Total amount APPORTIONED to the local church for all apportioned causes directly paid to the DISTRICT	Total amount PAID by the local church for apportioned causes directly paid to the DISTRICT
	36	37	38	39	40.a	40.b	41.a	41.b
Anderson	92,927,294	7,259,318	8,878,871	3,965	1,203,575	975,392	-	
Charleston	145,720,470	8,494,669	9,734,915	1,110,305	1,726,627	1,477,098	-	
Columbia	359,617,773	18,186,268	26,026,552	376,849	2,619,786	2,600,872	-	
Florence	131,735,649	13,466,051	10,674,935	2,441,313	1,250,609	829,595	-	
Greenville	197,770,383	18,177,360	12,236,192	550,672	1,785,266	1,462,816	0	0
Greenwood	136,116,396	8,214,027	7,827,988	55,839	1,258,344	987,108	-	
Hartsville	121,867,939	8,227,005	3,171,801	68,521	1,310,905	1,057,415	-	
Marion	145,573,576	10,047,848	6,045,377	3,263,314	1,859,261	1,411,077	-	
Orangeburg	112,921,084	7,059,214	3,116,292	614,982	1,125,651	1,046,578	-	
Rock Hill	144,691,573	10,293,877	19,301,037	746,997	1,276,406	1,152,350	-	
Spartanburg	144,329,149	8,578,731	4,256,254	19,632	1,326,469	1,099,169	-	
Walterboro	73,860,685	4,511,078	4,470,932	293,608	789,057	578,422	-	
Totals	**1,807,131,971**	**122,515,446**	**115,741,146**	**9,545,997**	**17,531,956**	**14,677,892**	**0**	**0**

RECAPITULATION	TABLE NO. 2 STATISTICAL REPORT (continued)							
	Other Benevolences							
District	Total amount for General Advance Specials remitted to the AC Treasurer	Total amount for World Service Specials remitted to the AC Treasurer	Total amount for Annual Conference Advance Specials remitted to the AC Treasurer	Total amount for the Youth Service Fund remitted to the AC Treasurer	Total amount of all other funds sent to AC Treasurer for connectional mission and ministry	Total Annual Conference Special Sunday Offerings remitted to the AC Treasurer	Total amount given directly to UM causes (not sent to AC Treasurer)	Total amount given to non-United Methodist benevolent and charitable causes
	42	43	44	45	46	47	48	49
Anderson	50,808	-	3,084	30	13,603	43,474	254,373	339,532
Charleston	71,500	-	3,387		25,178	63,605	98,295	376,879
Columbia	127,443	-	16,444	132	47,609	145,447	596,425	1,099,932
Florence	40,261	-	914	37	10,667	42,262	69,995	345,284
Greenville	87,677	0	2,079	0	25,033	47,078	67,923	449,600
Greenwood	57,467	-	12,979	20	18,819	59,185	84,953	300,805
Hartsville	47,348	-	539	50	27,496	51,108	54,659	250,725
Marion	77,629	-	1,201		70,151	59,056	183,573	681,493
Orangeburg	56,801	-	5,290	225	20,047	54,922	148,352	292,460
Rock Hill	35,856	-	190	260	17,438	49,927	90,657	335,618
Spartanburg	58,049	-	6,316	100	17,292	45,524	102,545	215,110
Walterboro	58,459	-	180	20	10,371	40,921	112,402	209,214
Totals	**769,298**	**0**	**52,603**	**874**	**303,704**	**702,509**	**1,864,152**	**4,896,652**

RECAPITULATION	TABLE NO. 2 STATISTICAL REPORT (continued)							
	General Special Sunday Offerings						Direct Billing	
District	Human Relations Day	One Great Hour of Sharing	Peace with Justice	Native American Ministries	World Communion	UM Student Day	Total amount paid by the local church for all direct-billed clergy non-health benefits	Total amount paid by the local church for all direct-billed clergy health benefits
	50.a	50.b	50.c	50.d	50.e	50.f	51	52
Anderson	466	920	346	1,551	478	2,108	336,964	276,232
Charleston	434	2,894	487	2,339	1,846	487	392,881	372,399
Columbia	1,075	4,029	645	3,397	1,462	1,170	565,791	536,510
Florence	448	496	619	2,393	905	913	362,659	307,484
Greenville	311	1,716	166	921	679	1,113	410,615	350,458
Greenwood	231	1,676	95	366	878	446	338,417	274,242
Hartsville	753	2,508	571	1,649	1,141	870	406,044	332,173
Marion	157	356	105	291	256	155	397,225	363,019
Orangeburg	364	636	432	512	912	226	337,364	345,394
Rock Hill	250	2,717	85	650	409	406	367,132	273,822
Spartanburg	843	1,749	2,100	1,026	993	1,322	349,415	289,136
Walterboro	646	1,092	487	341	836	174	264,078	245,602
Totals	**5,978**	**20,789**	**6,138**	**15,436**	**10,795**	**9,390**	**4,528,585**	**3,966,471**

RECAPITULATION	TABLE NO. 2 STATISTICAL REPORT (continued)								
	Pastoral Support					Local Church Expenses			
District	Total amount paid in base compensation to the pastor	Total amount paid in base compensation to all associate pastors assigned by the bishop	Total amount paid to/for pastor and associates for housing and utilities and/or related allowances	Total amount paid to pastor and associate(s) for accountable reimbursements	Total amount paid to pastor and associate(s) for any other cash allowances (non-accountable)	Total amount paid in salary and benefits for Deacons	Total amount paid in salary and benefits for Diaconal Ministers	Total amount paid in salary and benefits for all other church staff	Total amount spent for local church program expenses
	53	54	55	56	57	58	59	60	61
Anderson	1,877,003	40,625	385,008	176,005	44,863	115,258		1,777,838	528,663
Charleston	2,543,618	246,271	541,575	228,834	34,914	16,057		2,972,138	780,595
Columbia	2,868,724	435,435	731,712	251,962	58,532	147,595		6,347,713	1,663,175
Florence	2,111,212	80,952	411,196	294,372	6,262		95,978	1,617,536	634,960
Greenville	2,183,015	105,471	513,854	196,374	40,198	221,680	49,429	3,598,471	1,053,443
Greenwood	2,020,945	35,504	256,724	249,077	62,890	86,980		1,944,163	567,286
Hartsville	2,451,477	14,075	485,027	248,537	28,007	142,132		1,864,265	684,916
Marion	2,303,762	159,591	442,896	282,620	42,445	112,614		3,343,272	699,048
Orangeburg	2,116,104	37,835	339,303	277,353	36,033			1,657,710	539,114
Rock Hill	1,910,620	72,705	259,875	196,383	62,929	218,730		2,075,982	585,938
Spartanburg	2,255,685	84,857	150,207	196,084	14,420	78,682		2,051,887	583,375
Walterboro	1,837,010	40,035	229,535	209,178	18,651		500	864,520	269,844
Totals	**26,479,175**	**1,353,356**	**4,746,912**	**2,806,779**	**450,144**	**1,139,728**	**145,907**	**30,115,495**	**8,590,357**

RECAPITULATION	TABLE NO. 2 STATISTICAL REPORT (continued)				TABLE NO. 3 STATISTICAL REPORT			
	Local Church Expenses (continued)				Received for Annual Budget/Spending Plan			
District	Total amount spent for other local church operating expenses	Total amount paid for principal and interest on indebtedness, loans, mortgages, etc.	Total amount paid on capital expenditures for building, improvements, and major equipment purchases	TOTAL AMOUNT PAID BY THE LOCAL CHURCH ON ALL EXPENDITURES	Number of households giving to the local church	Amount received through pledges	Amount received from non-pledging, but identified givers	Amount received from unidentified givers
	62	63	64	65	66	67.a	67.b	67.c
Anderson	1,898,646	1,226,238	606,711	10,976,219	9,368	3,211,612	5,455,894	203,799
Charleston	2,971,637	2,019,944	642,010	15,887,301	9,221	6,523,536	5,899,333	374,833
Columbia	4,320,523	4,172,203	3,247,537	29,993,493	10,791	14,118,458	8,773,873	467,321
Florence	2,355,908	1,299,247	500,702	11,423,254	7,396	3,751,201	6,288,335	328,596
Greenville	3,263,343	1,633,440	703,864	16,470,713	7,749	8,279,972	6,364,429	281,739
Greenwood	2,314,728	1,238,354	1,258,348	12,172,685	6,932	3,609,087	5,528,678	282,152
Hartsville	2,143,542	632,059	1,334,885	12,263,970	6,772	4,979,438	5,048,158	341,297
Marion	2,982,493	1,596,168	1,209,530	16,420,183	8,545	5,968,412	6,668,970	721,964
Orangeburg	1,801,559	426,948	916,705	10,459,179	5,993	4,038,090	5,035,471	282,343
Rock Hill	2,247,506	1,496,257	742,396	12,197,088	5,525	4,700,815	5,480,771	289,802
Spartanburg	2,321,851	586,440	670,032	11,184,210	5,662	4,162,057	5,310,464	412,211
Walterboro	1,162,157	710,196	287,967	7,152,837	5,591	2,658,619	3,158,438	266,261
Totals	**29,783,893**	**17,037,494**	**12,120,687**	**166,601,132**	**89,545**	**66,001,297**	**69,012,814**	**4,252,318**

RECAPITULATION	TABLE NO. 3 STATISTICAL REPORT (continued)						
	Received for Annual Budget/Spending Plan (continued)					Capital Campaign/Other Designated Projects	
District	Amount received from Interest and Dividends	Amount received through Sale of Church Assets	Amount received through building use fees, contributions, and rentals	Amount received through fundraisers and other sources	Total income for annual budget/spending plan	Capital Campaign	Memorials, Endowments, Bequests
	67.d	67.e	67.f	67.g	67	68.a	68.b
Anderson	21,436	20,461	50,350	91,604	9,055,156	505,095	337,881
Charleston	33,248	5,200	202,301	489,955	13,528,406	1,101,253	421,072
Columbia	58,435	1,500	301,904	245,449	23,966,940	2,235,066	487,390
Florence	32,432	1,671	82,608	558,104	11,042,947	451,723	202,337
Greenville	44,903	350	125,359	119,445	15,216,237	724,169	468,360
Greenwood	31,180	29,767	65,607	312,709	9,859,180	1,058,660	535,347
Hartsville	52,284	2,903	56,356	642,242	11,122,678	604,683	398,700
Marion	63,757	37,043	102,235	234,844	13,797,225	1,895,688	312,211
Orangeburg	28,111	21,400	39,640	323,280	9,768,335	197,792	547,762
Rock Hill	41,667	43,965	75,240	124,565	10,756,825	950,715	533,545
Spartanburg	35,151	20,479	131,410	266,588	10,338,360	1,160,014	395,358
Walterboro	24,585	1,483	94,485	239,064	6,442,935	168,285	318,901
Totals	**467,189**	**186,222**	**1,327,495**	**3,647,849**	**144,895,224**	**11,053,143**	**4,958,864**

RECAPITULATION	TABLE NO. 3 STATISTICAL REPORT (continued)						
	Capital Campaign and Other Designated Projects			Institutional Support			
District	Other Sources & Projects	Amount received for Special Sundays, General Advance specials, World Service Specials, Conference Advance Specials and other forms of directed benevolent (charitable) giving	Total income for designated causes including capital campaign and other special projects	Equitable Compensation Funds	Advanced Special, apportioned and connectional funds received by church	Other grants and financial support from institutional sources	Total income from connectional and other institutional sources outside the local church
	68.c	68.d	68	69.a	69.b	69.c	69
Anderson	317,400	197,952	1,358,328	9,359	10,061	2,500	21,920
Charleston	57,811	265,767	1,845,903	17,099	11,500	27,725	56,324
Columbia	421,455	443,600	3,587,511	33,875	-	9,660	43,535
Florence	10,331	151,441	815,832	51,308	1,650	88,048	141,006
Greenville	55,833	208,328	1,456,690	0	0	8,600	8,600
Greenwood	123,455	198,261	1,915,723	554	135,000	5,000	140,554
Hartsville	110,155	187,124	1,300,662	7,312	18,933	20,875	47,120
Marion	152,316	390,270	2,750,485	11,348	800	-	12,148
Orangeburg	19,357	246,508	1,011,419	14,111	-	4,000	18,111
Rock Hill	52,793	96,887	1,633,940	47,197	25,000	158,000	230,197
Spartanburg	27,250	95,824	1,678,446	8,080	1,126	48,202	57,408
Walterboro	47,984	117,607	652,777	-	18,961	5,752	24,713
Totals	**1,396,140**	**2,599,569**	**20,007,716**	**200,243**	**223,031**	**378,362**	**801,636**

SOUTH CAROLINA ANNUAL CONFERENCE
THE UNITED METHODIST CHURCH

Analysis of Giving
1991-2010

Year	Budget	% Increase in Budget	Received on Budget	% Received on Budget	Total Local Church Expenditures	% Increase in LC Expenditures	Budget as % of LC Expenditures	Avg Net Funds Used In Apportionments	Budget as % of Net Funds	Membership	Increase/ (decrease) in Membership	% Increase/ (decrease) in Membership	Per Capita Giving in Local Church	Per Capita Giving to Conference Budget
1991	14,818,949	3.6	12,602,701	85.0	78,097,017	2.2	19.0	37,392,522	39.63%	245,548	648	0.3	318.05	51.32
1992	15,759,423	6.3	13,221,898	83.9	79,611,980	1.9	19.8	39,960,353	39.44%	245,029	(519)	(0.2)	324.91	53.96
1993	16,239,127	3.0	13,456,090	82.9	82,546,220	3.7	19.7	42,286,001	38.40%	243,566	(1,463)	(0.6)	338.91	55.25
1994	16,793,347	3.4	14,154,791	84.3	87,166,390	5.6	19.3	44,513,600	37.73%	242,539	(1,027)	(0.4)	359.39	58.36
1995	18,143,622	8.1	15,203,095	83.8	91,857,334	5.4	19.7	46,528,620	38.99%	241,891	(648)	(0.3)	379.74	62.85
1996	17,582,114	(3.1)	14,938,509	85.0	94,110,190	2.4	18.7	48,441,492	36.30%	241,604	(287)	(0.1)	389.52	61.83
1997	16,914,874	(3.8)	14,911,863	88.2	97,771,729	3.9	17.3	50,558,467	33.46%	241,574	(30)	0.0	404.72	61.73
1998	17,815,391	5.3	15,882,886	89.2	104,527,927	6.9	17.0	52,853,218	33.71%	242,164	590	0.2	431.64	65.59
1999	18,408,445	3.3	16,571,897	90.0	114,712,511	9.7	16.0	55,351,895	33.26%	242,677	513	0.2	472.69	68.29
2000	19,014,270	3.3	17,165,674	90.3	123,202,173	7.4	15.4	57,856,827	32.86%	243,203	526	0.2	506.58	70.58
2001	19,837,144	4.3	18,260,045	90.6	129,256,607	4.9	15.3	60,874,658	32.59%	242,586	(617)	(0.3)	532.83	75.27
2002	20,824,247	5.0	18,930,758	90.9	134,576,803	4.1	15.5	64,395,596	32.34%	241,820	(766)	(0.3)	556.52	78.28
2003	22,464,302	7.9	19,727,989	87.8	136,530,742	1.5	16.5	67,919,812	33.07%	242,057	237	0.1	564.04	81.50
2004	13,584,143	(39.5)	10,718,557	78.9	132,387,524	(3.0)	10.3	71,450,533	19.01%	241,680	(377)	(0.2)	547.78	44.35
2005	14,109,288	3.9	11,112,784	78.8	154,890,866	17.0	9.1	75,333,120	18.73%	241,664	(16)	(0.0)	640.93	45.98
2006	16,882,265	19.7	14,520,849	86.0	147,466,614	(4.8)	11.4	78,846,733	21.41%	241,195	(469)	(0.2)	611.40	60.20
2007	16,983,266	0.6	14,738,170	86.8	166,020,456	12.6	10.2	83,028,529	20.45%	239,748	(1,447)	(0.6)	692.48	61.47
2008	16,995,194	0.1	15,056,058	88.6	171,231,729	3.1	9.9	86,078,556	19.74%	239,155	(593)	(0.2)	715.99	62.96
2009	17,531,312	3.2	14,680,340	83.7	170,944,062	(0.2)	10.3	90,337,562	19.41%	237,764	(1,391)	(0.6)	718.97	61.74
2010	16,948,274	(3.3)	14,110,805	83.3	166,567,182	(2.6)	10.2	94,438,404	17.95%	235,816	(1,948)	(0.8)	706.34	59.84

TREASURER/STATISTICIAN'S OFFICE
SOUTH CAROLINA CONFERENCE, THE UNITED METHODIST CHURCH
MEMBERSHIP ANALYSIS ACCORDING TO CHURCH SIZE - 2010

Membership	# of Churches	Cumulative Totals # of Churches	% of Churches	Cumulative Totals % of Churches	# of Members	Cumulative Totals # of Members	% of Members	Cumulative Totals % of Members
1-25	61	61	6.04%	6.04%	1,053	1,053	0.45%	0.45%
26-50	117	178	11.58%	17.62%	4,570	5,623	1.94%	2.39%
51-75	118	296	11.68%	29.30%	7,585	13,208	3.22%	5.61%
76-100	123	419	12.18%	41.48%	10,810	24,018	4.58%	10.19%
101-125	92	511	9.11%	50.59%	10,312	34,330	4.37%	14.56%
126-150	76	587	7.53%	58.12%	10,473	44,803	4.44%	19.00%
151-175	64	651	6.34%	64.46%	10,309	55,112	4.37%	23.37%
176-200	39	690	3.86%	68.32%	7,328	62,440	3.11%	26.48%
201-225	29	719	2.87%	71.19%	6,111	68,551	2.59%	29.07%
226-250	33	752	3.27%	74.46%	7,830	76,381	3.32%	32.39%
251-300	51	803	5.05%	79.51%	13,929	90,310	5.91%	38.30%
301-350	28	831	2.77%	82.28%	9,273	99,583	3.93%	42.23%
351-400	33	864	3.27%	85.55%	12,504	112,087	5.30%	47.53%
401-500	39	903	3.86%	89.41%	17,920	130,007	7.60%	55.13%
501-600	27	930	2.67%	92.08%	15,032	145,039	6.37%	61.50%
601-800	29	959	2.87%	94.95%	19,576	164,615	8.30%	69.80%
801-1,000	17	976	1.68%	96.63%	15,373	179,988	6.52%	76.32%
1,001-1,500	18	994	1.78%	98.41%	21,578	201,566	9.15%	85.47%
1,501-2,000	10	1,004	0.99%	99.40%	17,565	219,131	7.45%	92.92%
2,000 +	6	1,010	0.60%	100.00%	16,685	235,816	7.08%	100.00%
	1,010		100.00%		235,816		100.00%	

TREASURER/STATISTICIAN'S OFFICE
SOUTH CAROLINA CONFERENCE, THE UNITED METHODIST CHURCH
MEMBERSHIP RECAPITULATION - 2010

District	# of Churces	2008	2009	Inc/Dec	% Inc/Dec	2010	Inc/Dec	% Inc/Dec
Anderson	76	15,259	15,239	(20)	-0.13%	14,680	(559)	-3.67%
Charleston	79	25,278	24,790	(488)	-1.93%	24,508	(282)	-1.14%
Columbia	66	31,980	32,404	424	1.33%	33,000	596	1.84%
Florence	99	19,180	18,798	(382)	-1.99%	18,494	(304)	-1.62%
Greenville	72	20,381	20,542	161	0.79%	20,589	47	0.23%
Greenwood	84	16,576	16,477	(99)	-0.60%	16,466	(11)	-0.07%
Hartsville	105	19,965	19,917	(48)	-0.24%	19,494	(423)	-2.12%
Marion	95	22,340	22,181	(159)	-0.71%	22,305	124	0.56%
Orangeburg	93	18,910	18,832	(78)	-0.41%	18,865	33	0.18%
Rock Hill	70	16,658	16,688	30	0.18%	16,759	71	0.43%
Spartanburg	75	16,909	16,680	(229)	-1.35%	16,075	(605)	-3.63%
Walterboro	97	15,719	15,216	(503)	-3.20%	14,581	(635)	-4.17%
Totals	1,011	239,155	237,764	(1,391)	-0.58%	235,816	(1,948)	-0.83%

SOUTH CAROLINA CONFERENCE OF THE UNITED METHODIST CHURCH

FINANCIAL STATEMENTS

DECEMBER 31, 2010

SOUTH CAROLINA CONFERENCE OF THE UNITED METHODIST CHURCH
INDEX
FOR THE YEARS ENDED DECEMBER 31, 2010 AND 2009

	Page
INDEPENDENT AUDITORS' REPORT ON THE FINANCIAL STATEMENTS	1
FINANACIAL STATEMENTS	
STATEMENTS OF FINANCIAL POSITION	2
STATEMENTS OF ACTIVITIES	3 - 4
STATEMENTS OF CASH FLOWS	5
NOTES TO FINANCIAL STATEMENTS	6 - 14
SUPPLEMENTAL SCHEDULE	
COLUMBIA AREA EPISCOPAL OFFICE – STATEMENTS OF CASH RECEIPTS AND DISBURSEMENTS	15

DERRICK, STUBBS & STITH, L.L.P.
CERTIFIED PUBLIC ACCOUNTANTS

508 Hampton Street, 1st Floor • Post Office Box 36
Columbia, South Carolina 29202-0036
Telephone: (803) 799-5810 • Facsimile: (803) 799-5554
www.dsscpa.com

A. David Masters, CPA
Charles R. Statler, Jr., CPA
Alan F. Grimsley, CPA
Hugh R. Penny, CPA, CISA, CBA
H. Warren Counts, Jr., CPA
K. Todd Dailey, CPA, CVA
Timothy M. Monahan, CPA

INDEPENDENT AUDITORS' REPORT

To the Council on Finance and Administration
South Carolina Conference of the United Methodist Church
Columbia, South Carolina

We have audited the accompanying statements of financial position of the South Carolina Conference of the United Methodist Church (Conference) as of December 31, 2010 and 2009, and the related statements of activities and cash flows for the years then ended. These financial statements are the responsibility of the Conference. Our responsibility is to express an opinion on these financial statements based on our audits. The prior year's summarized comparative information has been derived from the Conference's 2009 financial statements and, in our report dated May 15, 2010, we expressed an unqualified opinion on those financial statements.

We conducted our audits in accordance with auditing standards generally accepted in the United States of America. Those standards require that we plan and perform the audits to obtain reasonable assurance about whether the financial statements are free of material misstatement. An audit includes examining, on a test basis, evidence supporting the amounts and disclosures in the financial statements. An audit also includes assessing the accounting principles used and significant estimates made by management, as well as evaluating the overall financial statement presentation. We believe that our audits provide a reasonable basis for our opinion.

As described in Note B, the statements do not include the Conference's investment in property and equipment as required by accounting principles generally accepted in the United States of America. Expenditures for such investments are charged as expenditures in the year of purchase. Accordingly, the accompanying financial statements are generally not intended to present financial position and results of operations in conformity with accounting principles generally accepted in the United States of America.

In our opinion, except for not capitalizing property and equipment and recording depreciation, the financial statements referred to above present fairly, in all material respects, the financial position of the South Carolina Conference of the United Methodist Church as of December 31, 2010, and the results of its operations and its cash flows for the year then ended, in conformity with accounting principles generally accepted in the United States of America.

Our audits were made for the purpose of forming an opinion on the basic financial statements taken as a whole. The supplementary information which follows is presented for purposes of additional analysis and is not a required part of the basic financial statements. Such information has been subjected to the auditing procedures applied in the audit of the basic financial statements and, in our opinion, is fairly stated, in all material respects, in relation to the basic financial statements taken as a whole and should be read in conjunction with these statements and related notes.

Derrick, Stubbs & Stith, LLP

May 26, 2011

SOUTH CAROLINA CONFERENCE OF THE UNITED METHODIST CHURCH
STATEMENTS OF FINANCIAL POSITION
DECEMBER 31, 2010 AND 2009
(With Summarized Financial Information as of December 31, 2009)

	Unrestricted	Temporarily Restricted	**2010 Total Net Assets**	Restated 2009 Total Net Assets
ASSETS				
Cash and Cash Equivalents	$ 7,212,694	$ 159,038	**$ 7,371,732**	$ 4,927,452
Receivables				
Due from churches	2,158,460	-	**2,158,460**	1,734,004
Due from others	186,124	-	**186,124**	157,697
Due from pension/insurance billings	754,982	-	**754,982**	-
Due from United Methodist Relief Center	-	274,088	**274,088**	-
Accrued interest receivable	12,531	-	**12,531**	2,378
Total receivables	3,112,097	274,088	**3,386,185**	1,894,079
Investments				
Certificates of deposit	3,910,881	-	**3,910,881**	3,843,709
General Board of Pension	17,817,176	-	**17,817,176**	17,624,435
Prudential stock	-	-	**-**	1,672,268
Van Kampen Merritt Government Fund	396,505	-	**396,505**	438,530
Total investments	22,124,562	-	**22,124,562**	23,578,942
Property and Equipment				
Building improvements	1,584,505	-	**1,584,505**	1,584,505
Total assets	34,033,858	433,126	**34,466,984**	31,984,978
LIABILITIES				
Current portion of notes payable	-	-	**-**	156,513
Due to Conference boards, agencies and support groups	2,996,519	-	**2,996,519**	2,947,905
Deferred revenue	7,469	-	**7,469**	10,552
Accrued postretirement benefit obligations	1,719,333	-	**1,719,333**	1,819,468
Other accrued expenses	-	-	**-**	10,114
Funds held in trust for others	-	239,526	**239,526**	31,590
Total current liabilities	4,723,321	239,526	**4,962,847**	4,976,142
Accrued postretirement benefit obligations	21,741,764	-	**21,741,764**	52,339,005
Total liabilities	26,465,085	239,526	**26,704,611**	57,315,147
NET ASSETS				
Unrestricted				
Undesignated	(23,461,097)	-	**(23,461,097)**	(54,158,473)
Board designated	31,029,870	-	**31,029,870**	28,560,832
Temporarily restricted	-	193,600	**193,600**	267,472
Total net assets	7,568,773	193,600	**7,762,373**	(25,330,169)
Total liabilities and net assets	$ 34,033,858	$ 433,126	**$ 34,466,984**	$ 31,984,978

See notes to financial statements.

SOUTH CAROLINA CONFERENCE OF THE UNITED METHODIST CHURCH
STATEMENTS OF ACTIVITIES
YEARS ENDED DECEMBER 31, 2010 AND 2009
(With Summarized Financial Information as of December 31, 2009)

	Unrestricted	Temporarily Restricted	**2010 Total Net Assets**	Restated 2009 Total Net Assets
Revenue				
Contributions				
Churches	$ 11,495,078	5,099,957	**$ 16,595,035**	$ 16,433,803
Other	1,903,142	145,254	**2,048,396**	28,790
Institutional payments for				
Pension fund	4,602,497	-	**4,602,497**	5,757,617
Conference insurance	4,458,711	-	**4,458,711**	4,840,926
Insureds - Conference insurance	2,283,662	-	**2,283,662**	2,119,055
General Council on Finance and Administration	10,000	-	**10,000**	81,825
Registrations and fees	773,087	16,042	**789,129**	1,419,363
Rent	131,107	-	**131,107**	16,984
Investment income	195,263	-	**195,263**	180,826
Print media services	184,196	-	**184,196**	161,072
Other	1,163,706	4,530	**1,168,236**	1,684,590
Net unrealized gains on General Board of Pension investments	1,876,867	-	**1,876,867**	2,155,426
Net realized gains on investments	104,593	-	**104,593**	85,117
Net unrealized gains on investments	9,450	-	**9,450**	621,657
Total	29,191,359	5,265,783	**34,457,142**	35,587,051
Net assets released from restrictions to satisfy program restrictions	5,339,655	(5,339,655)	**-**	-
Total revenue	34,531,014	(73,872)	**34,457,142**	35,587,051
Expenses				
Program Services				
General Board of Pensions - Pension Fund	4,387,230	-	**4,387,230**	7,073,902
General Board of Pensions - Conference insurance	8,824,923	-	**8,824,923**	8,400,000
Senior College Fund and Spartanburg Methodist College	1,684,967	-	**1,684,967**	1,811,384
District administration	766,012	-	**766,012**	755,683
District superintendent's salary	1,058,400	-	**1,058,400**	1,080,000
Methodist Homes	610,152	-	**610,152**	530,660
Camps and Retreat Center	805,983	-	**805,983**	1,011,431
Other program services for Conference boards, agencies and commissions	11,721,108	-	**11,721,108**	12,360,058
General Missions Passthrough	866,179	-	**866,179**	-
Local Mission Passthrough	682,672	-	**682,672**	673,758
Postretirement health cost	5,710,644	-	**5,710,644**	1,916,313
Management and general	654,350	-	**654,350**	678,094
Total expenses	37,772,620	-	**37,772,620**	36,291,283
(Decrease) in net assets from operating activities	$ (3,241,606)	$ (73,872)	**$ (3,315,478)**	$ (704,232)
Nonoperating				
Postretirement-related changes other than net periodic postretirement (cost) benefit	36,408,020	-	**36,408,020**	(711,433)
Change in net assets	33,166,414	(73,872)	**33,092,542**	(1,415,665)
Net Assets (Deficit)				
Beginning	(25,597,641)	267,472	**(25,330,169)**	(23,914,504)
Ending	$ 7,568,773	$ 193,600	**$ 7,762,373**	$ (25,330,169)

See notes to financial statements.

SOUTH CAROLINA CONFERENCE OF THE UNITED METHODIST CHURCH
STATEMENTS OF CASH FLOWS
YEARS ENDED DECEMBER 31, 2010 AND 2009

	2010	Restated 2009
Cash Flows from Operating Activities		
Increase (decrease) in net assets	**$ 33,092,542**	$ (1,415,665)
Adjustments to reconcile increase (decrease) in net assets to net cash provided by (used in) operating activities		
Net unrealized (gains) on investments	**(214,049)**	(2,777,083)
(Increase) decrease in receivables	**(1,492,106)**	105,099
Increase in due to General Council on Finance and Administration	**49,108**	1,634,407
(Decrease) in notes payable	**(156,513)**	(110,264)
Increase (decrease) in accounts payable and accrued expenses	**(10,608)**	10,113
Increase (decrease) in funds held in trust for others	**207,936**	(216,692)
Increase (decrease) in accrued postretirement benefit obligation	**(30,697,376)**	2,627,746
Increase (decrease) in deferred revenue	**(3,083)**	1,154
Net cash provided by (used in) operating activities	**775,851**	(141,185)
Cash Flows from Investing Activities		
Proceeds from matured investments	**2,244,074**	2,811,242
Purchase of investments	**(575,645)**	(2,108,367)
Net cash provided by investing activities	**1,668,429**	702,875
Net increase in cash and cash equivalents	**2,444,280**	561,690
Cash and Cash Equivalents		
Beginning	**4,927,452**	4,365,762
Ending	**7,371,732**	4,927,452
Supplemental Disclosures of Cash Flow Information		
Cash payment of interest	**$ 11,777**	$ 5,279

See notes to financial statements.

Notes to Financial Statements

Note A. Nature of Activities

The South Carolina Conference of the United Methodist Church governs the various boards, commissions, committees and agencies whose purpose is to carry out the programs of the United Methodist Church. The South Carolina Conference of the United Methodist Church is a nonprofit religious organization and is exempt from paying income taxes under Section 501(c)(3) of the Internal Revenue Code. These financial statements report only those transactions maintained by the Treasurer of the South Carolina Conference of the United Methodist Church.

Note B. Summary of Significant Accounting Policies

Financial reporting: The accompanying financial statements are based on the accrual method of accounting reflecting income earned regardless of when received and expenses incurred regardless of when paid.

The Conference has three net asset categories, which are described as follows:

Unrestricted net assets: Net assets that are not subject to donor-imposed restrictions.

Temporarily restricted net assets: Net assets subject to donor-imposed stipulations that may or will be met either by actions of the Conference and/or the passage of time.

Permanently restricted net assets: Net assets subject to donor-imposed stipulations that may be maintained permanently by the Conference. Generally, the donors of these assets permit the Conference to use all or part of the income earned on related investments for program operations. There are no permanently restricted net assets.

To insure observance of limitations and restrictions placed on the use of resources available to the Conference, the accounts of the Conference are maintained in accordance with the principles of fund accounting. This is the procedure by which resources for various purposes are classified for accounting and reporting purposes into funds established according to their nature and purpose.

Support and expenses: A contribution is deemed to have been received when the cash or other assets including securities, land, buildings, use of facilities, materials and supplies, intangible assets, services or unconditional promise to give such items in the future is received. An unconditional promise to give is a promise, which is not dependent on the occurrence of a specified future and uncertain event to bind the promisor.

Contributions received and unconditional promises to give are measured at their fair values and are reported as increase in net assets. The Conference reports gifts of cash and other assets as restricted support if they are received with donor stipulations that limit the use of the donated assets, or if they are designated as support for future periods. When a donor restriction expires, that is, when a stipulated time restriction ends or purpose restriction is accomplished, temporarily restricted net assets are reclassified to unrestricted net assets and reported in the statement of activities as net assets released from restrictions.

The financial statements present expenses in accordance with the overall service mission of the Conference displayed within their natural classifications.

Accounting changes: The Financial Accounting Standards Board (FASB) issued FASB Accounting Standards Codification (ASC) effective for financial statements issued for interim and annual periods after September 15, 2009. The ASC is an aggregation of previously issued authoritative U.S. generally accepted accounting principles (GAAP) in one comprehensive set of guidance organized by subject area. In accordance with the ASC, references to previously issued accounting standards have been replaced by ASC references. Subsequent revisions to GAAP will be incorporated in the ASC through Accounting Standards Updates (ASU).

Uncertainty in income taxes: The Financial Accounting Standards Board issued new guidance on accounting for uncertainty in income taxes. The Conference adopted this new guidance for the year ended December 31, 2010. Management evaluated the Conference's tax positions and concluded that the Conference had maintained its tax exempt status and had taken no uncertain tax positions that require adjustment to the financial statements. Therefore, no provision or liability for income taxes has been included in the financial statements.

Cash and cash equivalents: For purposes of reporting the statement of cash flows, the Conference considers all highly liquid debt instruments purchased with maturity of three months or less to be cash equivalents.

Note B. Summary of Significant Accounting Policies (Continued)

Investments: Investments are measured at fair value in the statement of financial position. Investment income or loss (including gains and losses on investments, interest, and dividends) is included in the statement of activities as increases or decreases in unrestricted net assets unless the income or loss is restricted by donor or law.

The Conference invests in a combination of equity securities, fixed income securities money market funds, and other investment securities. Investment securities are exposed to various risks such as interest rate, credit and market volatility. Due to the level of risk associated with certain investment securities, it is at least reasonably possible that changes in the near term would materially affect the Conference's investment balances reported in the statement of financial position.

Property and equipment: The Conference has generally not recorded land or buildings as fixed assets on its balance sheet. In 2003, the Conference recorded the renovations to the conference center, based on its intention to start recording fixed assets along with the related depreciation. Property was to be recorded at cost with depreciation being provided on the straight-line method over the estimated useful lives of 10 to 39 years for buildings and 10 to 39 years for improvements to land and building. The plan has been delayed while the Conference re-evaluates starting the policy of recording all current land and property versus continuing the previous policy. Therefore, the Conference did not record depreciation for the conference renovation. The Conference does maintain investments in an equipment fund. However, the Conference does not record the related depreciation of such equipment as required by accounting principles generally accepted in the United States of America. Expenditures for such investments in the equipment fund are generally charged as expenditures in the year of purchase.

Note C. Concentration of Market and Credit Risk

Pooled investments include a checking account with Bank of America totaling $ 6,280,468. The financial institution has a strong credit rating and management believes that credit risk related to this deposit is minimal. In addition, the Conference has $ 800,000 invested with the United Methodist Development Fund.

Note D. Fair Value Measurement

Fair value is the price that would be received to sell an asset or paid to transfer a liability in an orderly transaction between market participants at the measurement date. In determining fair value, the Conference uses various methods including market, income and cost approaches. Based on these approaches, the Conference often utilizes certain assumptions that market participants would use in pricing the asset or liability, including assumptions about risk and/or the risks inherent in the inputs to the valuation technique. These inputs can be readily observable, market corroborated, or generally unobservable inputs.

The Conference utilizes valuation techniques that maximize the use of observable inputs and minimize the use of unobservable inputs. Based on the observables of the inputs used in the valuation techniques, the Conference is required to provide the following information according to the fair value hierarchy. The fair value hierarchy ranks the quality and reliability of the information used to determine fair values. Financial assets and liabilities carried at fair value will be classified and disclosed in one of the following three categories:

Level 1 — Valuations for assets and liabilities traded in active exchange markets, such as the New York Stock Exchange. Level 1 also includes U.S. Treasury and federal agency securities and federal agency mortgage-backed securities, which are traded by dealers or brokers in active markets. Valuations are obtained from readily available pricing sources for market transactions involving identical assets or liabilities.

Level 2 — Valuations for assets and liabilities traded in less active dealer or broker markets. Valuations are obtained from third-party pricing services for identical or similar assets or liabilities.

Level 3 — Valuations for assets and liabilities that are derived from other valuation methodologies, including option-pricing models, discounted cash flow models and similar techniques, and not based on market exchange, dealer, or broker-traded transactions. Level 3 valuations incorporate certain assumptions and projections in determining the fair value assigned to such assets or liabilities.

Notes to Financial Statements

Note D. Fair Value Measurement (Continued)

Management uses the following methods and assumptions to estimate the fair value of the Conference's financial instrument.

Cash, cash equivalents', and receivables' carrying amounts approximate fair value because of the short maturity of those instruments. Debt instruments carrying value also approximate fair value based on the prices for the same or similar debt issues and on current rates offered to the Conference for debt of the same remaining maturities with similar collateral requirements.

In determining the fair value of investments the Conference uses various valuation approaches within the ASC 820 fair value measurement framework. The following is a description of the valuation methodologies used:

Certificates of deposit: Represent funds held in active markets and are classified within Level 2 of the valuation hierarchy

Mutual Funds, General Board of Pensions: Represent units pooled within the GBOP Superannuate Endowment, GBOP Pension Billing, GBOP Deposit, and GBOP Permanent Fund and are valued using the Net Asset Value ("NAV") provided by the administrator of the fund. The NAV is based on the value of the underlying assets owned by the fund, minus its liabilities and then divided by the number of shares or units outstanding. These investments are classified within Level 2 of the valuation hierarchy. The Conference's investment with the General Board of Pension (GPOB) account consisted of common stock (38%), fixed income securities (21%), and short term investments (41%).

Mutual Funds, Van Kampen: These investments are valued using the NAV provided by the administrator of the fund. The NAV is based on the value of the underlying assets owned by the fund, minus its liabilities and then divided by the number of shares or units outstanding. These investments are classified within Level 2 of the valuation hierarchy. The Conference can make withdrawals from this investment by contacting the administrator.

	Carrying Value	Estimated Fair Value
Financial Assets		
Cash and cash equivalents	$ 7,371,732	$ 7,371,732
Certificates of Deposit	3,910,881	3,910,881
Mutual Funds, GBOP	17,817,176	17,817,176
Mutual Funds, Van Kampen	396,505	396,505
Receivables from churchs, billings and others	3,099,566	3,099,566
Total financial assets	$ 32,595,860	$ 32,595,860

		Fair Value Measurements at Reporting Date Using		
Description	**December 31, 2010**	Quoted Prices in Active Markets for Indentical Assets Assets (Level 1)	Significant Other Observable Inputs (Level 2)	Significant Unobservable Inputs (Level 3)
Financial Assets				
Cash and cash equivalents	**$ 7,371,732**	$ 7,371,732	$ -	$ -
Certificates of Deposit	**3,910,881**	-	3,910,881	-
Mutual Funds, GBOP	**17,817,176**	-	17,817,176	-
Mutual Funds, Van Kampen	**396,505**	-	396,505	-
Receivables from churchs, billings and others	**3,099,566**	-	3,099,566	-
Total financial assets	**$ 32,595,860**	$ 7,371,732	$ 25,224,128	$ -

Notes to Financial Statements

Note E. Deferred Revenue

Deferred Revenue consists of church contributions made to support the following year's activities. The deferred revenues for December 31, 2010 and 2009 were $ 7,469 and $ 10,552, respectively.

Note F. Funds Held for Others

The following funds are held for certain United Methodist Conference Boards, Committees and Agencies at December 31, 2009 and 2008:

	2010	2009
Historical Society	**$ 3,120**	$ 2,686
Ministers Spouse	**1,159**	2,980
Ministers Spouse Retreat	**19,110**	9,800
Salkehatchie Summer Services	**58,266**	98,551
Salkehatchie Books	**11,152**	21,037
UM Volunteers in Mission	**143,969**	116,898
UM Relief Center	**-**	(222,474)
Counseling Center	**2,502**	2,797
UMRC Aflac/Hartford	**248**	(685)
	$ 239,526	$ 31,590

Note G. Fidelity Bond

The General Council on Finance and Administration provides $ 1,000,000 fidelity bond protection for all Annual Conference Treasurers and their staff at no charge. Fidelity bonding for trustees and related staff is provided by the Annual Conference.

Note H. Assets Released from Donor Restrictions

Net assets during the year ended December 31, 2010 and 2009, were released from donor restrictions by incurring expenses satisfying the restricted purposes, purchase of property and equipment, and by occurrence of other events specified by donors as follows:

Purpose restrictions accomplished by:

Satisfaction of Program Restriction Expense Category:

	2010	2009
Ministerial education	**$ 433,831**	$ 439,326
World Service Fund	**1,822,825**	1,773,563
Other program services for Conference boards, agencies and support groups	**3,082,999**	1,422,134
Total	**$ 5,339,655**	$ 3,635,023

Notes to Financial Statements

Note I. Net Assets

Unrestricted net assets at December 31, 2010 and 2009 are designated by the Conference for the following purposes:

	2010	2009
Pension fund	**$ 821,321**	$ 301,239
HMEP investment account - Board of Pension UMC	**8,397,416**	9,126,678
Pension deposit fund - Board of Pension UMC	**8,768,816**	7,929,739
Superannuate Endowment - Board of Pension UMC	**582,522**	508,313
Permanent fund - Board of Pension UMC	**68,422**	59,706
Equitable comp	**318,862**	327,730
Health insurance	**1,266,960**	279,152
Congregational development	**1,217,739**	1,591,690
Contingency fund	**100,000**	100,000
Annual conference trustees	**588,642**	605,950
UM Center maintenance operations & reserve	**297,490**	289,931
Ministerial education	**336,659**	357,852
Connectional ministries	**490,897**	554,620
Campus ministry	**19,351**	5,819
Episcopal accounts	**62,876**	64,500
Camps and retreats	**73,017**	(21,322)
Permanent reserve	**842,267**	796,951
Management & general administration	**97,510**	130,135
District office operations	**317,392**	242,017
District extension	**431,993**	332,299
District undesignated specials	**223,520**	186,519
DS continuing education	**13,068**	21,184
Bobo Estate Fund (principal & interest)	**585,561**	581,850
District parsonage	**378,941**	377,471
District congregational development	**211,358**	232,269
District superintendent salalries and adminstration	**84,452**	109,654
Fixed assets	**1,584,505**	1,584,505
Other program services	**2,848,313**	1,884,381
Total board designated	**31,029,870**	28,560,832
Undesignated	**(23,461,097)**	(54,158,473)
Total unrestricted	**$ 7,568,773**	$ (25,597,641)

Temporarily restricted net assets at December 31, 2010 and 2009 are available for the following purposes:

	2010	2009
Local and general mission pass-throughs	**$ 46,341**	$ 44,469
Other district ministries	**33,283**	32,323
Other program ministries	**113,976**	190,680
Total temporarily restricted	**$ 193,600**	$ 267,472

Note J. Leases

The Company leases copiers under various leases set to expire beginning on August 2012. Total lease expense for the years ended December 31, 2010 and 2009, was $ 32,812 and $ 32,812 respectively.

Notes to Financial Statements

Note J. Leases (Continued)

The following is a schedule by year of future minimum lease payments under the operating lease at December 31, 2010, that have initial or remaining lease terms in excess of one year:

2011	$	32,812
2012		30,554
2013		19,527
2014		-
2015		-
	$	82,893

Note K. Commitments, Contingencies, and Liabilities

The Conference is a guarantor on a loan in the amount of $ 903,222 for a church building in the Walterboro District as of December 31, 2010. The payments of $ 8,000, including principal and interest are due on a monthly basis on the 1st of every month. The interest rate is floating indexed to the London Interbank Offered Rate (LIBOR) Daily Floating Rate. The total principal payments during 2010 were $ 27,011. Since the Conference is not the debtor this loan is not recorded on the financial statements.

Note L. Clergy Retirement Security Program (CRSP) Ministerial Pension Plan and Comprehensive Protection Plan (MPP/CPP) and Cumulative Pension and Benefit Fund (CPBF)

The South Carolina Conference of the United Methodist Church participates in a defined benefit multi-employer pension plan administered by the General Board of Pensions of the United Methodist Church. The plan provides pension benefits to retiring members in addition to providing disability income benefits and guaranteed minimum benefits for widows and dependent children of deceased members.

The Conference contributes to the fund an amount equivalent to 3 percent (3%) of each minister's annual plan compensation (cash salary, tax-deferred contributions made and housing allowance or value of the use of a parsonage) limited by 200% of the denominational average compensation. In addition, the Conference contributed in 2010 and 2009 $ 535 and $ 500 respectively, per month per Full Time Equivalent towards the defined benefit portion of the plan for clergy. For lay employees, the Conference contributes nine percent (9%) and the lay employee contributes a minimum of three percent (3%). CPP contributions for eligible full time ministers are the equivalent of three percent (3%) of the minister's plan compensation limited by 200% of the current denomination average compensation. Past service defined benefit funding is an annual actuarially determined amount approved by the Annual Conference. Contributions for each participant are fully vested**.** The Conference Treasurer remitted $ 5,111,770 in 2010 and $ 6,061,830 in 2009 to the General Board of Pensions.

Past service expenses are charged to the Annual Conference. The RP 2000 Individual Annuity Mortality Table is used in the determination of these amounts.

Ministers' pension payments received by the Conference Treasurer are remitted to the General Board of Pensions of the United Methodist Church.

The Conference participates in the Ministers Reserve Pension Fund which is a multi-employer defined benefit pension plan administered by the General Board of Pensions and Health Benefits of the United Methodist Church. The fund covers service prior to 1982 for substantially all clergy and lay pastors. The Board of Pensions of the Conference acts as trustee responsible for deposits with the General Board of Pensions and Health Benefits of the United Methodist Church. The Conference did not make any contributions to the Ministries Reserve Pension Fund in 2009 or 2008. For service subsequent to 1981, ministerial and lay employees of the Conference are eligible to participate in the multi-employer retirement plans offered by the United Methodist Church as described below.

Note L. Clergy Retirement Security Program (CRSP)
Ministerial Pension Plan and Comprehensive Protection Plan (MPP/CPP) and Cumulative Pension and Benefit Fund (CPBF) (Continued)

The Ministerial Pension Plan (MPP) provided benefits for United States of America clergy from January 1, 1982, through December 31, 2006. It is primarily a defined contribution retirement plan, with the requirement that clergy must convert at least 65% of his or her total account balance to an annuity. This plan ended effective December 31, 2006.

The Comprehensive Protection Plan (CPP) provided disability and death benefits as well as certain minimum benefits related to pension coverage for certain ministerial employees. The CPP is a multi-employer defined benefit pension plan administered by the General Board of Pensions and Health Benefits of the United Methodist Church. The total contributions to the plan for the year ended December 31, 2010 and 2009 were $ 0 and $ 1,123,784 respectively. These amounts are included in program disbursements in the financial statements.

The United Methodist Personal Investment Plan became effective January 1, 2006. The General Board of Pension and Health Benefits of United Methodist Church merged the Cumulative Pension and Benefit Fund and the Personal Investment Plan to form the United Methodist Personal Investment Plan (UMPIP). Conference lay employees and conference and local church personnel are eligible to participate in a defined contribution plan administered by the General Board of Pensions and Health Benefits of the United Methodist Church, which currently requires an employer contribution between 1% and 12%. The Conference currently contributes 9% of all eligible lay participants' compensation. Total contributions to the plan for the years ended December 31, 2010 and 2009 were $ 104,926 and $ 105,898 respectively. These amounts are included in program disbursements in the financial statements.

The Clergy Retirement Security Program (CRSP) was effective January 1, 2007, as a defined benefit plan and a defined contribution plan administered by the General Board of Pensions and Health Benefits of the United Methodist Church. Clergy members and local pastors under Episcopal appointment to a conference, church, charge, district or conference-controlled entity or unit are eligible to participate. For the defined benefit plan, the December 31, 2010 and 2009 contribution is based on an amount equal to $ 535 and $ 500 per month for each full-time equivalent.

Total contributions to the plan for the year ended were as follows:

December 31, 2010	
Defined benefit plan	$ 3,893,346
Defined contribution plan	1,218,424
December 31, 2009	
Defined benefit plan	$ 3,716,778
Defined contribution plan	1,221,268

Note M. Postretirement Benefit Plan

The Conference sponsors a multi-employer defined benefit postretirement health care plan for ministerial employees of its member churches and employees of the Conference. The plan is contributor, whereby the retiree contributions can be adjusted for increases in the cost of health care. The plan is unfunded. A measurement date of December 31 is used for the plan.

On December 31, 2007, the Conference adopted the recognition and disclosure provisions of FASB *Accounting Standards Codification* (ASU) 958 (Not-For-Profit Entities Compensation-Retirement Benefits) ASU 958 requires the Conference to recognize the funded status of its defined benefit plans in its Statement of Financial Position, with a corresponding adjustment to unrestricted net assets. The adjustment to unrestricted net assets at adoption represents the unrecognized prior service benefit and unrecognized net gain, all of which were previously netted against the funded status of the plan in the Conference's Statement of Financial Position pursuant to ASU 958. These amounts will subsequently be recognized as net gains consistent with the Conference's historical accounting policy for amortizing such amounts. In addition, actuarial gains and losses that arise in subsequent periods and not recognized in benefit cost will be recognized in unrestricted net assets.

Note M. Postretirement Benefit Plan (Continued)

The following table provides a reconciliation of the changes in the plan's benefit obligation and fair value of assets for the years ended December 31, 2010 and 2009, and a statement of funded status at December 31, 2009 and 2008:

	2010	2009
Reconciliation of accumulated postretirement benefit obligation:		
Accumulated postretirement benefit obligation, beginning	**$ 54,158,473**	$ 51,530,727
Service cost for benefits earned during the year	**1,430,245**	1,354,221
Interest cost on accumulated postretirement benefit obligation	**3,194,924**	3,043,967
Plan amendments	**(31,182,461)**	(2,920,627)
Actuarial losses	**(2,320,616)**	2,746,071
Contributions by plan participants	**820,965**	768,476
Benefit payments	**(2,640,433)**	(2,364,362)
Accumulated postretirement benefit obligations, ending	**23,461,097**	54,158,473
Reconciliation of fair value of plan assets:		
Fair value of plan assets, beginning	**-**	-
Employer contributions	**1,819,468**	1,595,886
Contributions by plan participants	**820,965**	768,476
Benefit payments	**(2,640,433)**	(2,364,362)
Fair value of plan assets, ending	**-**	-
Funded Status:		
Accumulated postretirement benefit obligation in excess of plan assets	**$ (23,461,097)**	$ (54,158,473)

At the June 2010 meeting of the South Carolina Annual Conference 3 proposals were presented to the voting members of the Conference. The plan adopted at that meeting addressed the unfunded liability by a reduction in the retiree subsidy phased in from 2014 – 2022, an eligibility change for futures retirees retiring on or after July 1, 2015, and an increase in apportionments to fully fund the liability.

The details are as follows:

A. The Subsidy will be reduced as follows:

   a. Effective 1/1/2014 Lower maximum subsidy to 65%
   b. Effective 1/1/2016 Lower maximum subsidy to 60%
   c. Effective 1/1/2018 Lower maximum subsidy to 55%
   d. Effective 1/1/2020 Lower maximum subsidy to 50%
   e. Effective 1/1/2022 Maximum Subsidy would be $ 5,000 per retiree including spouse.

B. The Eligibility would be changed for retirees effective July 1, 2015. Current retirees and retirees retiring prior to July 1, 2015 would not be changed, but those active who are age 65 by the effective date of this change and who retire on or after the effective date of this change would not be eligible for the Medicare Supplemental or other health care coverage under the Conference plan.

C. The Funding will be accomplished via the use of the Comprehensive Health Plan Holiday for 2011 and 2012 to fund this gap and an apportionment remaining at the 2010 level for the years 2011 through 2015. In 2016 the apportionment would be increased to fully fund the gap by the year 2032. No additional funding would be required after 2032.

Note M. Postretirement Benefit Plan (Continued)

The components of the pension cost charged to expense consisted of the following:

	2010	2009
Service cost for benefits earned during the year	**$ 1,430,245**	$ 1,354,221
Interest cost on projected benefit obligation	**3,194,924**	3,043,967
Immediate recognition	**(5,443,489)**	-
Amortization of prior service benefit	**(1,269,273)**	(885,989)
Net periodic pension cost/(income)	**(2,087,593)**	3,512,199
Amounts recognized in postretirement changes other than net periodic postretirement costs		
Actuarial (gain) loss for current year	**(2,320,616)**	2,746,071
Amortization of actuarial loss	**(31,182,461)**	(2,920,627)
Amortization of net gain	**1,269,273**	885,989
Amortization of prior service benefit	**1,269,273**	-
Immediate recognition of prior service (cost)	**(5,443,489)**	-
	(36,408,020)	711,433
Amount in unrestricted net assets expected to be recognized in net postretirement cost in 2011 and 2010		
Prior service benefit (cost)	**(12,096,516)**	(1,269,273)
Net gain	**64,893**	-
	$ (12,031,623)	$ (1,269,273)

The following benefit payments, which reflect expected future service, are expected to be paid:

	Retiree Contributions	Conference	Total
2011	$ 1,062,348	$ 1,719,333	$ 2,781,681
2012	1,274,207	1,939,468	3,213,675
2013	1,501,907	2,167,301	3,669,208
2014	1,908,812	2,265,146	4,173,958
2015	2,168,895	2,499,188	4,668,083
2016-2020	13,366,660	10,622,056	23,988,716

The accumulated postretirement benefit obligation was computed using an assumed discount rate of 5.5 % and 6% for 2010 and 2009, respectively. In 2009, the health care cost trend rate was assumed to be 9.5%, then the trend rate was assumed to decline by .05% beginning in 2010 for ten consecutive years to be 5%, then the trend rate was thereafter. The health care trend rate was assumed to be 9.0% in 2010.

Assumed health care rates have a significant effect on the amounts reported for the plan. A one percent change in assumed health care cost trend rate would have the following effect:

	1% Increase	1% Decrease
Effect on total service and interest cost components	$ 876,457	$ (695,258)
Effect on the accumulated postretirement benefit obligation	822,839	(820,138)

As of December 31, 2009, the Conference has approximately $ 9,166,260 designated by the Board to be used for payment of future postretirement costs. The Conference expects to make adjustments to the plan to allow for the liability to be reduced to a level equal to the Conference's funding. Any changes in the plan or revisions to assumptions that affect the amount of expected future benefits may have a significant effect on the amount of the reported obligation and future annual expense. The maximum conference subsidy pays of Medicare supplement premiums was reduced from 80% to 70% effective January 1, 2009.

Notes to Financial Statements

Note N. Comparative Amounts

The financial statements include certain prior-year summarized comparative information in total but not by net asset class. Such information does not include sufficient detail to constitute a presentation in conformity with accounting principles generally accepted in the United States of America. Accordingly, such information should be read in conjunction with the organization's financial statements for the year ended December 31, 2008, from which the summarized information was derived.

Note O. Restatement of December 31, 2009, Financials

Net assets as of January 1, 2009, have been increased by $ 8,596,185 to correct an error made in 2009. The error did affect the change in net assets for 2008.

The following table illustrates the correction of the error as shown on the face of the Company's statement of financial position:

Net Assets at January 1, 2009, as previously reported		$ (32,510,689)
Prior Period Adjustment		
Error in not recording investments with GBOP		8,596,185
Net Assets at January 1, 2009, as restated		(23,914,504)
Change in net assets, as previously reported	$ (1,231,631)	
Error in not recorded additonal pension expense	(1,273,902)	
Error in not recording unrealized gain on GBOP investments	1,175,474	
Error in recording funds held in trust	(85,606)	
Change in net assets, as restated		(1,415,665)
Net assets at December 31, 2009		$ (25,330,169)

Note P. Subsequent Events

The Conference has evaluated events through May 26, 2011, the date on which the financial statements were issued.

SOUTH CAROLINA CONFERENCE OF THE UNITED METHODIST CHURCH
COLUMBIA AREA EPISCOPAL OFFICE
STATEMENTS OF CASH RECEIPTS AND DISBURSEMENTS
YEARS ENDED DECEMBER 31, 2010 AND 2009
(With comparative total for 2009)

	2010	2009
Cash Receipts		
General Council on Finance and Administration	**$ 93,200**	$ 71,825
Cash Disbursements		
Support staff salaries	**50,000**	50,470
Support employee benefits	**14,892**	15,594
Staff travel	**1,169**	740
Equipment maintenance	**1,006**	1,278
Postage	**685**	542
Printing and copying	**342**	117
Professional entertainment	**978**	1,379
Rent	**9,044**	9,044
Office supplies	**499**	1,105
Miscellaneous	**5,564**	5,139
Total disbursements	**84,179**	85,408
Excess of cash receipts (under) cash disbursements	**9,021**	(13,583)
Cash		
Beginning	**(12,627)**	956
Ending	**$ (3,606)**	$ (12,627)

Note: All funds come from the General Episcopal Fund